



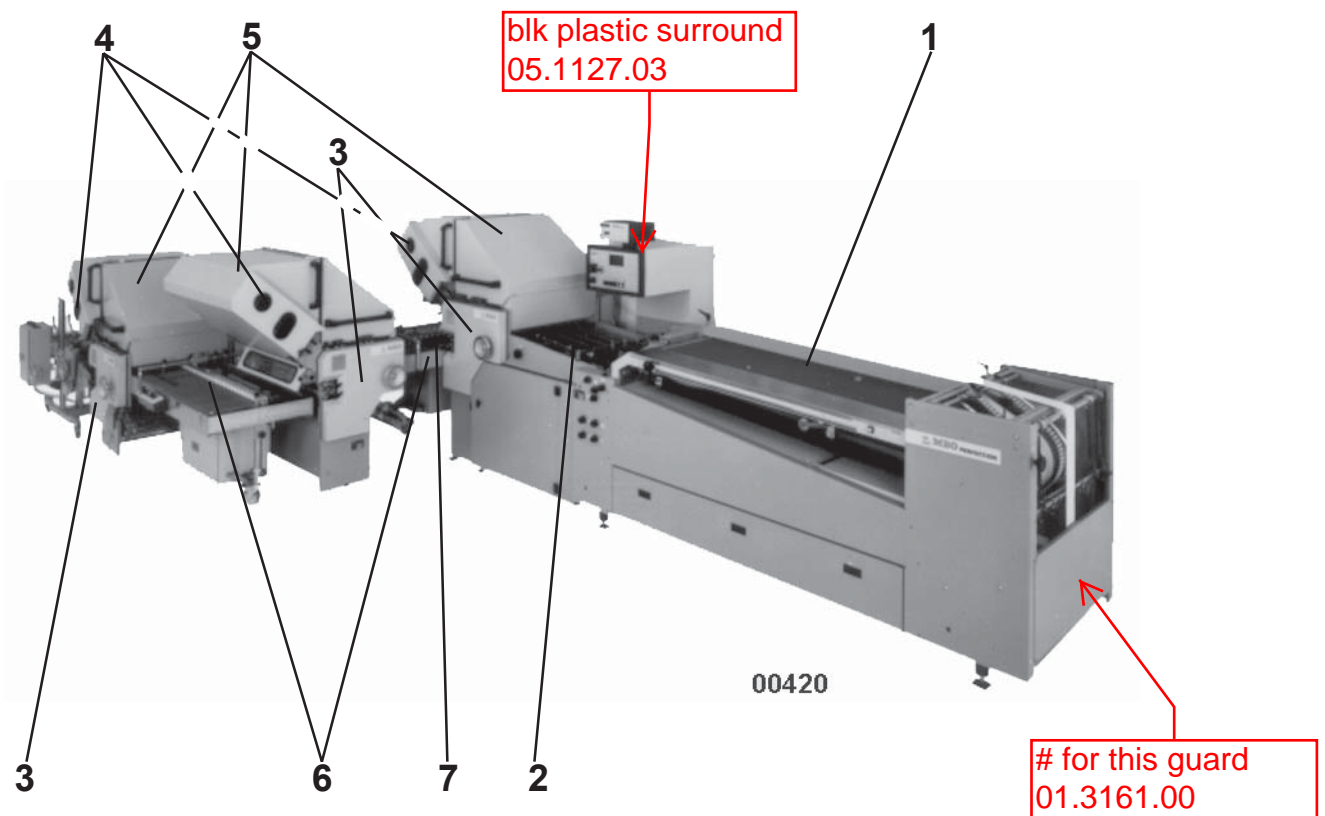
MBO

Folding Technology

B26-S/B32-S

Continuous feeder and Parallel unit
to 32 page unit

Spare part list



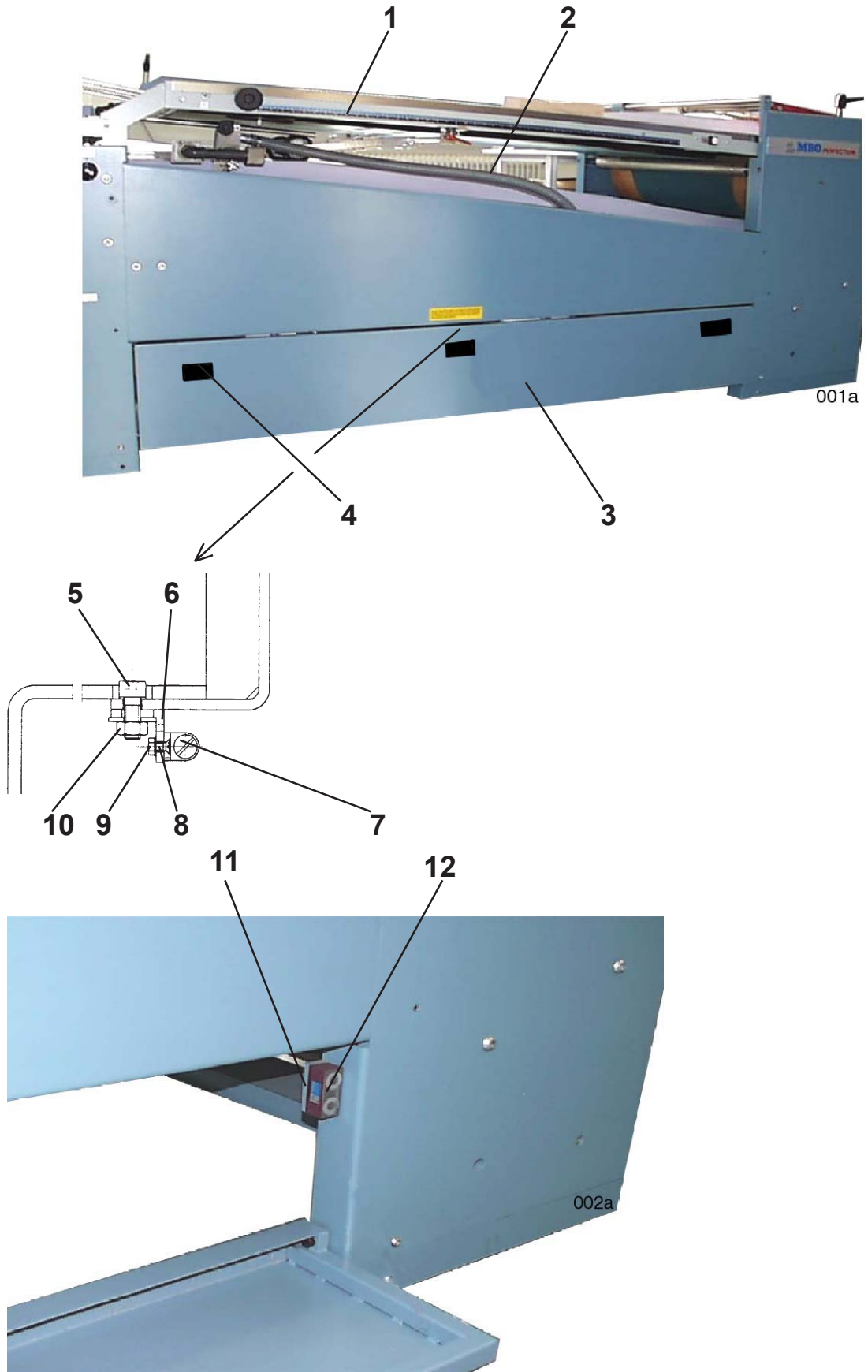
| | | | Page |
|-----------|---------------------------------|----------------|------------------|
| 01 | continuous feeder | EL 1730 1 - 16 | 1 - 35 |
| 02 | accordion type register table | EL 1740 1 - 5 | 36 - 45 |
| 03 | parallelfold unit- 32 page unit | EL 1750 1 - 7 | 46 - 61 |
| 04 | buckle plate | EL 1756 1 - 8 | 62 - 79 |
| 05 | noise hoods | EL 1757 1 - 2 | 80 - 83 |
| 06 | cross carrier register table | EL 1770 1 - 10 | 84 - 103 |
| 07 | split guide device | EL 1775 1 - 2 | 104 - 107 |

These spare parts catalogues show you all important parts of the machine, delivery and feeder.


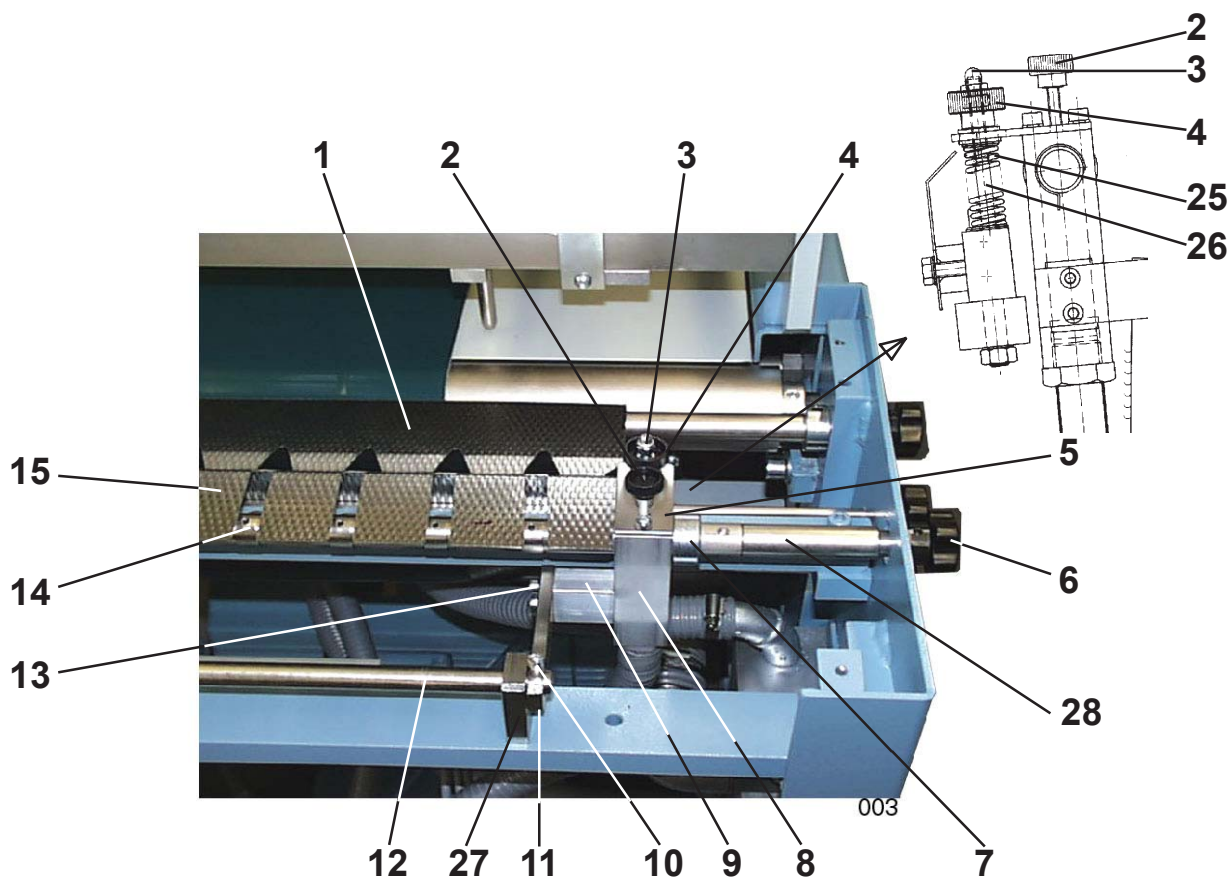
The numeration of the individual parts correspond to our fabrication numbers.

When ordering parts please always indicate the number, this enables us to handle your order faultless and without any delay.

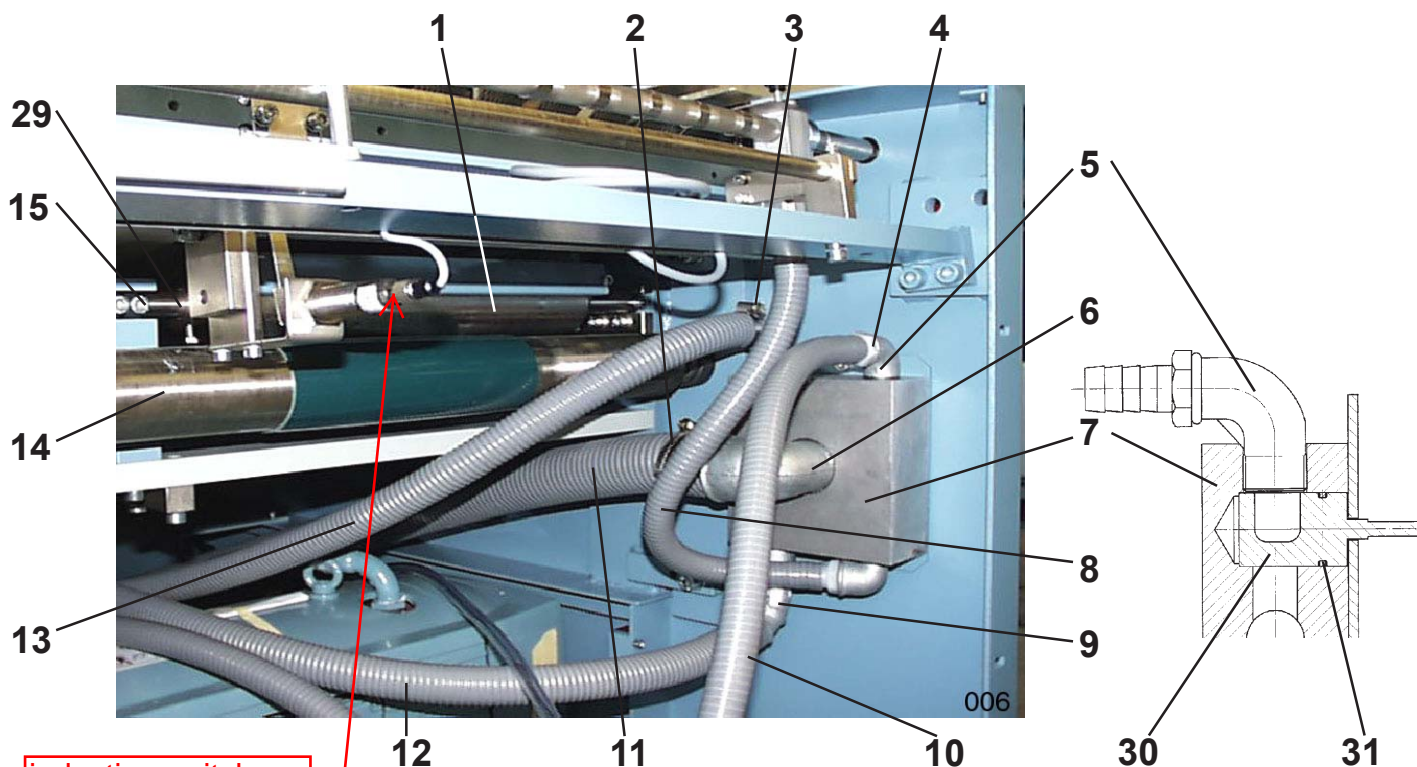
It is also very important to indicate the type and serial number of the machine for which the spare parts are required.




| | | | |
|----|----------------|--|----------------------------|
| 1 | scale | 01.3373.03 01.3373.04 01.3373.05 | |
| 2 | hose | 00105026 | (EVK 21 - length 106 inch) |
| 3 | flap cpl. | 17.3164.09 | |
| 4 | handle | 00100297 | (ZB 0046.0030) |
| 5 | cylinder screw | 0088807.5 | (M6x16 DIN912) |
| 6 | bar | 10.3153.03 | |
| 7 | ball lock | 00100529 | (Gr.2 1/2" MS) |
| 8 | screw | 0091629.5 | (M3x8 DIN963) |
| 9 | nut | 0090811.5 | (M3 DIN934) |
| 10 | nut | 0090852.5 | (M6 DIN934) |
| 11 | holder | 10.3144.05 | |
| 12 | magnet | 0100872 | (Art. Nr. 36567) |



| | | | | |
|----|------------------|-------|--------------|------------------|
| 1 | adjustment plate | B26-S | 10.3763.05 | |
| | | B32-S | 17.3763.00 | |
| 2 | knurled nut | | 00095802 | (M5x25 GN421) |
| 3 | cap nut | | 0092148.5 | (M6 DIN986) |
| 4 | knurled nut | | 00095877 | (M6 GN420) |
| 5 | holder | | 10.3744.03 | |
| 6 | handle | | 0100273 | (40 B6-S GN5338) |
| 7 | collar | | 0088344.5 | (A20 DIN705) |
| 8 | holder | | 06.3743.01 | |
| 9 | distance | | 10.3744.01 | |
| 10 | cylinder screw | | 0088633.5 | (5x8 DIN912) |
| 11 | holder | | 10.3744.20 | |
| 12 | bar | B26-S | 17.3721.03 | |
| | | B32-S | 17.3721.01 | |
| 13 | cylinder screw | | 0088734.5 | (M5x45 DIN912) |
| 14 | blower tube | B26-S | 10.3726.00 | |
| | | B32-S | 17.3726.00 | |
| 15 | guide plate | B26-S | 10.3763.03 | |
| | | B32-S | 17.3763.02 | |
| 16 | pulley | | 10.2232.00 | |
| 17 | guide plate | B26-S | 10.3763.04 | |
| | | B32-S | 17.3763.01 | |
| 18 | spring | | 1.0.2386.011 | |
| 19 | holder | | 06.3743.02 | |
| 20 | shaft | B26-S | 10.3221.03 | |
| | | B32-S | 17.3221.03 | |
| 21 | sprocket | | 08.3235.00 | |
| 22 | ball bearing | | 00109728 | (6004-2Z DIN625) |
| 23 | cylinder screw | | 0088799.5 | (M6x16 DIN912) |
| 24 | bar | B26-S | 10.3221.15 | |
| | | B32-S | 17.3221.01 | |
| 25 | spring | | 00102906 | (D-252 A-06) |
| 26 | screw | | 17.3729.00 | |
| 27 | bearing block | | 15.3744.50 | |
| 28 | bolt | | 10.3725.03 | |
| | pos. 14 + 18 | | | |
| | blower tube cpl. | B26-S | 10.3700.00 | |
| | | B32-S | 17.3700.01 | |

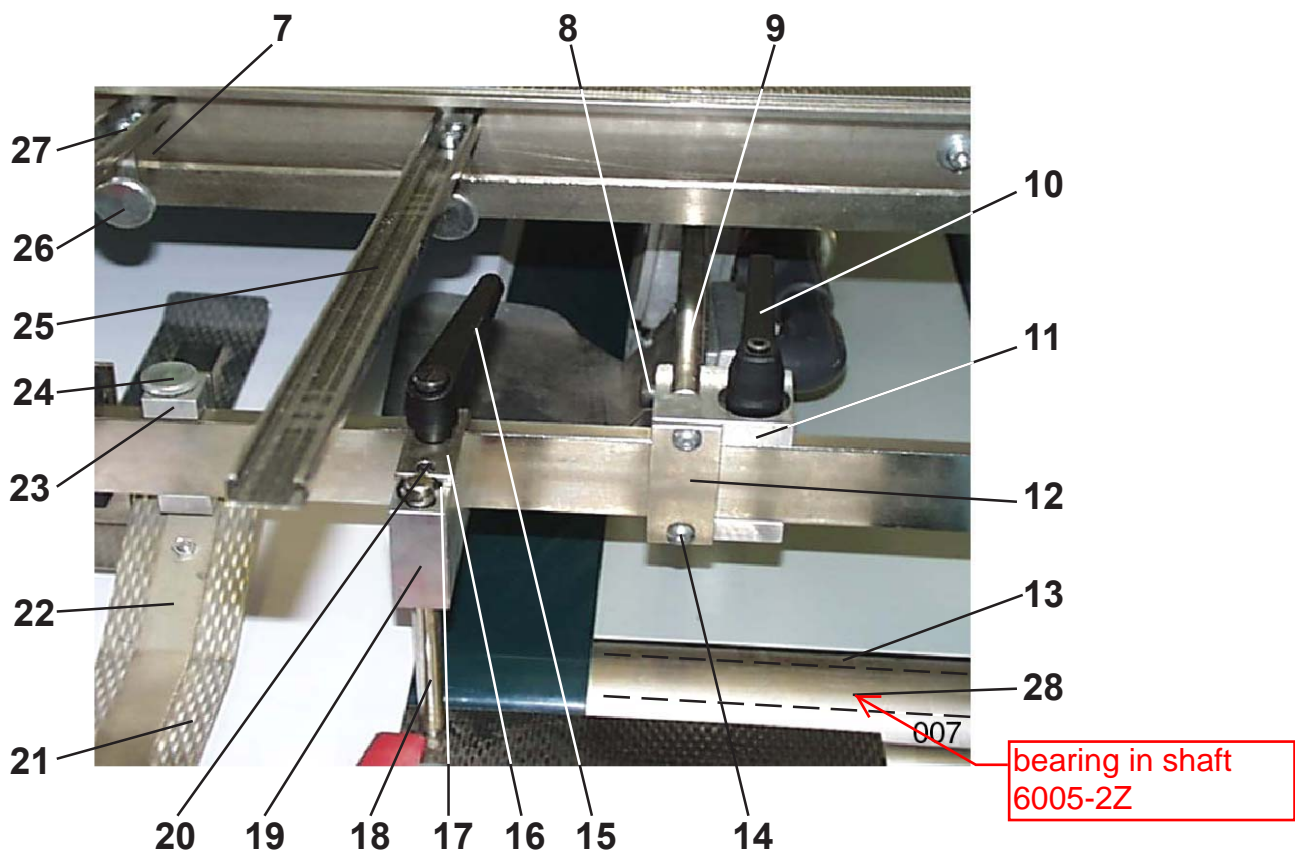



inductive switch
ANT2.28

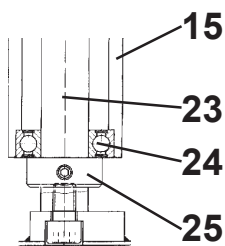

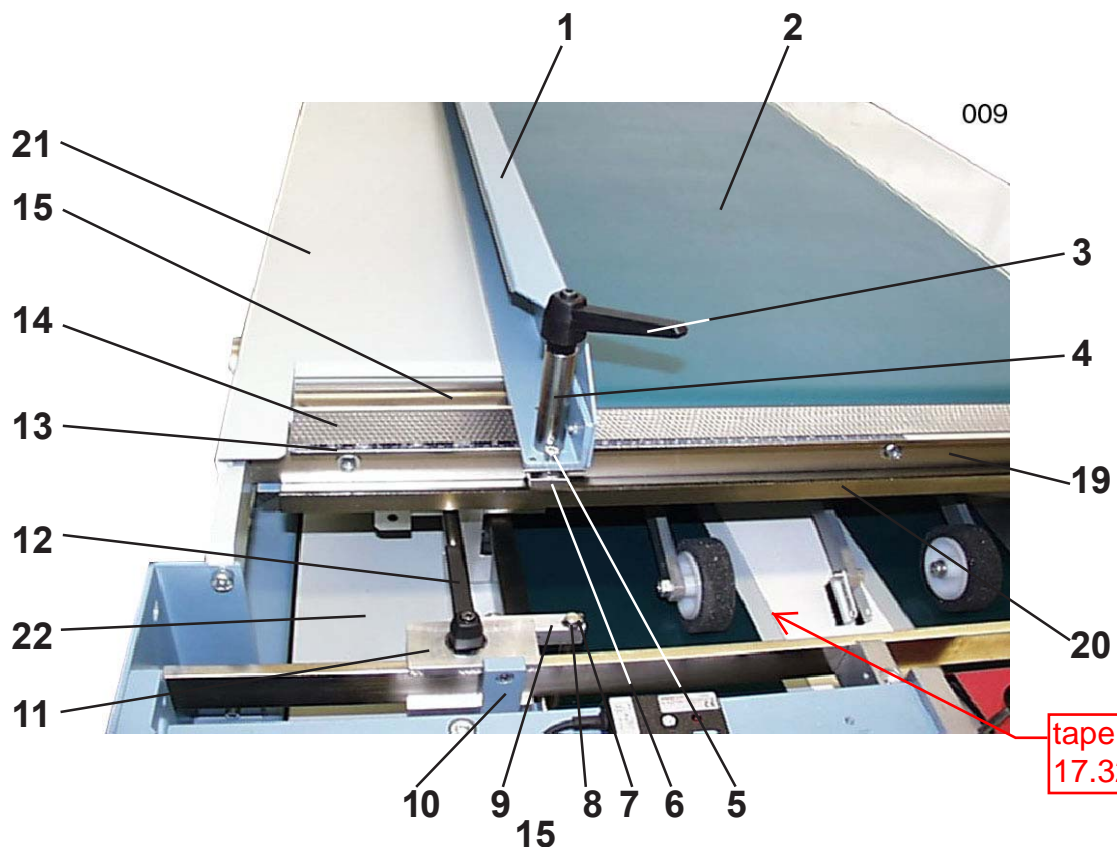


bolt for #24
1.0.3525.010
clip for #24
S4DIN6799
Spring between
#20 and #23
Z024A


| | | | | |
|----|----------------------------------|-------|--------------|---------------------------|
| 1 | tape roller | | 10.3224.06 | |
| 2 | hose clamp | | 0105075 | (050 70/13 CWJ2) |
| 3 | hose clamp | | 00105064 | (SGL 20 32/9 SNZ) |
| 4 | hose connecting | | 00084939 | (1/2"X3/4" Nr. 5114) |
| 5 | bar | | 00085241 | (IG 1/2"x3/4" Nr.92) |
| 6 | bar | | 00085234 | (R1/2" je Nr.92) |
| 7 | housing | | 17.3744.00 | |
| 8 | hose | | 00105024 | (EVK16 - length 18 inch) |
| 9 | deflector | | 00084502 | (3/4" 2xAG Nr.3) |
| 10 | hose | | 00105024 | (EVK16 - length 61 inch) |
| 11 | hose | | 00105028 | (EVK42 - length 80 inch) |
| 12 | hose | | 00105026 | (EVK21 - length 106 inch) |
| 13 | hose | | 00105026 | (EVK21 - length 131 inch) |
| 14 | shaft | B26-S | 10.3221.03 | |
| | | B32-S | 17.3221.03 | |
| 15 | cylinder screw | | 0089094.5 | (M8x60 DIN912) |
| 16 | sheet stop | | 17.3562.00 | |
| 17 | lever | | 10.3562.01 | |
| 18 | screw | | 0089557.5 | (M5x10 DIN913) |
| 19 | excenter | | 10.3525.20 | |
| 20 | cylinder screw | | 0085886.5 | (M4x30 DIN84) |
| 21 | bar | B26-S | 10.3521.01 | |
| | | B32-S | 17.3521.00 | |
| 22 | holder | | 10.3562.02 | |
| 23 | cylinder screw | | 0085829.5 | (M4x16 DIN84) |
| 24 | bearing block | | 1.0.3544.010 | |
| 25 | cylinder screw | | 0085761.5 | (M4x6 DIN84) |
| 26 | cylinder screw | | 0088799.5 | (M6x12 DIN912) |
| 27 | spring | | 1.0.2386.011 | |
| 28 | blower tube | B26-S | 10.3726.00 | |
| | | B32-S | 17.3726.00 | |
| 29 | bar | B26-S | 10.3221.07 | |
| | | B32-S | 17.3221.05 | |
| 30 | bolt | | 35.2325.01 | |
| 31 | o-ring | | 00101122 | (25,3x2,4x70B) |
| | pos. 4-7+9+30-31 housing cpl. | | 17.3700.04 | |
| | pos. 16-26 control switch | | 17.3000.00 | |



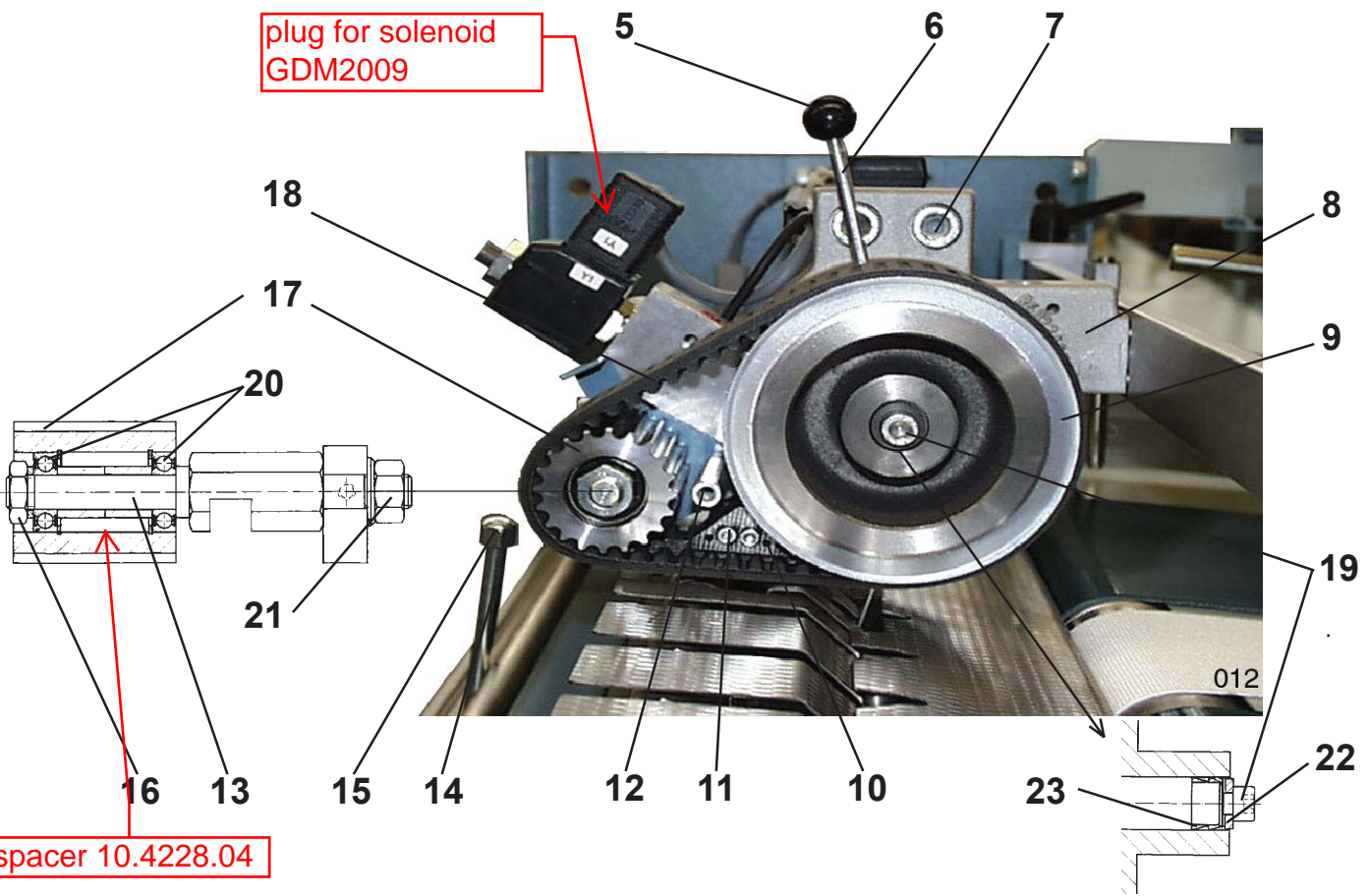
| | | | | |
|----|------------------|-------|--------------|------------------------|
| 1 | flat belt | | 0106994 | (Type EM 8/2 210x4680) |
| 2 | transport belt | | 00106981 | (100x6700) |
| 3 | bar | B26-S | 17.3241.00 | |
| | | B32-S | 17.3241.01 | |
| 4 | adjustment plate | B26-S | 10.3763.05 | |
| | | B32-S | 17.3763.00 | |
| 5 | guide plate | B26-S | 10.3763.03 | |
| | | B32-S | 17.3763.02 | |
| 6 | guide plate | B26-S | 10.3763.04 | |
| | | B32-S | 17.3763.01 | |
| 7 | holder | | 10.3644.01 | |
| 8 | screw | | 00096198 | (M6x8H8x16 UPS) |
| 9 | bar | | 10.3721.03 | |
| 10 | handle | | 00100646 | (M8x20x63 GN500) |
| 11 | holder | | 17.3744.03 | |
| 12 | plate | | 17.3744.04 | |
| 13 | tape roller | B26-S | 10.3224.05 | |
| | | B32-S | 17.3224.00 | |
| 14 | screw | | 0095984.5 | (M6x12 ULS) |
| 15 | handle | | 00100646 | (M8x20x63 GN500) |
| 16 | clamping piece | | 10.3444.07 | |
| 17 | circlips | | 0094201.5 | (8 DIN6799) |
| 18 | pin | | 10.3425.09 | |
| 19 | adjustment piece | | 4.0.3644.060 | |
| 20 | pin | | 0094974 | (6x16 DIN1481) |
| 21 | smoother bar | | 17.3485.01 | |
| 22 | holder | | 17.3485.00 | |
| 23 | holder | | 15.3444.51 | |
| 24 | knurled screw | | 0087858.5 | (M5x16 DIN653) |
| 25 | side guide | | 08.3653.00 | |
| 26 | knurled screw | | 0087890.5 | (M6x16 DIN653) |
| 27 | cylinder screw | | 0088641.5 | (M5x10 DIN912) |
| 28 | bar | B26-S | 10.3221.12 | |
| | | B32-S | 17.3221.13 | |
| | pos. 15-20 | | | |
| | side stop cpl. | | 10.3400.31 | |
| | pos. 21-24 | | | |
| | smoother cpl. | | 17.3400.01 | |



| | | | | |
|----|------------------|-------|--------------|------------------|
| 1 | sheet stop | | 17.3461.00 | |
| 2 | flat belt | | 0107059 | (550x4380) |
| 3 | handle | | 00100646 | (M10x80 GN500) |
| 4 | clamp screw | | 10.3425.10 | |
| 5 | cylinder screw | | 0088849.5 | (M6x30 DIN912) |
| 6 | clamp piece | | 10.3444.10 | |
| 7 | pin | | 10.3425.09 | |
| 8 | circlips | | 0094201.5 | (8 DIN6799) |
| 9 | holder | | 17.3444.01 | |
| 10 | holder | | 08.3464.00 | |
| 11 | adjustment part | | 1.0.2444.320 | |
| 12 | handle | | 00100646 | (M8x20 GN500) |
| 13 | scale | | 5.0.5673.010 | |
| 14 | guide plate | B26-S | 08.3361.04 | |
| | | B32-S | 17.3363.03 | |
| 15 | tape roller | B26-S | 10.3324.03 | |
| | | B32-S | 17.3324.00 | |
| 16 | flange | | 10.3327.10 | |
| 17 | shaft | B26-S | 10.3421.02 | |
| | | B32-S | 17.3421.02 | |
| 18 | cylinder screw | | 0088781.5 | (M6x10 DIN912) |
| 19 | bar | B26-S | 10.3341.04 | |
| | | B32-S | 17.3341.00 | |
| 20 | bar | B26-S | 10.3353.04 | |
| | | B32-S | 17.3353.01 | |
| 21 | top table | B26-S | 17.3363.00 | |
| | | B32-S | 17.3363.02 | |
| 22 | guide plate down | B26-S | 08.3263.01 | |
| | | B32-S | 17.3263.00 | |
| 23 | bar | B26-S | 08.3321.02 | |
| | | B32-S | 17.3321.00 | |
| 24 | ball bearing | | 00109827 | (6205-2Z DIN625) |
| 25 | collar | | 0088393.5 | (A25 DIN705) |



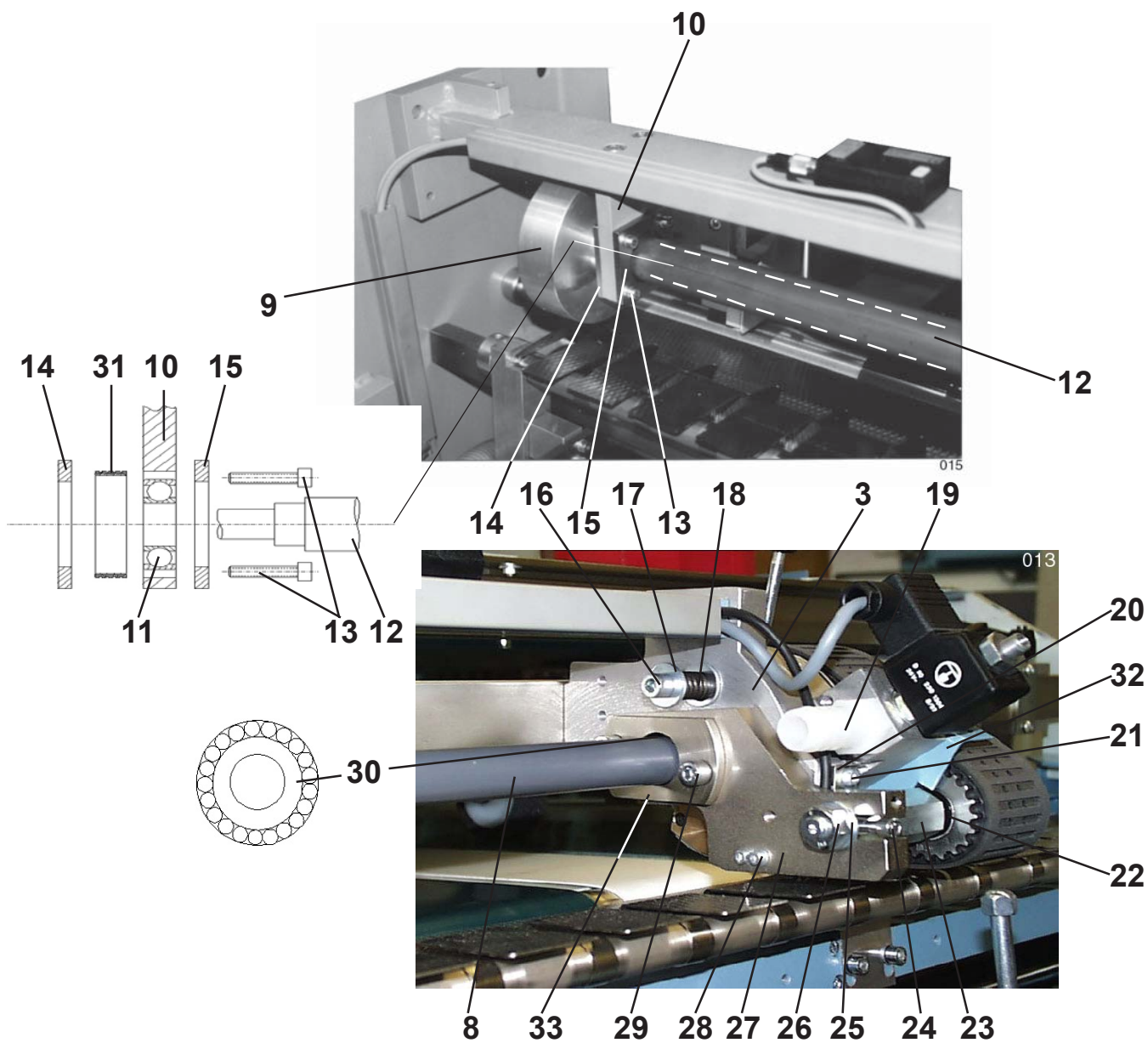
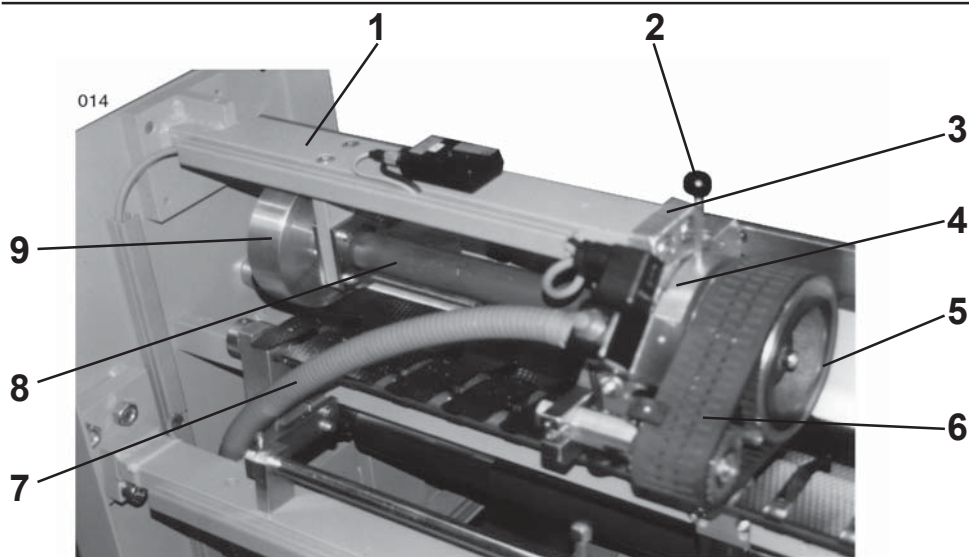
plug for solenoid
GDM2009



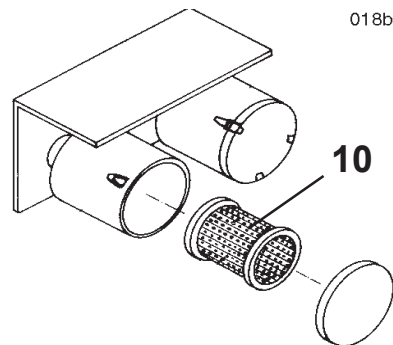


spacer 10.4228.04

| | | | | |
|----|-----------------|-------|--------------|--------------------------|
| 1 | guard | B26-S | 17.3264.04 | |
| | | B32-S | 17.3261.06 | |
| 2 | hose | | 00105024 | (EVK16 - length 92 inch) |
| 3 | guard | | 17.2261.06 | |
| 4 | guard | | 17.4161.04 | |
| 5 | ballknop | | 00086512 | (KU-20-M6-C DIN319) |
| 6 | screw | | 0091409.5 | (M6x70 DIN939) |
| 7 | cylinder screw | | 0094896.5 | (M12x30 DIN 6912) |
| 8 | holder | | 17.2211.04 | |
| 9 | suction wheel | | 17.2211.05 | |
| 10 | guide | | 17.2245.01 | |
| 11 | cylinder screw | | 0088625.5 | (M4x25 DIN912) |
| 12 | distance | | 17.2225.07 | |
| 13 | bolt | | 17.2225.08 | |
| 14 | screw | | 0091490.5 | (M8x90 DIN939) |
| 15 | cap nut | | 0090084.5 | (M8 DIN917) |
| 16 | nut | | 0086959.5 | (M12 DIN439) |
| 17 | toothed pulley | | 17.2236.02 | |
| 18 | toothed belt | | 17.2202.00 | |
| 19 | cylinder screw | | 0088997.5 | (M8x20 DIN912) |
| 20 | ball bearing | | 00109637 | (6001-2RS DIN625) |
| 21 | nut | | 0090910.5 | (M12 DIN934) |
| 22 | disc | | 1.0.2228.010 | |
| 23 | clamp piece(2x) | | 00101600 | (RT-BN 8006 16x20) |

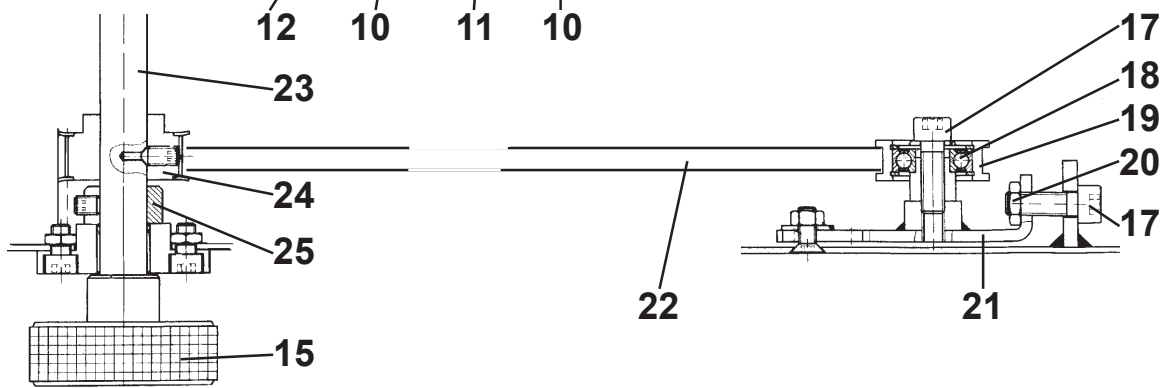
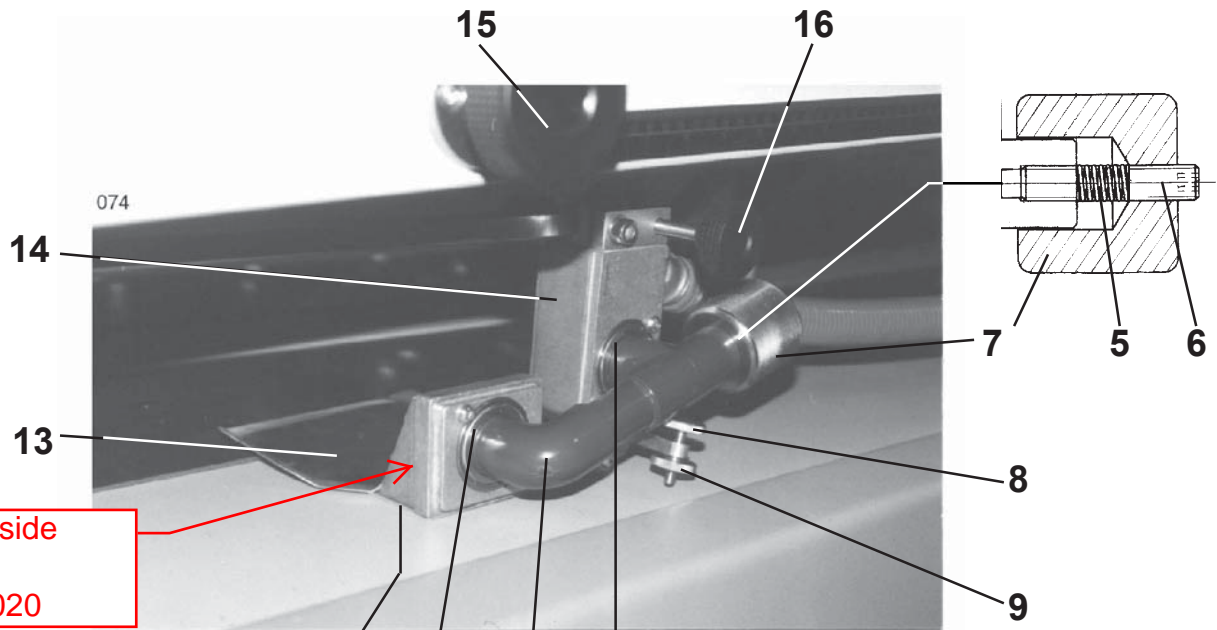

#17 complete 17.2236.02CPL




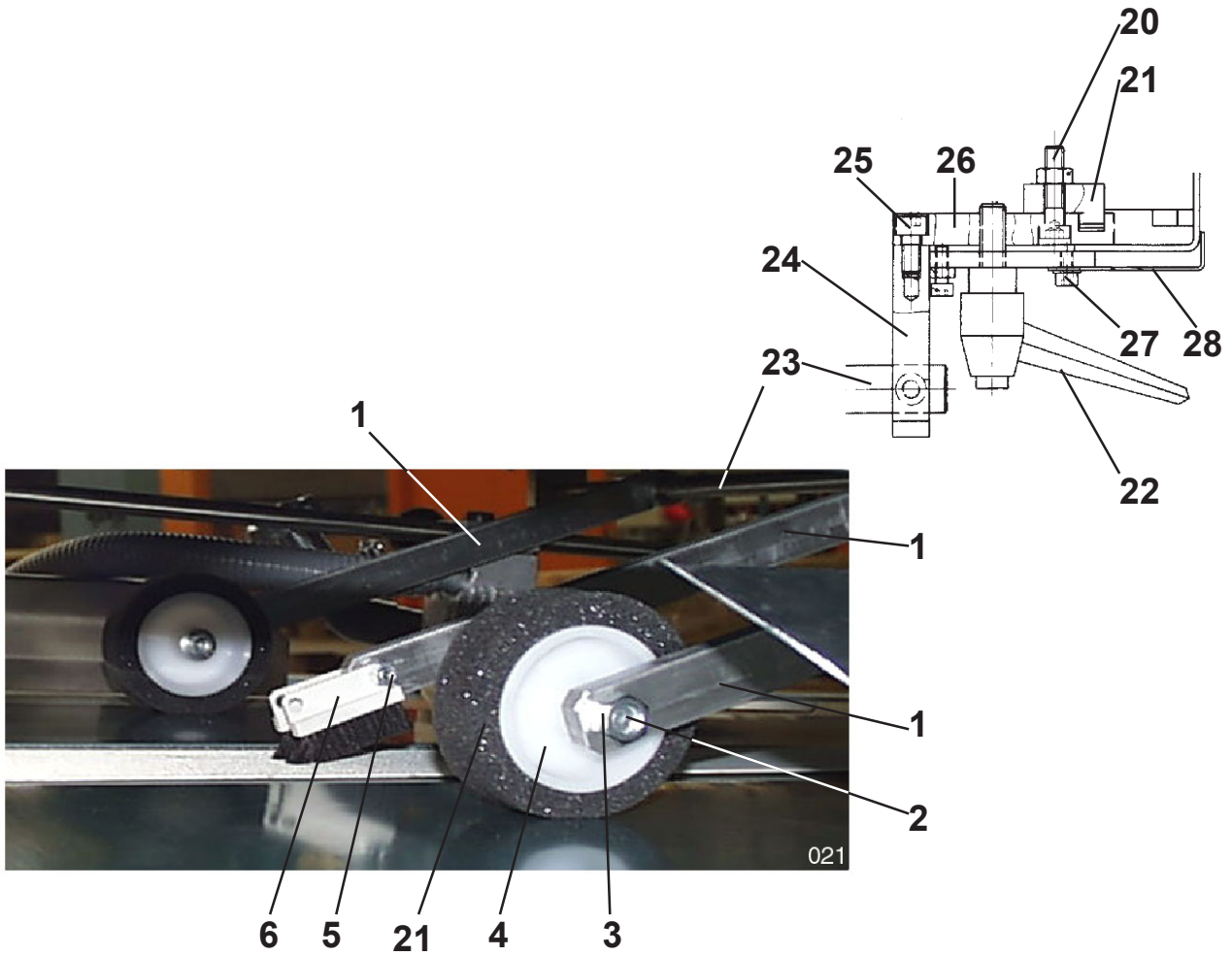
| | | | | |
|----|----------------|-------|--------------|--------------------------|
| 1 | bar | B26-S | 17.3264.04 | |
| | | B32-S | 17.3264.06 | |
| 2 | ballknop | | 00086512 | (KU-20-M6 DIN919) |
| 3 | holder | | 17.2211.04 | |
| 4 | housing | | 5.0.2215.022 | |
| 5 | suction wheel | | 17.2211.05 | |
| 6 | toothed belt | | 17.2202.00 | |
| 7 | hose | | 00105024 | (EVK16 - length 92 inch) |
| 8 | guard | B26-S | 17.3226.07 | |
| | | B32-S | 17.3226.08 | |
| 9 | pulley | | 10.2232.00 | |
| 10 | holder | | 17.3244.05 | |
| 11 | ball bearing | | 00109728 | (6004-2Z DIN625) |
| 12 | shaft | B26-S | 17.3221.23 | |
| | | B32-S | 17.3221.24 | |
| 13 | cylinder screw | | 0088708.5 | (M5x25 DIN912) |
| 14 | cover | | 17.3244.07 | |
| 15 | cover | | 17.3244.06 | |
| 16 | cylinder screw | | 0089096.5 | (M8x65 DIN912) |
| 17 | washer | | 0095679.5 | (B8 4 DIN9021) |
| 18 | spring | | 00103028 | (D285 DIN2098) |
| 19 | tube part | | 1.0.2225.020 | |
| 20 | holder | | 17.2262.08 | |
| 21 | cylinder screw | | 0088781.5 | (M6x10 ULS) |
| 22 | ball bearing | | 00109637 | (6001-2RS DIN625) |
| 23 | bolt | | 17.2225.08 | |
| 24 | cylinder screw | | 0088856.5 | (M6x30 DIN912) |
| 25 | washer | | 0086215.5 | (13 DIN125) |
| 26 | nut | | 0090910.5 | (M12 DIN934) |
| 27 | plate | | 17.2244.14 | |
| 28 | cylinder screw | | 0088625.5 | (M4x25 DIN912) |
| 29 | cylinder screw | | 0089037.5 | (M8x35 DIN912) |
| 30 | ball bearing | | 00109728 | (6004-2Z DIN625) |
| 31 | rubber ring | | 17.3245.01 | |
| 32 | guard | | 17.2261.03 | |
| 33 | flange | | 17.2227.05 | |



| | | | |
|----|-----------------|------------|--------------------------|
| 1 | shield | 10.3771.06 | |
| 2 | shield | 10.3771.03 | |
| 3 | shield | 10.3771.07 | |
| 4 | shield | 10.3771.05 | |
| 5 | shield | 10.3771.00 | |
| 6 | shield | 10.3771.01 | |
| 7 | shield | 10.3771.04 | |
| 8 | shield | 10.3771.02 | |
| 9 | filter kit cpl. | 0099990 | (F110) |
| 10 | filter | 0100013 | |
| 11 | hose | 00105024 | (EVK16 - length 33 inch) |
| 12 | tube part | 00084632 | (Ges 8-R1/2Z) |
| 13 | hose | 00104968 | (8x2 - length 69 inch) |
| 14 | handle | 0100273 | (B6-S-40 GN5338) |



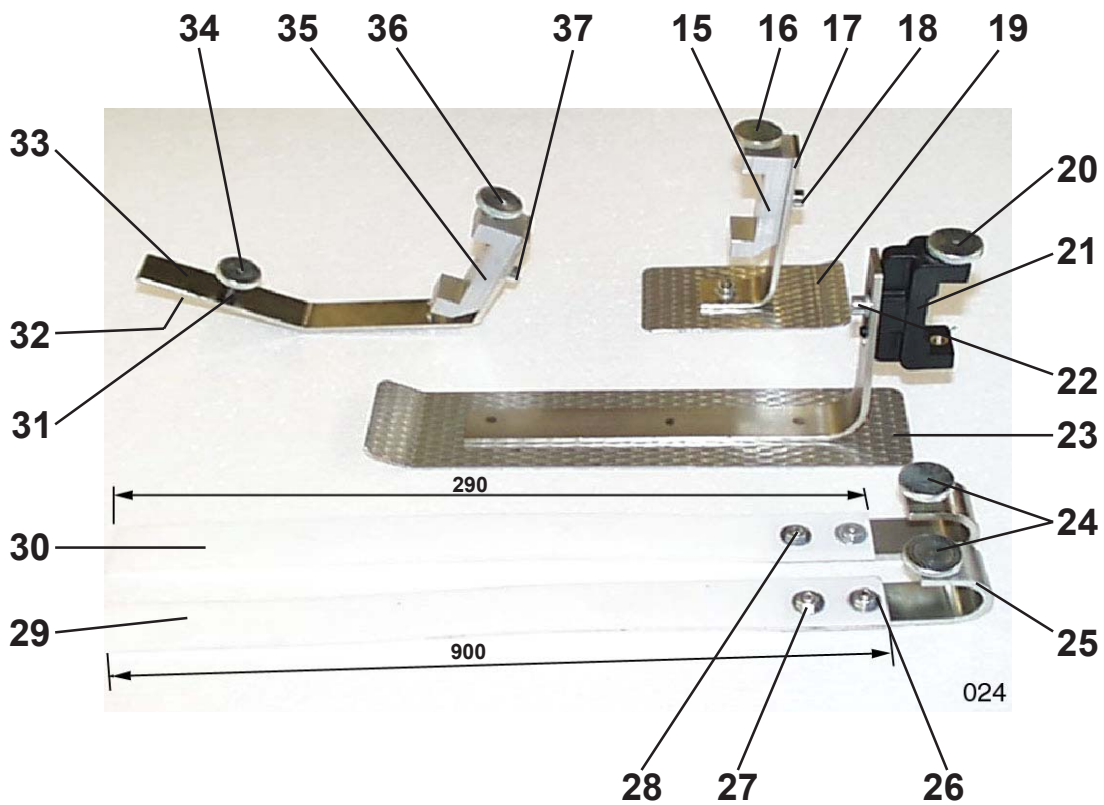
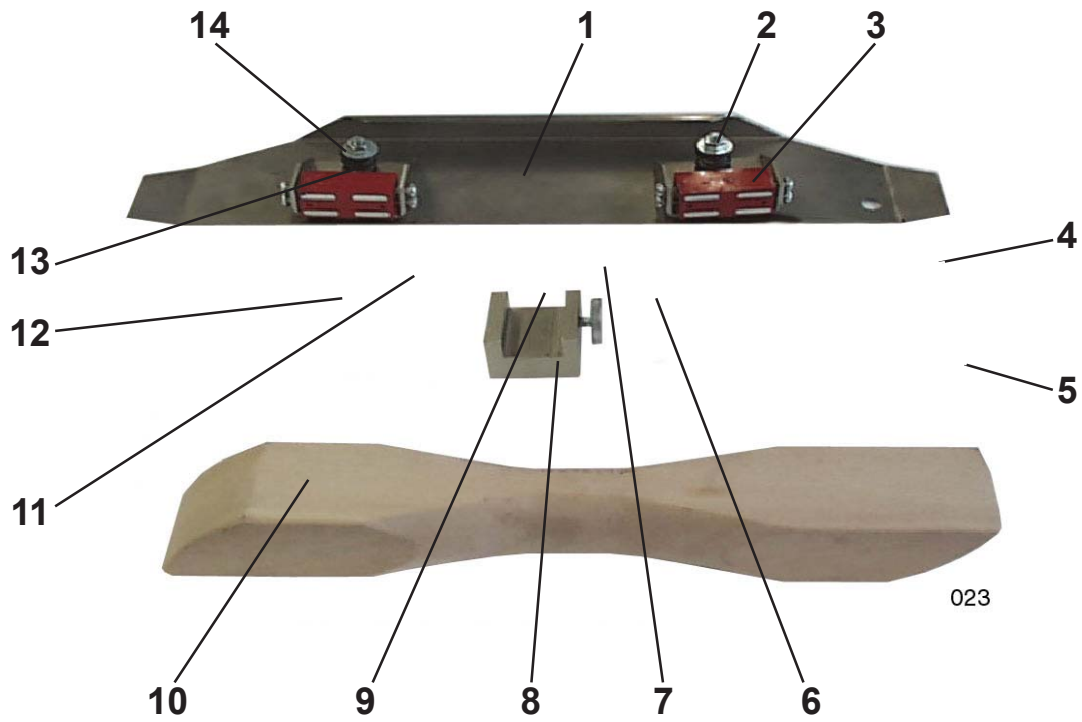
| | | | | |
|----|---------------------------|-------|--------------|------------------|
| 1 | tape roller | B26-S | 10.3224.40 | |
| | | B32-S | 17.3224.04 | |
| 2 | bar | B26-S | 10.3221.05 | |
| | | B32-S | 17.3221.05 | |
| 3 | holder | | 17.3244.04 | |
| 4 | guard | | 17.3261.09 | |
| 5 | spring | | 00102798 | (D180) |
| 6 | screw | | 0089771.5 | (M10x50 DIN913) |
| 7 | weight | | 10.3629.20 | |
| 8 | knurled screw | | 0087924.5 | (M6x30 DIN653) |
| 9 | knurled nut | | 0087148.5 | (M6 DIN467) |
| 10 | ball bearing | | 00109736 | (6005-2Z-C3) |
| 11 | blower tube | | 5.0.3600.270 | |
| 12 | plate | | 5.0.3662.020 | |
| 13 | guide plate | | 5.0.3661.020 | |
| 14 | holder | | 17.3715.00 | |
| 15 | knurled grip | | 00100265 | (M12x60 GN534) |
| 16 | knurled nut with screw | | 0087155.5 | (M8 DIN467) |
| | | | 0090559.5 | (M8x60 DIN933) |
| 17 | cylinder screw | | 0089003.5 | (M8x25 DIN912) |
| 18 | ball bearing | | 00109645 | (6001-2Z DIN625) |
| 19 | roller | | 08.3432.00 | |
| 20 | nut | | 0086876.5 | (M8 DIN439) |
| 21 | holder | | 08.3464.02 | |
| 22 | toothed belt | | 00102251 | (8T5x92 inch) |
| 23 | shaft | B26-S | 10.3421.02 | |
| | | B32-S | 17.3421.02 | |
| 24 | toothed pulley | | 08.3436.00 | |
| 25 | collar | | 0088245.5 | (A15 DIN705) |
| | pos. 7-14+16 blower | | 17.3700.14 | |



| | | | | |
|----|--------------------|-------|--------------|---------------------------|
| 1 | lever | | 10.3444.01 | |
| 2 | cylinder screw | | 0094847.5 | (M10x55 DIN6912) |
| 3 | nut | | 0090894.5 | (M10 DIN934) |
| 4 | roller | | 01.3232.20 | |
| 5 | cylinder screw | | 0094668.5 | (M5x20 DIN912) |
| 6 | brush | | 17.3244.02 | |
| 7 | holder | | 08.3464.00 | |
| 8 | bar | | 10.3721.03 | |
| 9 | holder | | 17.3744.02 | |
| 10 | knurled grip | | 00100272 | (M10x50 SW GN534) |
| 11 | adjustment part | | 1.0.2444.320 | |
| 12 | holder | | 10.3444.00 | |
| 13 | hose | | 00105026 | (EVK21 - length 131 inch) |
| 14 | side guide | | 10.3463.00 | |
| 15 | screw | | 0095463.5 | (M6x35 DIN7991) |
| 16 | nut | | 0090852.5 | (M6 DIN934) |
| 17 | roller | | 00109504 | (600.10) |
| 18 | bolt | | 17.3426.00 | |
| 19 | holder | | 17.3444.03 | |
| 20 | cylinder screw | | 0094748.5 | (M6x25 DIN6912) |
| 21 | clamp piece | | 2.0.5644.051 | |
| 22 | handle | | 00100646 | (M8x20 GN500) |
| 23 | bar | B26-S | 1.0.3421.03 | |
| | | B32-S | 17.3421.01 | |
| 24 | holder | | 17.3444.02 | |
| 25 | cylinder screw | | 0088799.5 | (M6x12 DIN912) |
| 26 | holder | | 10.3444.05 | |
| 27 | cylinder screw | | 0088591.5 | (M4x12 DIN912) |
| 28 | indicator | | 10.3462.01 | |
| 29 | ring | | 01.3239.20 | |
| | pos. 4 + 29 | | | |
| | roller cpl. | | 01.3200.60 | |
| | pos. 07+12 + 14-17 | | | |
| | side guide cpl. | | 10.3400.02 | |

side blower complete (same for left or right)

17.3700.14



| | | | |
|----|----------------|--------------|------------------|
| 1 | side guide | 10.3461.00 | |
| 2 | screw | 0092031.5 | (M6x30 DIN7991) |
| 3 | magnet | 00100867 | (4x10 Cicero) |
| 4 | cylinder screw | 0094908.5 | (M12x40 DIN6912) |
| 5 | roller | 08.3211.00 | |
| 6 | holder | 10.3244.08 | |
| 7 | pin | 00093971 | (8x32 DIN6325) |
| 8 | knurled screw | 00095810 | (M6x15 GN421) |
| 9 | holder | 083244.07 | |
| 10 | fan out block | 1.0.3318.010 | |
| 11 | knurled screw | 0087858.5 | (M5x16 DIN653) |
| 12 | weight | 10.3744.10 | |
| 13 | spring | 20 480 150 | |
| 14 | washer | 0095661.5 | (6,4 DIN9021) |
| 15 | holder | 15.3444.5 | |
| 16 | knurled screw | 0087858.5 | (M5x16 DIN653) |
| 17 | holder | 17.3485.02 | |
| 18 | cylinder screw | 0088658.5 | (M5x12 DIN912) |
| 19 | smoother | 17.3485.03 | |
| 20 | knurled screw | 0087858.5 | (M5x16 DIN653) |
| 21 | holder | 2.0.2414.010 | |
| 22 | cylinder screw | 0088658.5 | (M5x12 DIN912) |
| 23 | smoother | 35.2462.01 | |
| 24 | knurled screw | 0087825.5 | (M5x10 DIN653) |
| 25 | holder | 2.0.3364.040 | |
| 26 | washer | 0095646.5 | (B4,3 DIN9021) |
| 27 | nut | 0090837.5 | (M4 DIN934) |
| 28 | screw | 0095257.5 | (M4x10 DIN7991) |
| 29 | flat belt | 08.3202.02 | |
| 30 | flat belt | 08.3202.01 | |
| 31 | spring | 00102772 | (D165C) |
| 32 | smoother | 15.3485.52 | |
| 33 | holder | 15.3485.51 | |
| 34 | knurled screw | 0087858.5 | (M5x16 DIN653) |
| 35 | holder | 15.3444.51 | |
| 36 | knurled screw | 0087858.5 | (M5x16 DIN653) |
| 37 | cylinder screw | 0088658.5 | (M5x12 DIN912) |

pos. **1-3 + 13 + 14**
left side guide

10.3400.10

pos. **4-9**
roller cpl.

10.3200.15

pos. **15-19**
smoother cpl.

17.3400.02

pos. **20-23**
smoother cpl.

5.0.2400.230

pos. **24-29**
smoother cpl.

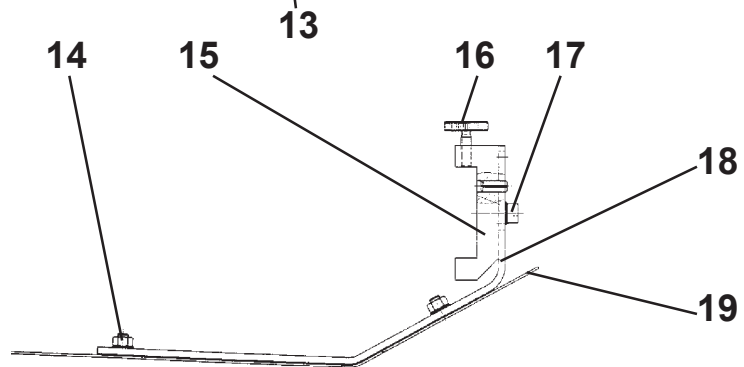


10.3200.10

pos. **24-28 + 30**
smoother cpl.

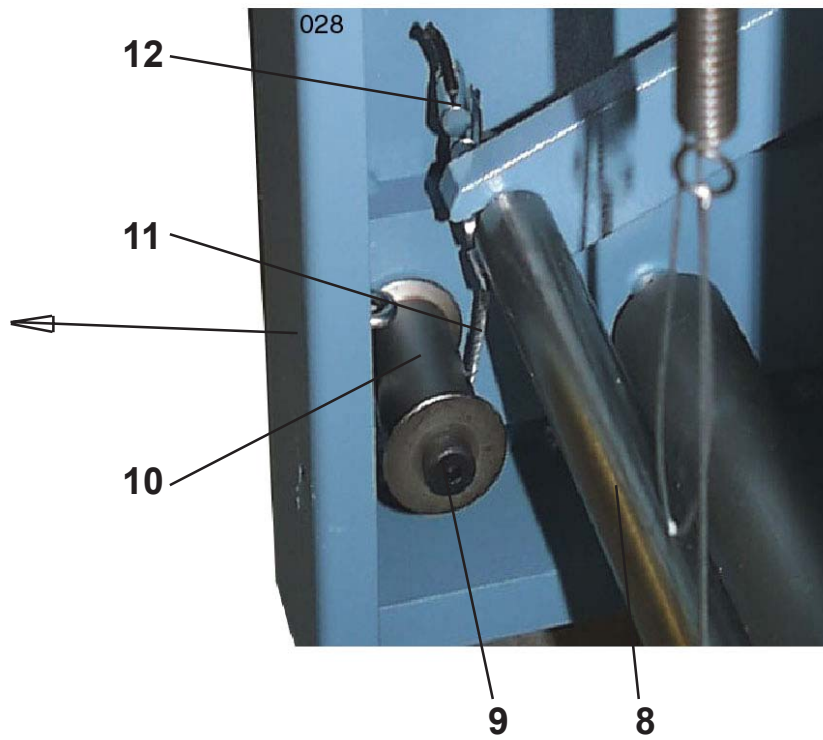
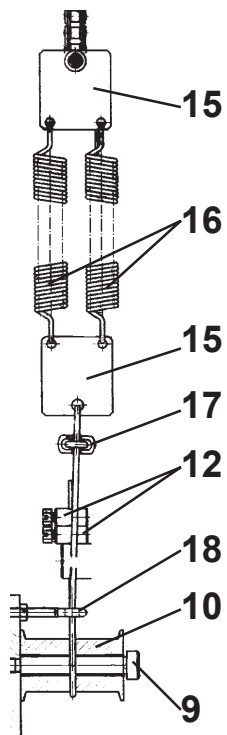
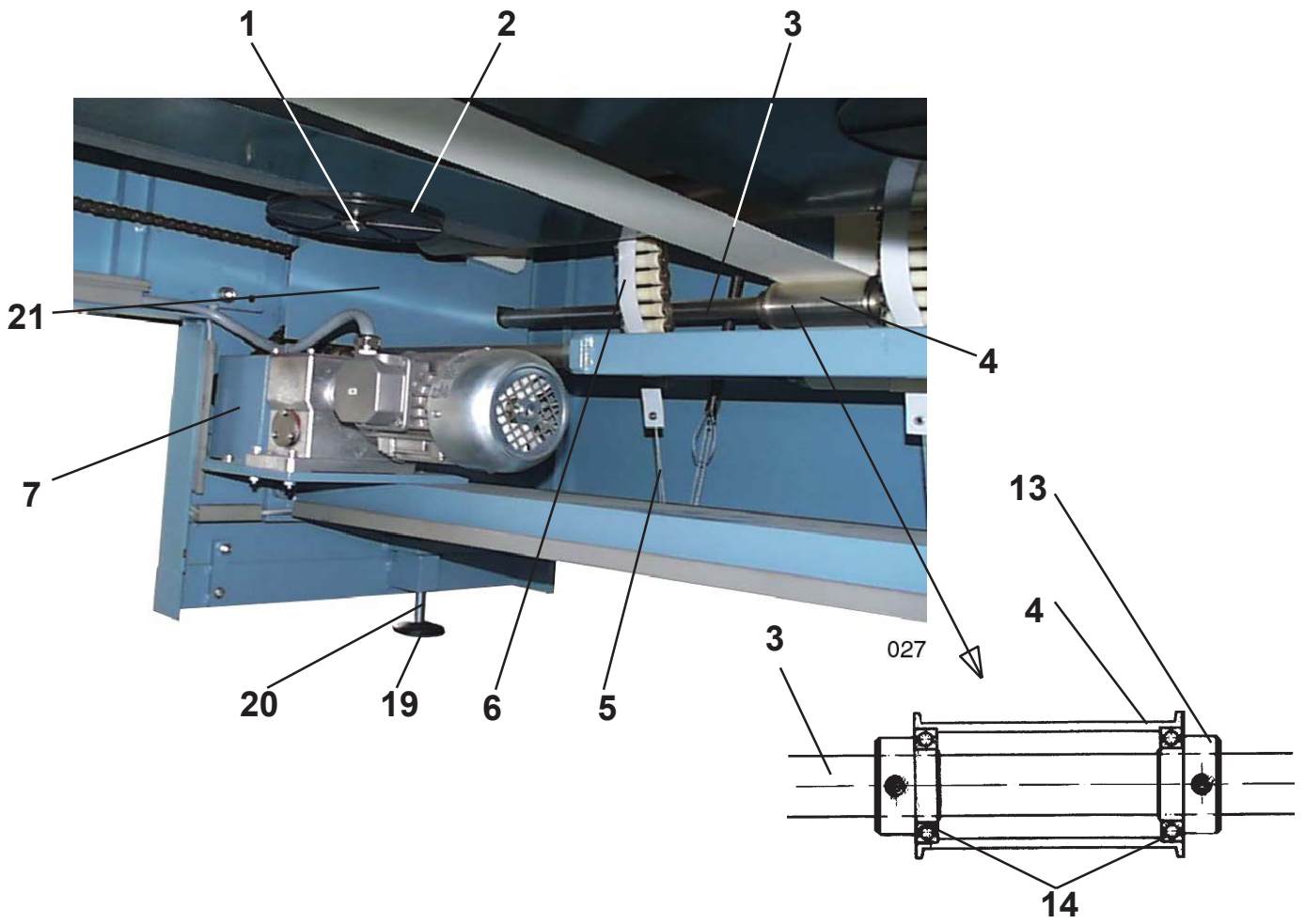
10.3200.09

pos. **31-37**
smoother cpl.

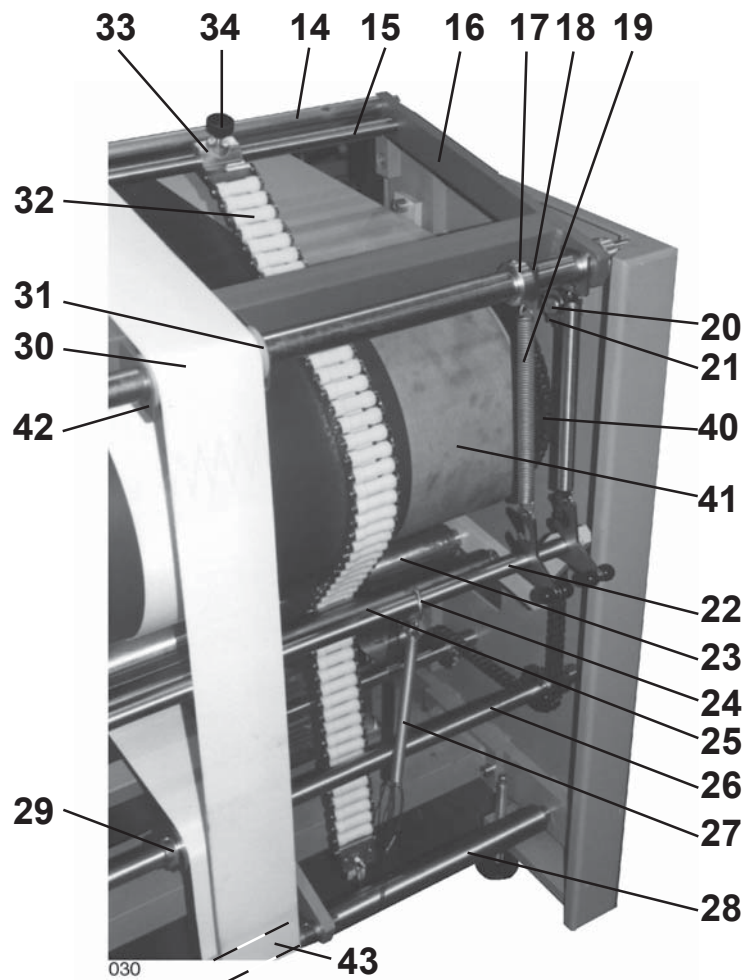
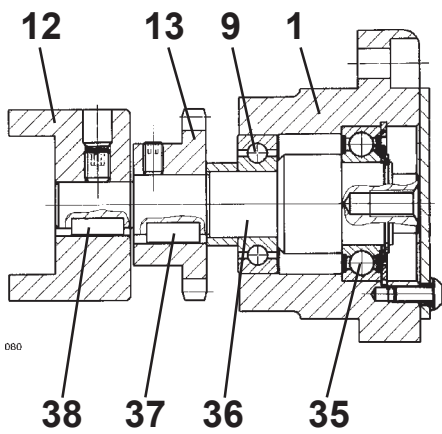

15.3400.52




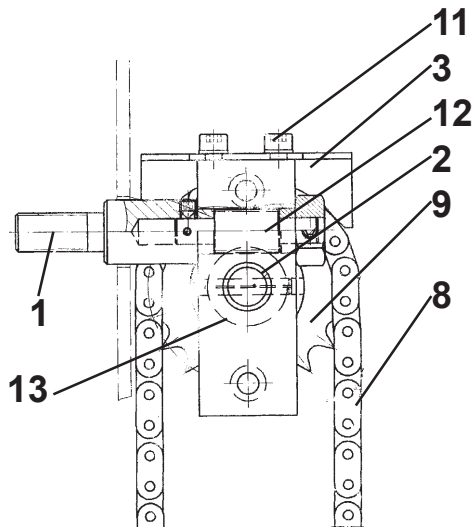
| | | | |
|----|------------------------------------|--------------|------------------|
| 1 | lever | 10.3444.01 | |
| 2 | cylinder screw | 0094847.5 | (M10x55 DIN6912) |
| 3 | roller | 01.3200.60 | |
| 4 | brush | 17.3244.02 | |
| 5 | nut | 0090845.5 | (M5 DIN934) |
| 6 | cylinder screw | 0088641.5 | (M5x10 DIN912) |
| 7 | holder | 10.3644.01 | |
| 8 | knurled screw | 0087890.5 | (M6x16 DIN653) |
| 9 | side guide | 08.3653.00 | |
| 10 | knurled screw | 0087858.5 | (M5x16 DIN653) |
| 11 | cylinder screw | 0088658.5 | (M5x12 DIN912) |
| 12 | holder | 2.0.2414.010 | |
| 13 | smoother | 15.3485.55 | |
| 14 | nut | 0090845.5 | (M5 DIN934) |
| 15 | holder | 15.3444.51 | |
| 16 | knurled screw | 0087858.5 | (M5x16 DIN653) |
| 17 | cylinder screw | 0088658.5 | (M5x12 DIN912) |
| 18 | holder | 17.3485.00 | |
| 19 | smoother | 17.3485.01 | |
| | pos. 6-9 side guide cpl. | 15.3600.51 | |
| | pos. 10-13 smoother cpl. | 10.3400.20 | |
| | pos. 14-18 smoother cpl. | 17.3400.01 | |



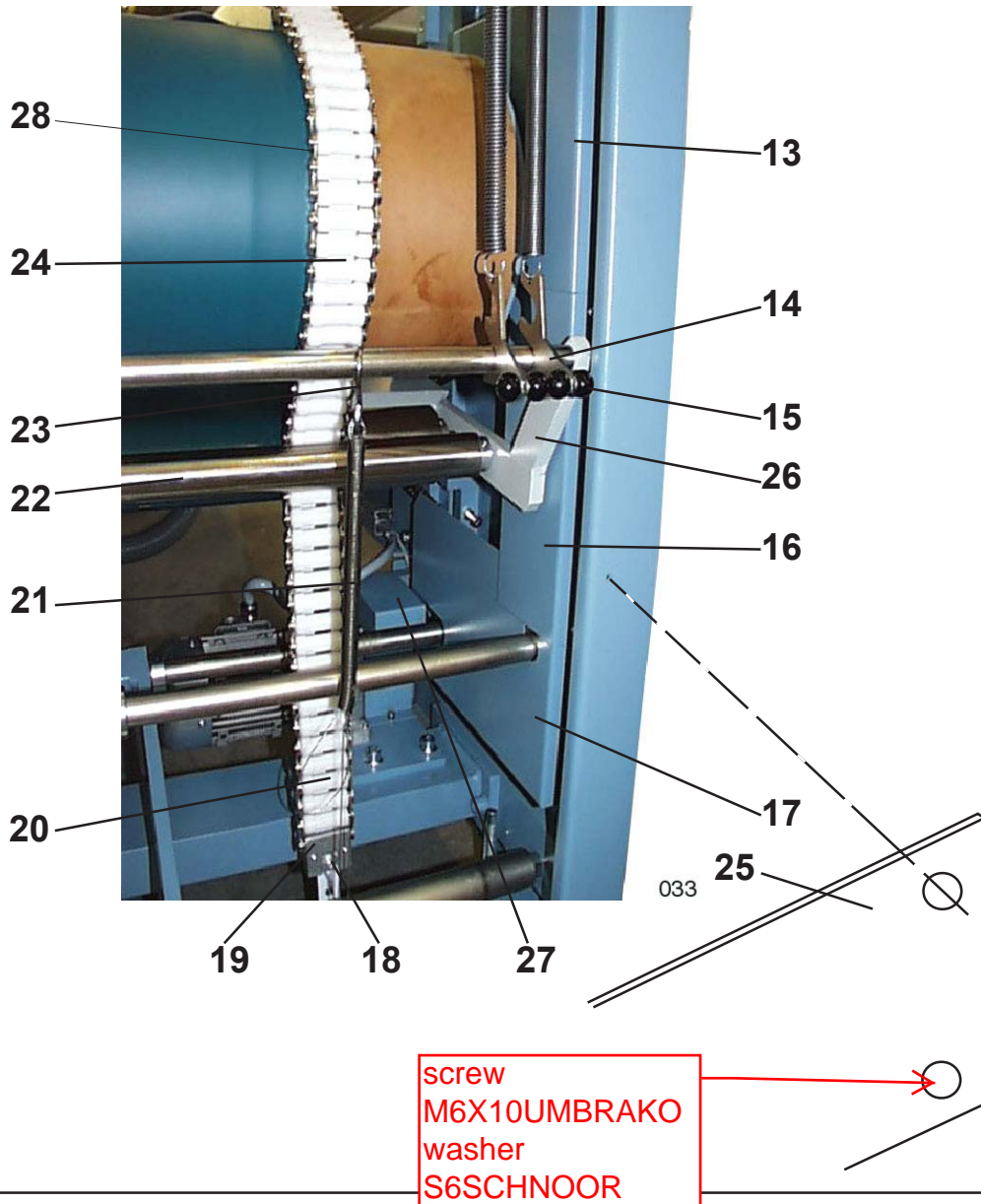

| | | | | |
|----|---------------|-------|------------|------------------|
| 1 | hexagon screw | | 0090568.5 | (M8x80 DIN933) |
| 2 | washer | | 08.3214.00 | |
| 3 | bar | B26-S | 10.3221.08 | |
| | | B32-S | 17.3221.09 | |
| 4 | tape roller | | 17.3232.01 | |
| 5 | wire | | 08.3200.16 | |
| 6 | tape | | 08.3202.03 | |
| 7 | guard | | 10.3161.04 | |
| 8 | bar | B26-S | 10.3221.11 | |
| | | B32-S | 17.3221.14 | |
| 9 | screw | | 0096285 | (M8x10H8x60 UPS) |
| 10 | roller | | 17.3232.00 | |
| 11 | wire | | 00099846 | (Ø 3 mm) |
| 12 | clamp | | 0124888 | (D2 5C E60) |
| 13 | collar | | 10.3228.01 | |
| 14 | ball bearing | | 00109966 | (61 906-2RZ) |
| 15 | holder | | 10.3244.25 | |
| 16 | spring | | 30 480 012 | |
| 17 | wire clamp | | 0099879 | (3 DIN741) |
| 18 | ring screw | | 0101428.5 | (M5x30) |
| 19 | pad | | 00100057 | (D63-K126) |
| 20 | screw | | 00101779 | (M16x165) |
| 21 | guard | | 10.3161.03 | |





| | | | | |
|----|--------------------------------------|-------|--------------|-------------------------|
| 1 | flange | | 10.3227.02 | |
| 2 | bolt | | 17.3225.00 | |
| 3 | holder | | 10.3264.08 | |
| 4 | sprocket with bush | | 20 260 080 | |
| | | | 00111351 | (20x26x20 DIN1850) |
| 5 | hexagon screw | | 0090563.5 | (M8x70 DIN933) |
| 6 | chain | | 00109010 | (1/2"x5/16" 467 Link's) |
| 7 | sprocket with bush | | 06.3235.01 | |
| | | | 00111351 | (20x26x20 DIN1850) |
| 8 | collar | | 0088393.5 | (A25 DIN705) |
| 9 | ball bearing | | 00109728 | (6004-2Z DIN625) |
| 10 | bar | B26-S | 10.3221.08 | |
| | | B32-S | 17.3221.09 | |
| 11 | coupling piece | | 5.0.4244.011 | |
| 12 | coupling piece | | 1.0.2127.330 | |
| 13 | sprocket | | 08.3235.01 | |
| 14 | bar | B26-S | 10.3221.09 | |
| | | B32-S | 17.3221.11 | |
| 15 | bar | B26-S | 10.3221.13 | |
| | | B32-S | 17.3221.08 | |
| 16 | lever | B26-S | 10.3264.10 | |
| | | B32-S | 17.3264.02 | |
| 17 | collar | | 0088427.5 | (A30 DIN705) |
| 18 | holder | | 10.3244.15 | |
| 19 | spring | | 30 480 012 | |
| 20 | bolt | | 17.3225.00 | |
| 21 | sprocket | | 20 260 080 | |
| 22 | bar | B26-S | 10.3221.13 | |
| | | B32-S | 17.3221.08 | |
| 23 | tape roller | B26-S | 10.3224.02 | |
| | | B32-S | 17.3224.02 | |
| 24 | hook | | 10.3260.00 | |
| 25 | cross carrier roller | B26-S | 05.7426.00 | |
| | | B32-S | 17.3226.02 | |
| 26 | bar | B26-S | 10.3221.08 | |
| | | B32-S | 17.3221.09 | |
| 27 | spring | | 08.3282.00 | |
| 28 | roller | B26-S | 10.3224.03 | |
| | | B32-S | 17.3224.03 | |
| 29 | collar | | 10.3228.01 | |
| 30 | transport belt | | 00106981 | (100x6100) |
| 31 | circlips | | 10.3232.03 | |
| 32 | roller | | 08.3526.00 | |
| 33 | holder | | 08.3244.19 | |
| 34 | knurled screw | | 00095851 | (M8x20 GN421) |
| 35 | ball bearing | | 00109736 | (6005-27 DIN625) |
| 36 | shaft | | 10.3221.04 | |
| 37 | spring | | 00094458 | (A6x6x16 DIN6885) |
| 38 | spring | | 00094334 | (A5x5x16 DIN6885) |
| 39 | collar | | 17.3228.00 | |
| 40 | chain wheel | | 08.3235.03 | |
| 41 | tape roller cpl. | B26-S | 10.3200.11 | |
| | | B32-S | 17.3200.02 | |
| 42 | guard | | 17.3261.07 | |
| 43 | tape roller | | 10.3232.05 | |
| | pos. 1+9+12-13+35-38 drive flange | | 17.3200.12 | |



| | | | |
|----|-----------------------------------|--------------|------------------------|
| 1 | bolt | 10.3226.01 | |
| 2 | bolt | 10.3226.02 | |
| 3 | holder | 17.3262.00 | |
| 4 | holder | 10.3244.15 | |
| 5 | collar | 00884275 | (A30 DIN705) |
| 6 | spring | 30 480 012 | |
| 7 | spring | 01.3282.01 | |
| 8 | chain | 00108699 | (3/8"x7/32" 62 Link's) |
| 9 | sprocket | 10.3234.00 | |
| 10 | knurled grip | 00100265 | (M12x60 SW GN534) |
| 11 | cylinder screw | 0088658.5 | (5x12 DIN912) |
| 12 | worm | 3.0.5637.020 | |
| 13 | worm gear | 3.0.5637.010 | |
| | pos. 1-3 + 9-13 tightener cpl. | 17.3200.17 | |

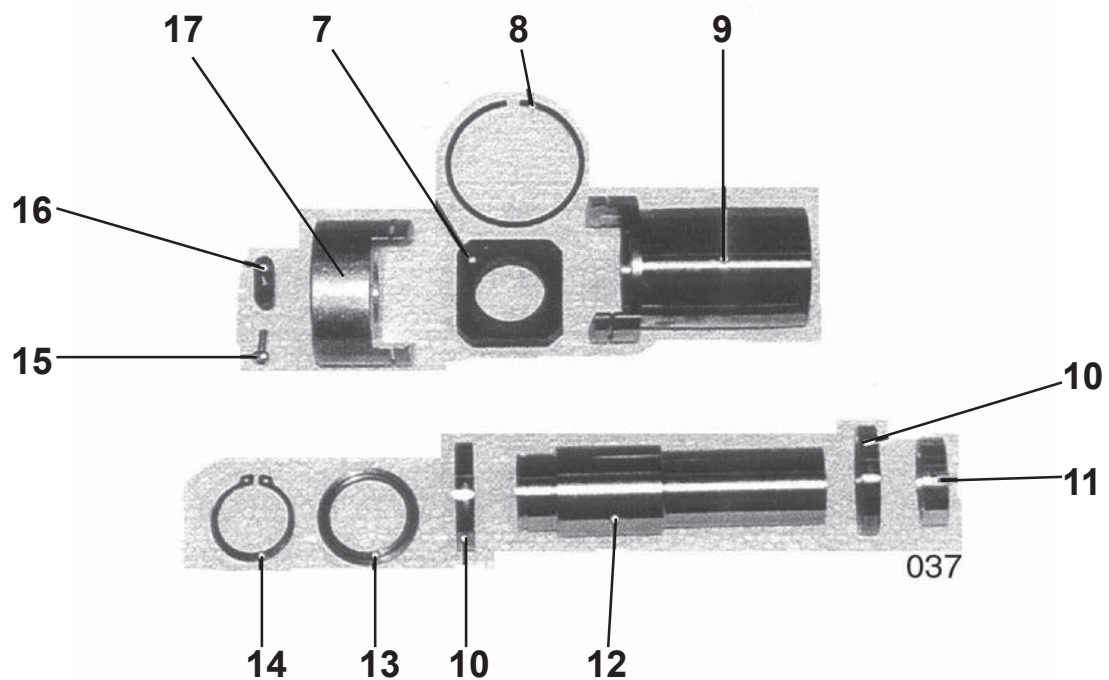
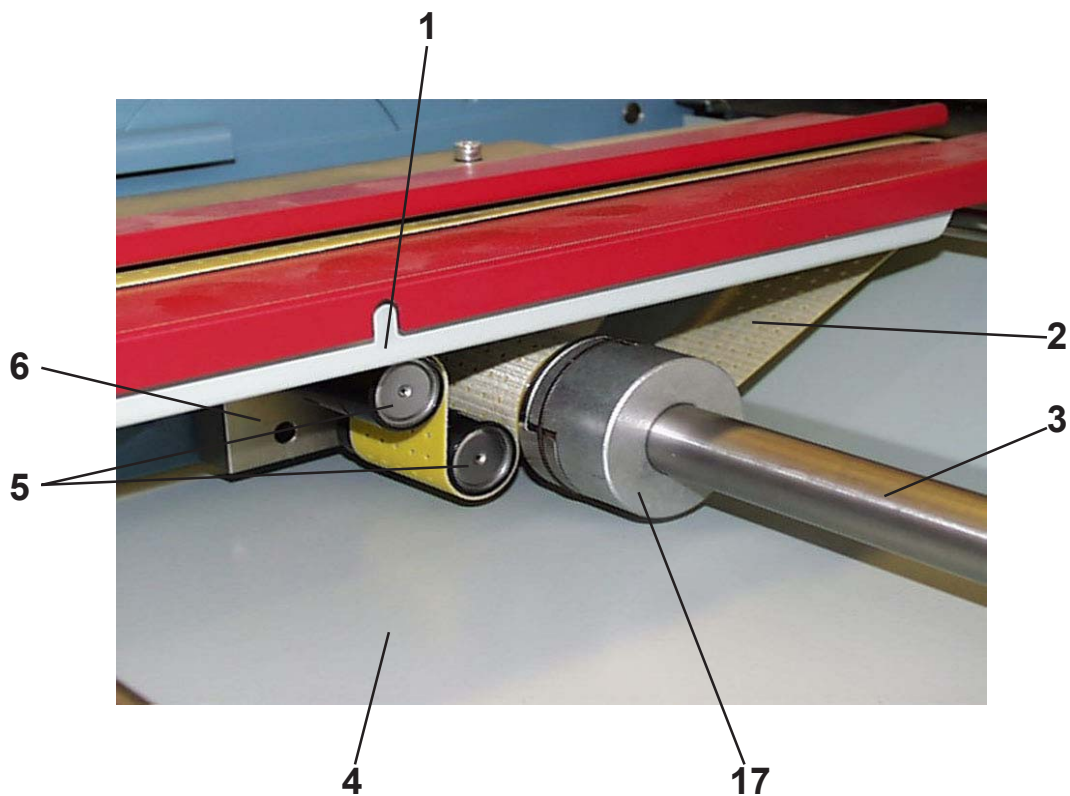


| | | | | |
|----|------------------------|-------|--------------|---|
| 1 | knurled screw | | 00095851 | (M8x20 GN421) |
| 2 | holder | | 08.3244.19 | |
| 3 | transport belt | | 00106981 | (100x6100) |
| 4 | circlips | | 10.3232.05 | |
| 5 | bar | B26-S | 17.3421.03 | |
| | | B32-S | 17.3421.00 | |
| 6 | scale | | 5.0.5673.010 | |
| 7 | sheet stop | | 17.3461.00 | |
| 8 | holder | | 17.3444.00 | |
| 9 | guide | | 5.0.3364.012 | |
| 10 | handle | | 00100586 | (M8x20 GN500) |
| 11 | lever | B26-S | 10.3264.10 | |
| | | B32-S | 17.3264.02 | |
| 12 | collar | | 10.3228.01 | |
| 13 | guard | | 10.3161.01 | |
| 14 | holder | | 10.3244.17 | |
| 15 | ballknop | | 00086515 | (K u 20 M6 DIN319) C20XM6din319 |
| 16 | guard | | 10.3161.02 | |
| 17 | guard | | 10.3161.03 | |
| 18 | screw | | 0095372.5 | (M6x12 DIN7991) |
| 19 | plate | | 10.3244.03 | |
| 20 | roller | | 08.3526.00 | |
| 21 | spring | | 08.3282.00 | |
| 22 | roller with cover | B26-S | 05.7426.00 | |
| | | B32-S | 17.3226.02 | |
| 23 | hook | | 10.3260.00 | |
| 24 | flat belt | | 08.3202.03 | |
| 25 | guard | B26-S | 10.3161.05 | |
| | | B32-S | 17.3161.00 | |
| 26 | guide plate | B26-S | 08.3263.01 | |
| | | B32-S | 17.3263.00 | |
| 27 | guard | | 10.3161.04 | |
| 28 | chain part | | 08.3207.00 | |
| 29 | bar | B26-S | 10.3221.09 | |
| | | B32-S | 17.3221.11 | |
| | pos. 1+ 2 + 18-20 + 24 | | | |
| | chain cpl. | | 17.3200.08 | |





| | | | | |
|--------|------------------------------------|-------|--------------|-----------------|
| 1 (*) | guard | B26-S | 17.5164.03 | |
| | | B32-S | 17.5164.06 | |
| 2 (*) | bar | B26-S | 17.4121.02 | |
| | | B32-S | 17.4121.11 | |
| 3 | bushing | | 1.0.4126.010 | |
| 4 | holder | | 17.4264.00 | |
| 5 | screw | | 10.4200.02 | |
| 6 | adjustment piece | | 5.0.4211.011 | |
| 7 | cylinder screw | | 0088997.5 | (M8x20 DIN912) |
| 8 | bar | B26-S | 17.4121.00 | |
| | | B32-S | 17.4121.10 | |
| 9 | smoother | | 17.4253.00 | |
| 10 | side guide | | 17.4263.03 | |
| 11 | lamella cpl. | B26-S | 17.4400.00 | |
| | | B32-S | 17.4400.01 | |
| 12 | bar | | 17.4241.01 | |
| 13 | distance | | 10.5128.01 | |
| 14 | cylinder screw | | 0088856.5 | (M6x30 DIN912) |
| 15 | guide plate | | 17.4263.04 | |
| 16 | cylinder screw | | 0088799.5 | (M6x12 DIN912) |
| 17 | adjustment piece | | 1.0.4211.330 | |
| 18 (*) | shaft | B26-S | 17.5221.00 | |
| | | B32-S | 17.5221.06 | |
| 19 | hexagon screw | | 0090399.5 | (M6x35 DIN933) |
| 20 | hexagon nut | | 0090852.5 | (M6 DIN934) |
| 21 | cylinder screw | | 0088617.5 | (M4x20 DIN912) |
| 22 | cylinder screw | | 0089003.5 | (M8x25 DIN912) |
| 23 | holder | | 1.0.4244.320 | |
| 24 | cylinder screw | | 0089300.5 | (M12x40 DIN912) |
| 25 | tape roller with bearing part | | 1.0.4232.031 | |
| | | | 00111773 | (F31.643) |
| 26 | holder | | 10.1264.03 | |
| 27 | distance | | 60 290 041 | |
| 28 | infeed plate | B26-S | 17.5163.06 | |
| | | B32-S | 17.5163.17 | |
| 29 (*) | infeed plate | B26-S | 17.5163.00 | |
| | | B32-S | 17.5163.14 | |
| 30 | bar | | 17.4241.00 | |
| | | | | |
| | pos. 4-7 + 9-10 side guide cpl. | | 17.4100.03 | |

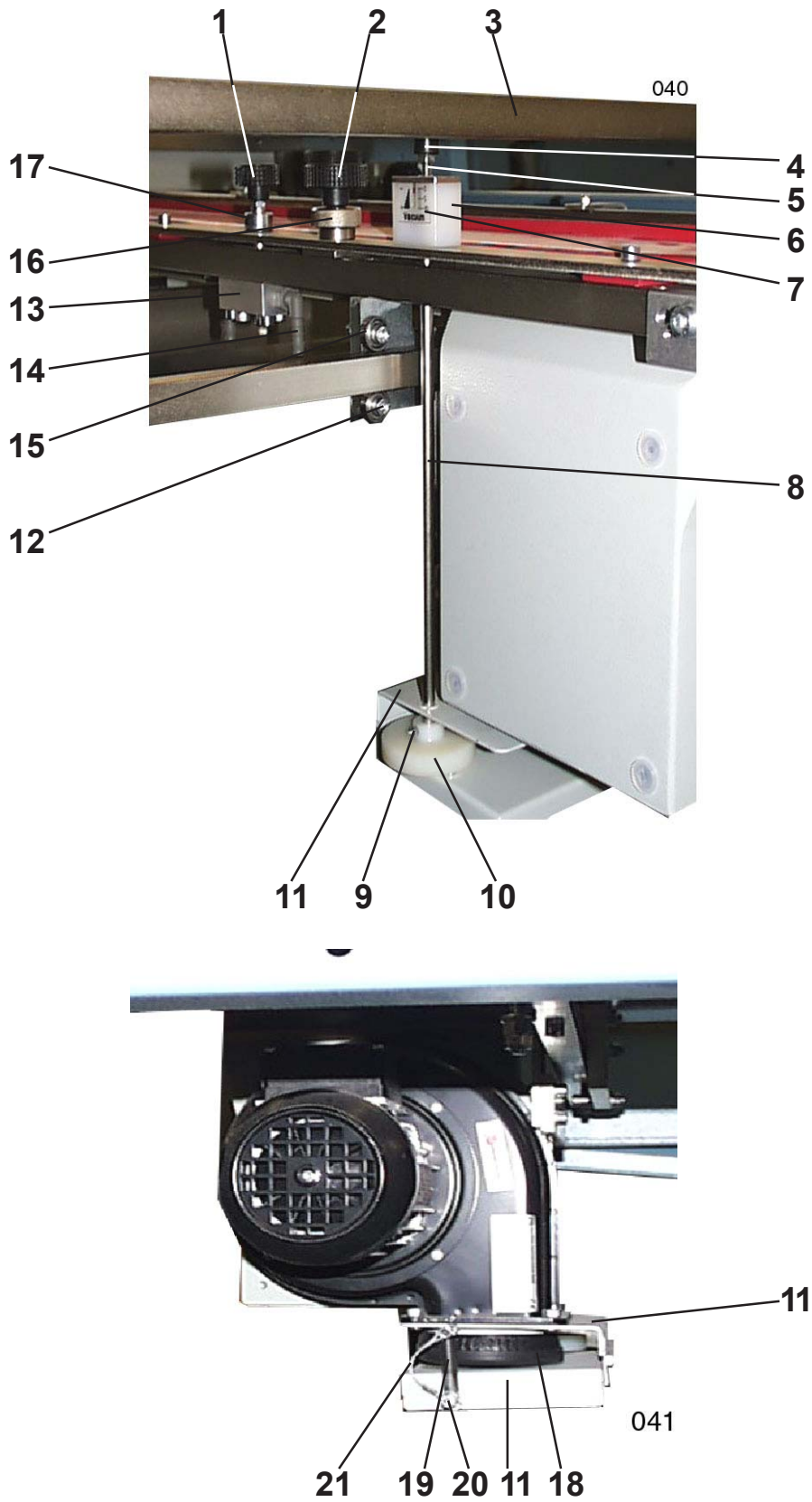
(*) only parallel unit



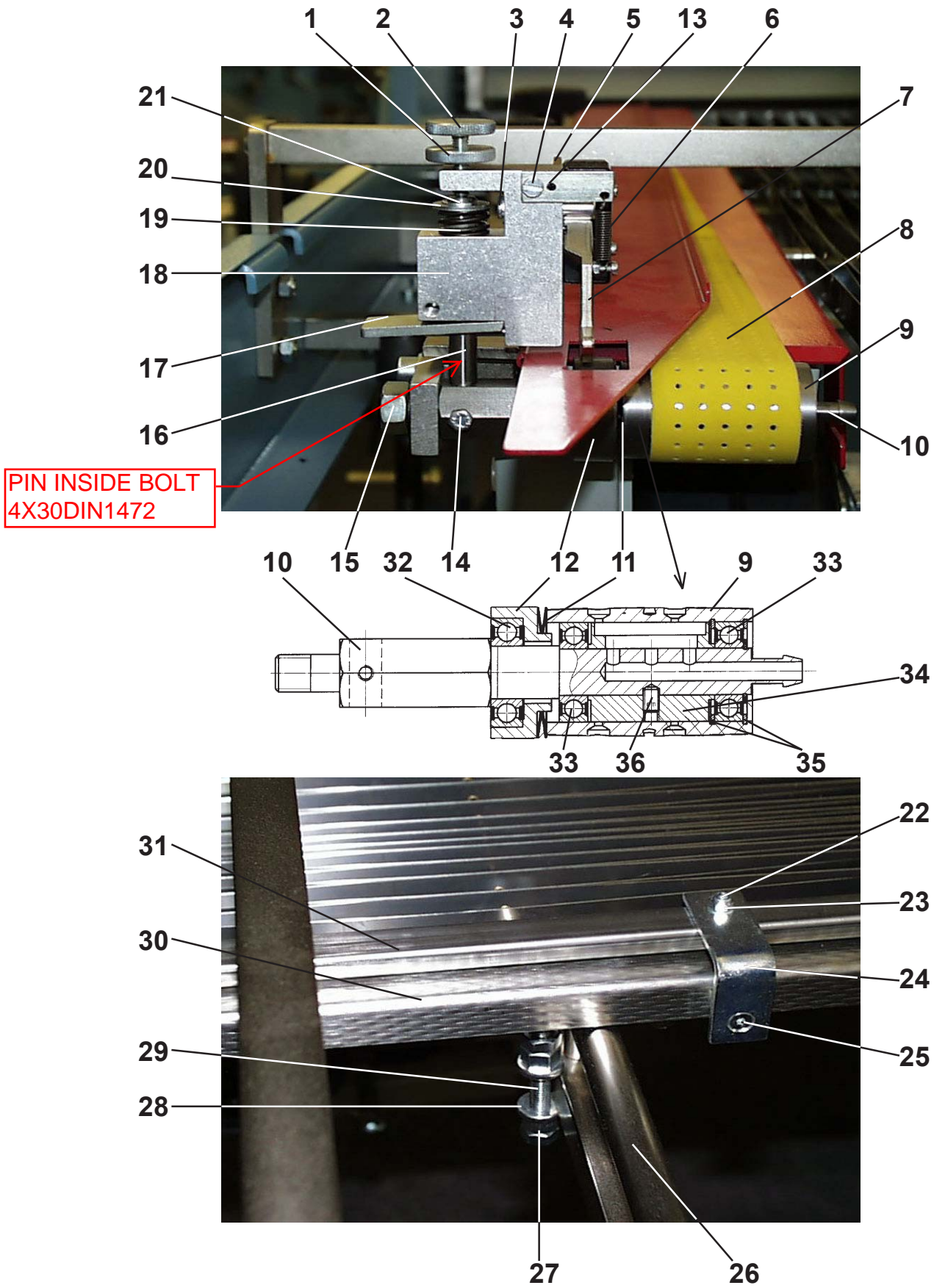
| | | | | |
|----|-----------------------|-------|--------------|--------------------|
| 1 | housing | | 10.4261.02 | |
| 2 | tape | | 00106929 | (PU 20-1 50x2425) |
| 3 | shaft | B26-S | 17.5221.00 | |
| | | B32-S | 17.5221.06 | |
| 4 | guard | B26-S | 17.4161.05 | |
| | | B32-S | 17.4161.06 | |
| 5 | bearing part | | 0011773 | (F 31.643) |
| 6 | holder | | 17.4244.02 | |
| 7 | coupling part | | 5.0.4244.011 | |
| 8 | circlips | | 00101402 | (SW 55 Seeger) |
| 9 | tape roller | | 1.0.4232.340 | |
| 10 | ball bearing | | 00109918 | (61806-2RZ DIN625) |
| 11 | distance ring | | 1.0.4228.020 | |
| 12 | shaft | | 1.0.4226.320 | |
| 13 | distance ring | | 5.0.4228.010 | |
| 14 | circlips | | 00087312 | (30x1,5 DIN471) |
| 15 | cylinder screw | | 0088583.5 | (M4x10 DIN912) |
| 16 | spring key | | 5.0.4243.010 | |
| 17 | coupling part | | 5.0.4227.011 | |
| | pos.7-17 | | 1.0.4200.300 | |
| | tape roller cpl. | | | |



| | | | | |
|-----------|-------------------------|-------|--------------|----------------|
| 1 | hexagon screw | | 0090407.5 | (M6x45 DIN933) |
| 2 | cylinder screw | | 0089003.5 | (M8x25 DIN912) |
| 3 | holder | | 35.5244.05 | |
| 4 | nut | | 0090878.5 | (M8 DIN934) |
| 5 | screw | | 0092061.5 | (M8x35 DIN963) |
| 6 | tape roller | | 00111781 | (F56.202 JNA) |
| 7 | tape | | 00106055 | (20x2600 Ne21) |
| 8 | nut | | 0090852.5 | (M6 DIN934) |
| 9 | hexagon screw | | 0090415.5 | (M6x50 DIN933) |
| 10 | cylinder screw | | 0088682.5 | (M5x20 DIN912) |
| 11 | coupling piece | | 3.0.5326.024 | |
| 12 | pulley | | 15.5232.03 | |
| 13 | guard | | 17.4161.04 | |
| 14 | knurled screw | | 0087890.5 | (M6x16 DIN653) |
| 15 | holder | | 1.0.4244.300 | |
| 16 | smoother bar | | 17.4253.05 | |
| 17 | guard | B26-S | 17.4161.02 | |
| | | B32-S | 17.4161.13 | |
| 18 | guard | B26-S | 17.4161.00 | |
| | | B32-S | 17.4161.12 | |
| | pos. 3-6 | | | |
| | belt tension lever cpl. | | 35.5200.35 | |
| | pos. 10-11 | | | |
| | coupling piece | | 01.5200.15 | |
| | pos. 14-16 | | | |
| | smoother bar cpl. | | 17.4200.05 | |



| | | | | |
|----|-----------------|-------|--------------|------------------|
| 1 | knurled grip | | 00100268 | (32-M6-SW GN534) |
| 2 | knurled grip | | 00100269 | (40-M8-SW GN534) |
| 3 | traverse | B26-S | 17.4141.04 | |
| | | B32-S | 17.4141.08 | |
| 4 | knurled grip | | 00100268 | (32-M6-SW GN534) |
| 5 | nut | | 0090852.5 | (M6 DIN934) |
| 6 | block | | 17.4244.00 | |
| 7 | shield | | 10.4271.01 | |
| 8 | bar | | 17.4229.01 | |
| 9 | pin | | 00093187 | (3x20 DIN 1481) |
| 10 | bolt | | 17.4225.01 | |
| 11 | flap | | 17.4262.00 | |
| 12 | cylinder screw | | 0088856.5 | (M6x30 DIN912) |
| 13 | ball bearing | | 0019561 | (626-2Z DIN625) |
| 14 | tube part | | 00084764 | (10x1 WES 8) |
| 15 | block | | 17.4244.06 | |
| 16 | excenter grip | | 1.0.4229.300 | |
| 17 | collar | | 0088195.5 | (A10 DIN705) |
| 18 | seal | | 00099812 | (461 E130) |
| 19 | spring | | 00102562 | (10/3/1) |
| 20 | cylinder screw | | 0088708.5 | (M5x25 DIN912) |
| 21 | wire | | 10.4200.17 | |
| | pos. 1+13+14+17 | | | |
| | valve cpl. | | 17.4200.14 | |



| | | | | |
|----|------------------|-------|--------------|-------------------|
| 1 | knurled nut | | 0087148.5 | (M6 DIN 467) |
| 2 | knurled screw | | 0087916.5 | (M6x25 DIN653) |
| 3 | bolt | | 10 340 040 | |
| 4 | cylinder screw | | 0085795.5 | (M4x10 DIN84) |
| 5 | bar | | 1.0.4541.300 | |
| 6 | spring | | 20 480 181 | |
| 7 | adjustment screw | | 10 300 042 | |
| 8 | flat belt | | 00106929 | (50x2425 PU 20-1) |
| 9 | tape roller | | 17.4231.01 | |
| 10 | bolt | | 17.4225.04 | |
| 11 | disc spring | | 5.0.4283.010 | |
| 12 | roller | | 5.0.4231.010 | |
| 13 | pin | | 00093138 | (3x8 DIN1481) |
| 14 | hexagon screw | | 0090233.5 | (M5x10 DIN933) |
| 15 | nut | | 0090910.5 | (M12 DIN934) |
| 16 | bolt | | 2.0.4525.010 | |
| 17 | hoop | | 2.0.4543.011 | |
| 18 | bearing block | | 1.0.4544.300 | |
| 19 | spring | | 20 480 150 | |
| 20 | disc | | 0086132.5 | (10,5 DIN125) |
| 21 | circlips | | 0094193.5 | (GR.7 DIN6799) |
| 22 | cylinder screw | | 0088583.5 | (M4x10 DIN912) |
| 23 | nut | | 0092121.5 | (M4 DIN985) |
| 24 | holder | | 17.4264.00 | |
| 25 | screw | | 0095268.5 | (M4x20 DIN7991) |
| 26 | bar | B26-S | 17.4121.06 | |
| | | B32-S | 17.4121.12 | |
| 27 | nut | | 0086876.5 | (M8 DIN439) |
| 28 | nut | | 0094094.5 | (M8 DIN6331) |
| 29 | threaded bar | | 15.4129.00 | |
| 30 | side guide | | 17.4263.03 | |
| 31 | smoother | | 17.4253.00 | |
| 32 | ball bearing | | 00109686 | (6003-2Z DIN625) |
| 33 | ball bearing | | 00109652 | (6002-2Z DIN625) |
| 34 | tube | | 17.4226.01 | |
| 35 | circlips | | 00087452 | (32x1,2 DIN472) |
| 36 | screw | | 0089540.5 | (M5x8 DIN913) |

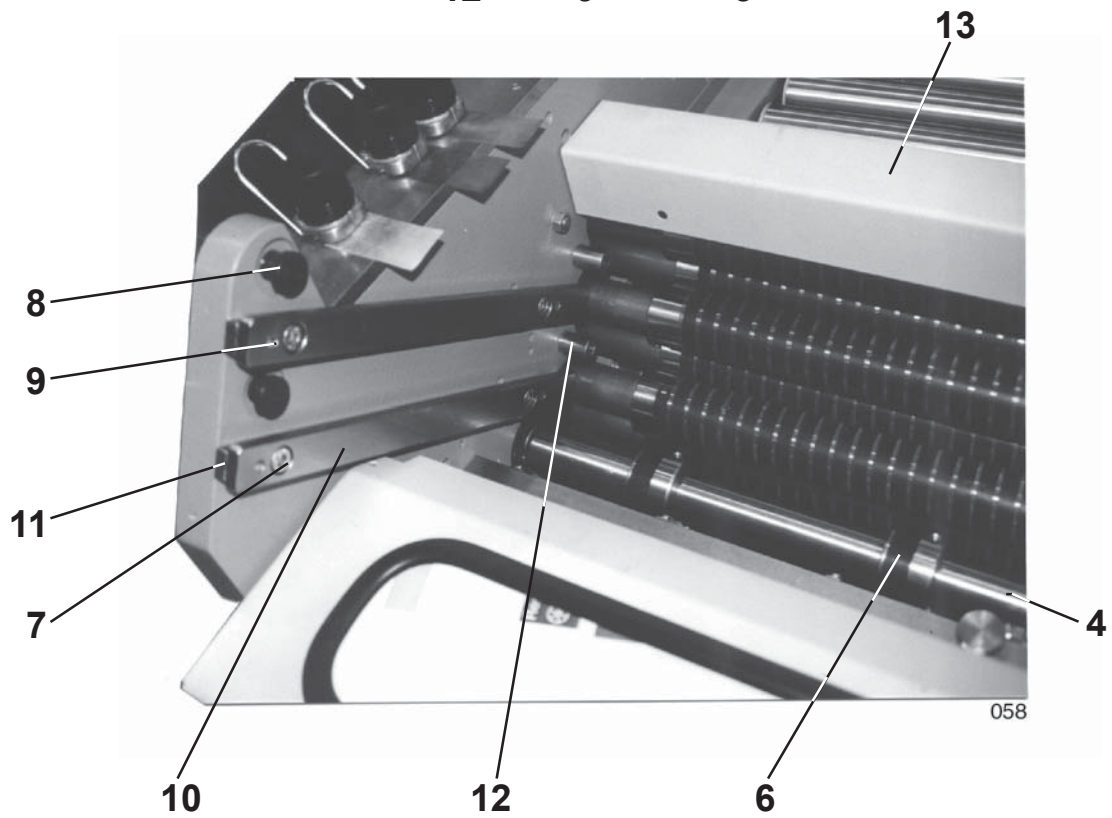
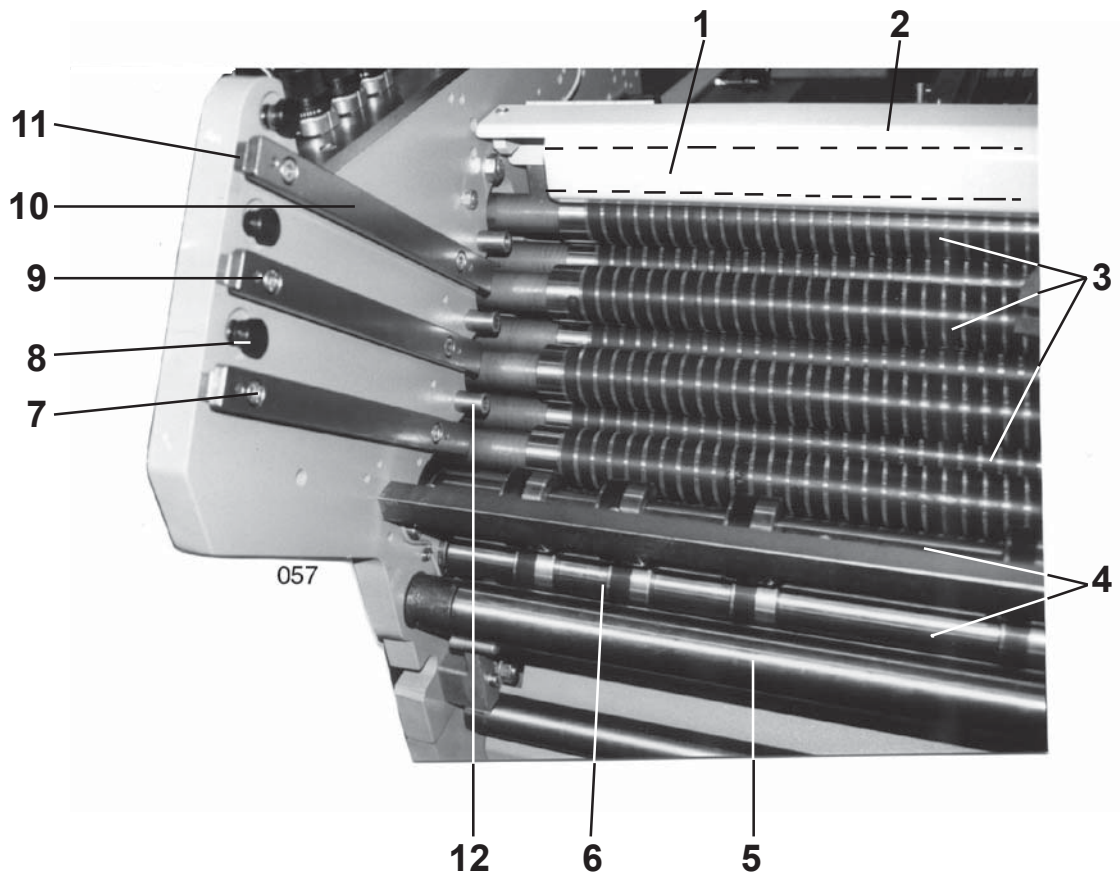
pos. **1-7 + 16-21**
double sheet control cpl.

1.0.4500.300

micro switch PJIII-01

pos. **9-12 + 33-36**
tape roller cpl.

17.4200.15



| | | | | |
|---------|------------------|-------|--------------|-----------------|
| 1 (*) | cleaning roller | B26-S | 5.6.5300.100 | |
| | | B32-S | 10.5300.34 | |
| 2 (*) | guard | B26-S | 17.5164.03 | |
| | | B32-S | 17.5164.06 | |
| 3 (***) | fold roller | B26-S | 17.5300.04 | |
| | | B32-S | 17.5300.28 | |
| 4 (***) | slitter shaft | B26-S | 17.5300.00 | |
| | | B32-S | 17.5300.26 | |
| 5 (***) | tape roller | B26-S | 17.5300.02 | |
| | | B32-S | 17.5300.27 | |
| 6 | transport roller | | 09.5339.00 | |
| 7 | cylinder screw | | 00947975 | (M8x20 DIN6912) |
| 8 | excenter lever | | 10.5125.02 | |
| 9 | notched set pin | | 0092917.5 | (6x26 DIN1472) |
| 10 | buckle bar | | 10.5144.03 | |
| 11 | distance | | 10.5144.01 | |
| 12 | nut | | 17.5329.00 | |
| 13 (**) | guard | B26-S | 17.5161.00 | |
| | | B32-S | 17.5161.18 | |

(*) only parallel unit

(**) only 8 page unit

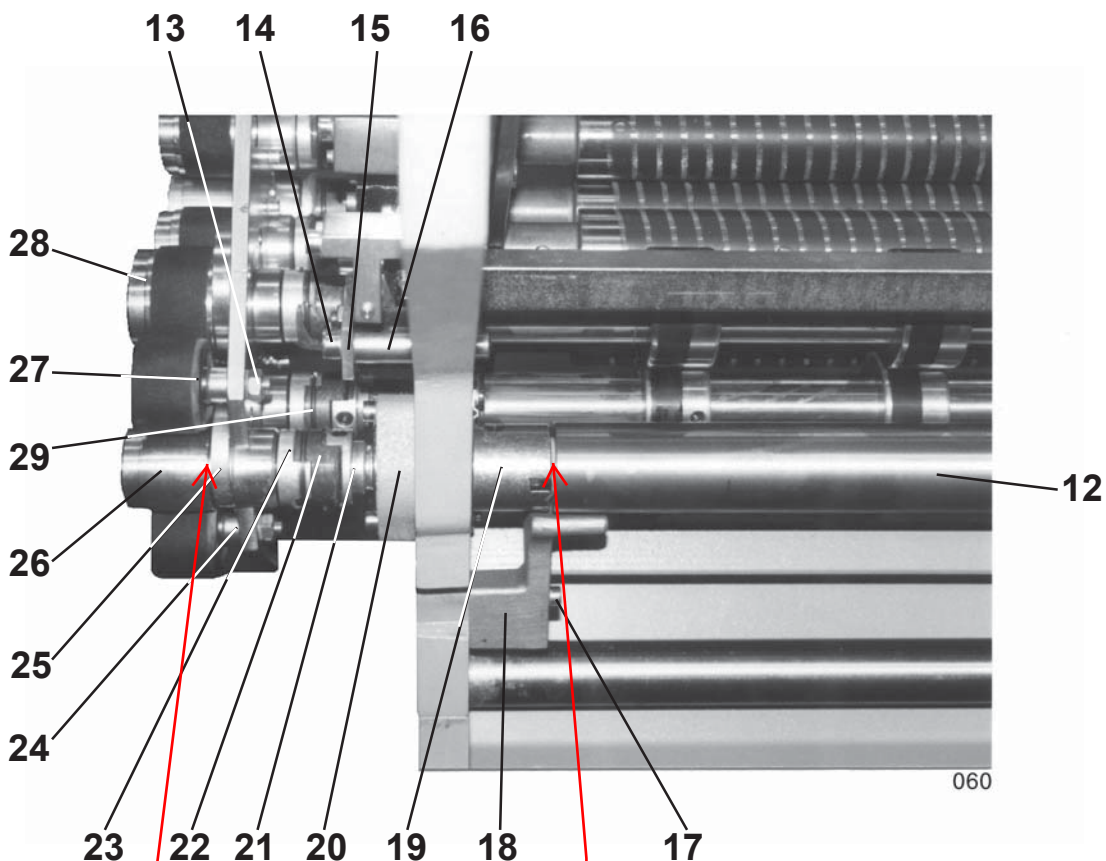

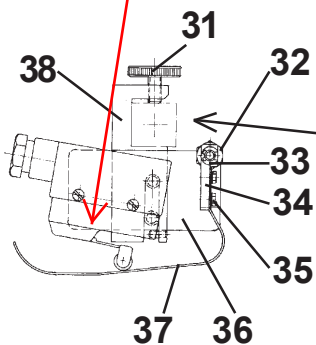
(***) also 8 page unit B32-S with 26 inch max sheet size

| | | | |
|----|---|------------------|---------------------|
| 1 | adjustment piece (only 6 buckles) | 17.5444.09 | |
| 2 | cylinder screw | 0088799.5 | (M6x12 DIN912) |
| 3 | adjustment piece | 1.05415.300 | |
| 4 | adjustment piece (only 6 buckles) | 17.5444.07 | |
| 5 | grip with scale ring | 1.0.5416.320/330 | |
| 6 | lever | 2.0.5486.010 | |
| 7 | adjustment piece (only 6 buckles) | 17.5444.04 | |
| 8 | pressure piece | 1.0.5415.320 | |
| 9 | adjustment piece | 17.5444.01 | |
| 10 | bolt | 35.5125.00 | |
| 11 | adjustment piece (only 6 buckles) | 17.5444.08 | |
| 12 | adjustment piece | 17.5444.06 | |
| 13 | adjustment piece | 17.5444.03 | |
| 14 | adjustment piece | 17.5444.00 | |
| 15 | holder | 1.0.5415.310 | |
| 16 | bolt | 5.0.5325.061 | |
| 17 | spring | 50 480 080 | |
| 18 | bearing lever | 17.5311.01 | |
| 19 | circlips | 00101592 | (12 SXN 09 - R) |
| 20 | handwheel | 00111908 | (160-K16-A GN321 G) |
| 21 | buckle bar | 10.5100.47 | |
| 22 | clamping plate (6 buckles) | 10.5100.23 | |
| 23 | excenter lever | 10.5125.02 | |
| 24 | belt tension lever cpl. | 17.5200.52 | |
| 25 | poly-V-belt | | |
| | - parallel unit 6 buckles | 00107651 | (473 J8-1200 LW) |
| | - 8 page unit 6 buckles | 00107681 | (480 J8 1222 LW) |
| | - parallel unit 4 buckles | 00107600 | (415 J8 1054 LW) |
| | - 8 page unit 4 buckles | 00107848 | (430 J8 1092 LW) |
| 26 | cylinder screw | 00890115 | (M8x30 DIN912) |
| 27 | pulley | 1.0.5233.011 | |
| 28 | holder | 1.0.5443.300 | |
| 29 | ring | 00087452 | (32x1,2 DIN472) |
| 30 | ball bearing | 00109678 | (6002 - 2RS) |
| 31 | bearing lever | 17.5311.00 | |
| 32 | adjustment piece (only 4 buckles) | 17.5444.10 | |
| 33 | adjustment piece (only 4 buckles) | 17.5444.05 | |
| 34 | bolt | 1.0.5325.050 | |
| 35 | bolt | 1.0.5325.360 | |
| 36 | holder | 10.5444.310 | |
| 37 | spring | 00102699 | (Z-130M) |
| 38 | shaft B26-S | | |
| | - parallel unit | 17.5221.00 | |
| | - 8 page unit (8 page unit B32-S 26 inch) | 17.5221.02 | |
| | shaft B32-S | | |
| | - parallel unit | 17.5221.06 | |
| | - 8 page unit (32 inch) | 17.5221.07 | |
| 39 | pulley | 10.5233.020 | |
| 40 | clamping plate (only 4 buckles) | 10.5100.20 | |
| 41 | roller | 17.5232.01 | |
| 42 | ball bearing | 00109767 | (6200-2Z DIN625) |
| 43 | belt tension lever | 17.5244.04 | |
| 44 | bearing plug cpl. | 10.5300.06 | |
| 45 | bearing lever cpl. | 15.5300.14 | |
| 46 | holder | 10.6344.01 | |
| 47 | cylinder screw | 00890455 | (M8x40 DIN912) |
| 48 | bolt | 1.0.5325.011 | |
| 49 | holder | 1.0.5444.300 | |
| 50 | disc spring | 00103317 | (6002 slotted) |
| 51 | gliding part | 1.0.5326.020 | |

photo cell cable
05.5287.006

safety switch
0127462
cable 4x1.5MM

micro switch
BZ2RW82255-A2

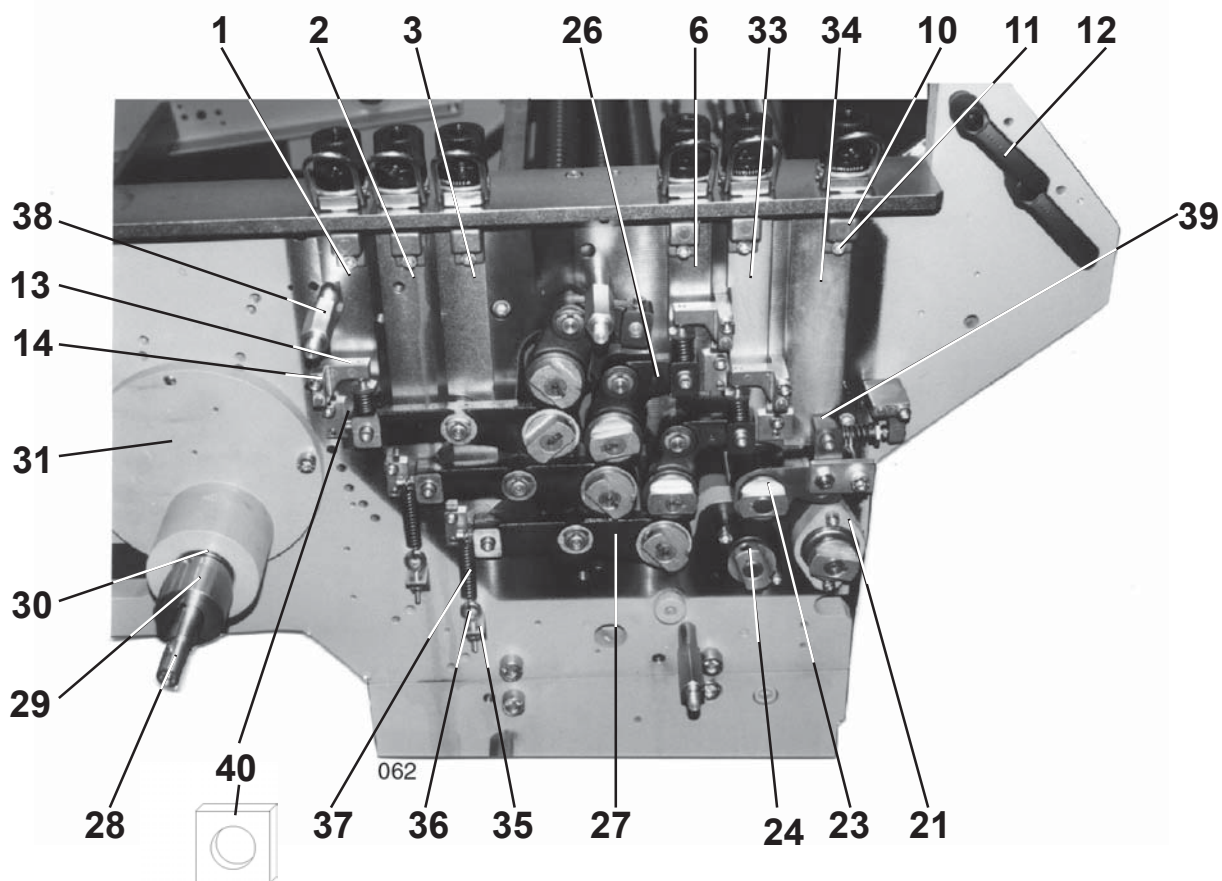
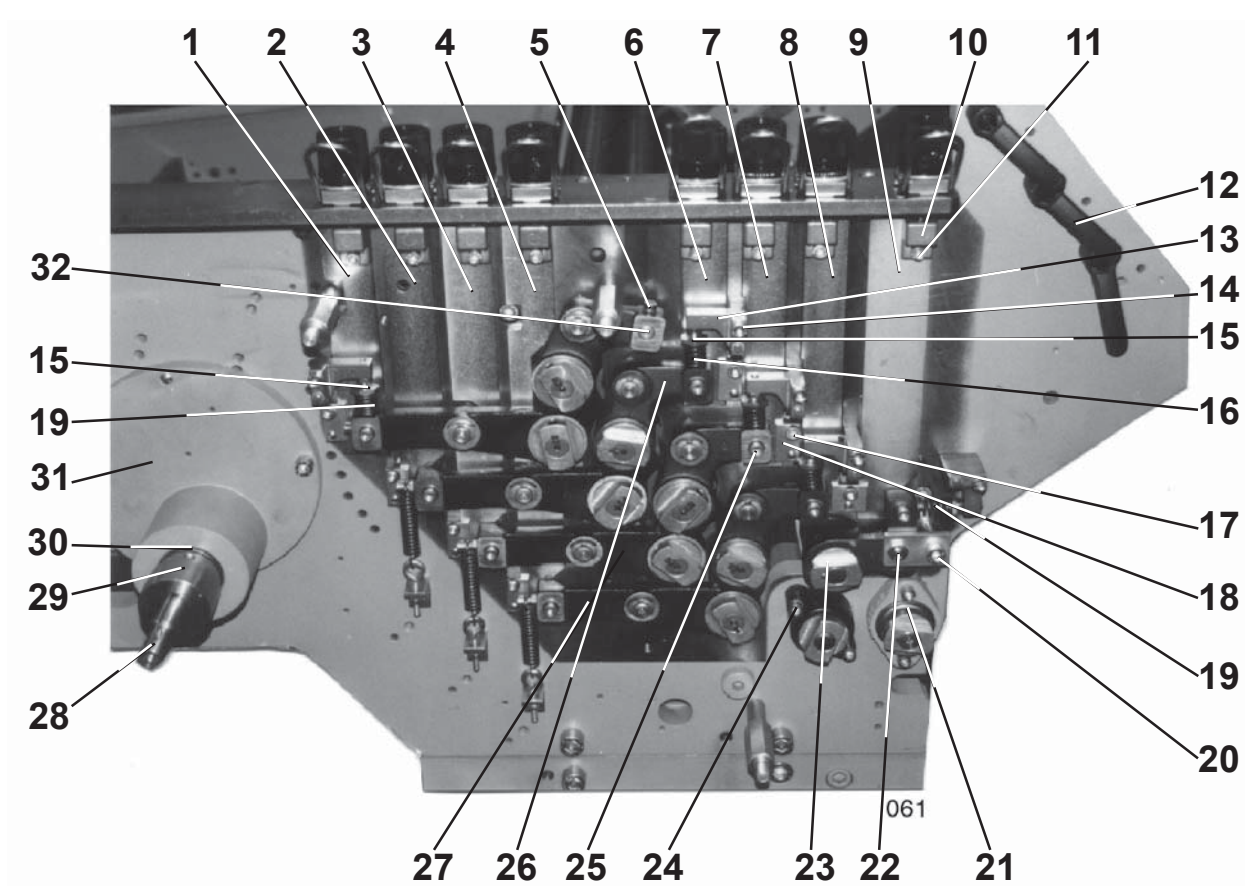


bushing
SKF374512

white plastic
bushing
5.0.5326.040
pin 6x40din7343

| | | | | |
|---------------|----------------------|-------|--------------|-------------------|
| 1 (*) | washer | B26-S | 17.5766.02 | |
| | | B32-S | 17.5766.07 | |
| 2 (*) | flap | B26-S | 17.5761.32 | |
| | | B32-S | 17.5761.36 | |
| 3 | adjustment piece | | 17.5764.06 | |
| 4 | knurled grip | | 00100268 | (M6x32 GN534) |
| 5 | ballknop | | 0086514 | (KU-25-M6 DIN319) |
| 6 | distance | | 10.5328.00 | |
| 7 | grip | | 00100260 | (M8x55 GN563) |
| 8 | adjustment screw | | 50 370 040 | |
| 9 | bearing bush | | 5.0.5312.102 | |
| 10 | bearing plug | | 5.0.5325.050 | |
| 11 | circlips | | 00087247 | (20x1,2 DIN471) |
| 12 (*) | slitter shaft | B26-S | 17.5300.00 | |
| | | B32-S | 17.5300.26 | |
| 13 | nut | | 0090878.5 | (M8 DIN934) |
| 14 | cylinder screw | | 0089045.5 | (M8x40 DIN912) |
| 15 | holder | | 10.6344.01 | |
| 16 | distance | | 1.0.5328.00 | |
| 17 | cylinder screw | | 0088898.5 | (M6x50 DIN912) |
| 18 | holder | | 5.0.5111.010 | |
| 19 | shaft | | 5.0.5325.071 | |
| 20 | flange | | 10.5211.03 | |
| 21 | coupling piece | | 3.0.5326.030 | |
| 22 | coupling | | 3.0.5226.010 | |
| 23 | coupling | | 35.5226.03 | |
| 24 | dsitance ring | | 10.3228.10 | |
| 25 | bearing block | | 35.5227.10 | |
| 26 | pulley | | 15.5232.02 | |
| 27 | tape roller | | 00111781 | (F56.202) |
| 28 | coupling cpl. | | 17.5200.13 | |
| 29 | circlips | | 3.0.5283.010 | |
| 30 | screw | | 0087640.5 | (M6x40 DIN603) |
| 31 | knurled screw | | 0087874.5 | (M6x12 DIN653) |
| 32 | bolt | | 20 340 130 | |
| 33 | circlips | | 0094185.5 | (4 DIN6799) |
| 34 | bearing block | | 4.0.5544.110 | |
| 35 | screw | | 0091629.5 | (M3x8 DIN963) |
| 36 | holder | | 01.5544.01 | |
| 37 | bracket | | 4.0.5585.060 | |
| 38 | holder | | 01.5544.00 | |
| | pos. 7-11 | | | |
| | bearing plug cpl. | | 10.5300.06 | |
| | pos. 19-21 | | | |
| | bearing block cpl. | | 17.5300.19 | |
| | pos. 23-25-26 | | | |
| | coupling cpl. | | 15.5200.22 | |
| | pos. 31-37 | | | |
| | jam detector cpl. | | 01.5500.08 | |

(*) also 8 page unit B32-S with 26 inch max sheet size



| | | | |
|---------|-----------------------------------|--------------|------------------|
| 1 | adjustment piece | 17.5444.00 | |
| 2 | adjustment piece | 17.5444.03 | |
| 3 | adjustment piece | 17.5444.06 | |
| 4 (*) | adjustment piece (only 6 buckles) | 17.5444.08 | |
| 5 | cylinder screw | 0088666.5 | (M5x16 DIN912) |
| 6 | adjustment piece | 17.5444.01 | |
| 7 (*) | adjustment piece (only 6 buckles) | 17.5444.04 | |
| 8 (*) | adjustment piece | 17.5444.07 | |
| 9 (*) | adjustment piece | 17.5444.09 | |
| 10 | adjustment piece | 1.0.5415.300 | |
| 11 | cylinder screw | 0088799.5 | (M6x12 DIN912) |
| 12 | excenter lever | 10.5125.02 | |
| 13 | holder | 1.0.5415.310 | |
| 14 | cylinder screw | 0088880.5 | (M6x45 DIN912) |
| 15 | bolt | 5.0.5325.061 | |
| 16 | spring | 00102913 | (D252 A-02) |
| 17 | cylinder screw | 0088823.5 | (M6x20 DIN912) |
| 18 | holder | 1.0.5444.310 | |
| 19 | spring | 50 480 080 | |
| 20 | cylinder screw | 0089045.5 | (M8x40 DIN912) |
| 21 | bearing block cpl. | 17.5300.19 | |
| 22 | screw | 0089698.5 | (M8x12 DIN913) |
| 23 | bearing lever cpl. | 35.5300.42 | |
| 24 | bearing block cpl. | 35.5300.45 | |
| 25 | bolt | 1.0.5325.011 | |
| 26 | bearing lever | 17.5311.00 | |
| 27 | bearing lever | 17.5311.01 | |
| 28 | shaft | 17.5221.05 | |
| 29 | pulley | 15.5232.08 | |
| 30 | ball bearing | 00109728 | (6004-2Z DIN675) |
| 31 | bearing block cpl. | | |
| | parallel unit | 17.5227.01 | |
| | 8 page unit | 17.5227.11 | |
| 32 | bolt | 1.0.5325.050 | |
| 33 (**) | adjustment piece | 17.5444.05 | |
| 34 (**) | adjustment piece | 17.5444.10 | |
| 35 | holder | 1.0.5443.300 | |
| 36 | ring screw | 0101428.5 | (M5x30 Berrang) |
| 37 | spring | 00102699 | (Z-130M) |
| 38 | threaded bolt | 35.5125.01 | |
| 39 | bearing lever | 1.0.5312.310 | |
| 40 | gliding piece | 1.0.5326.020 | |

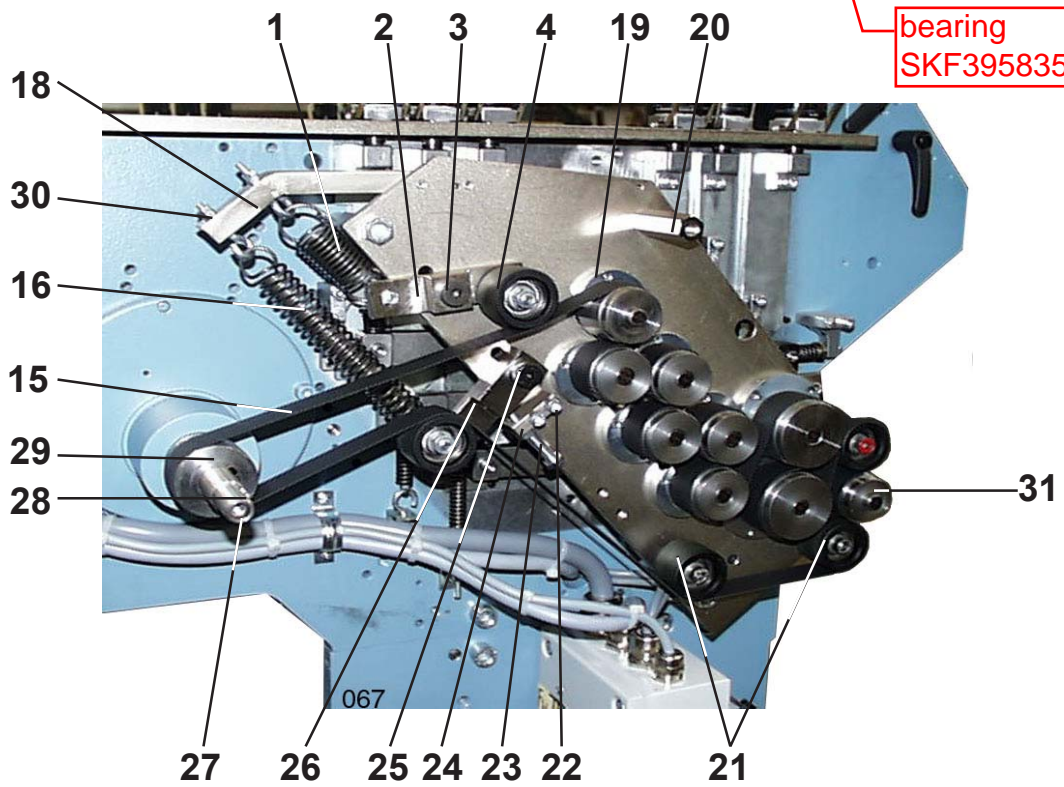
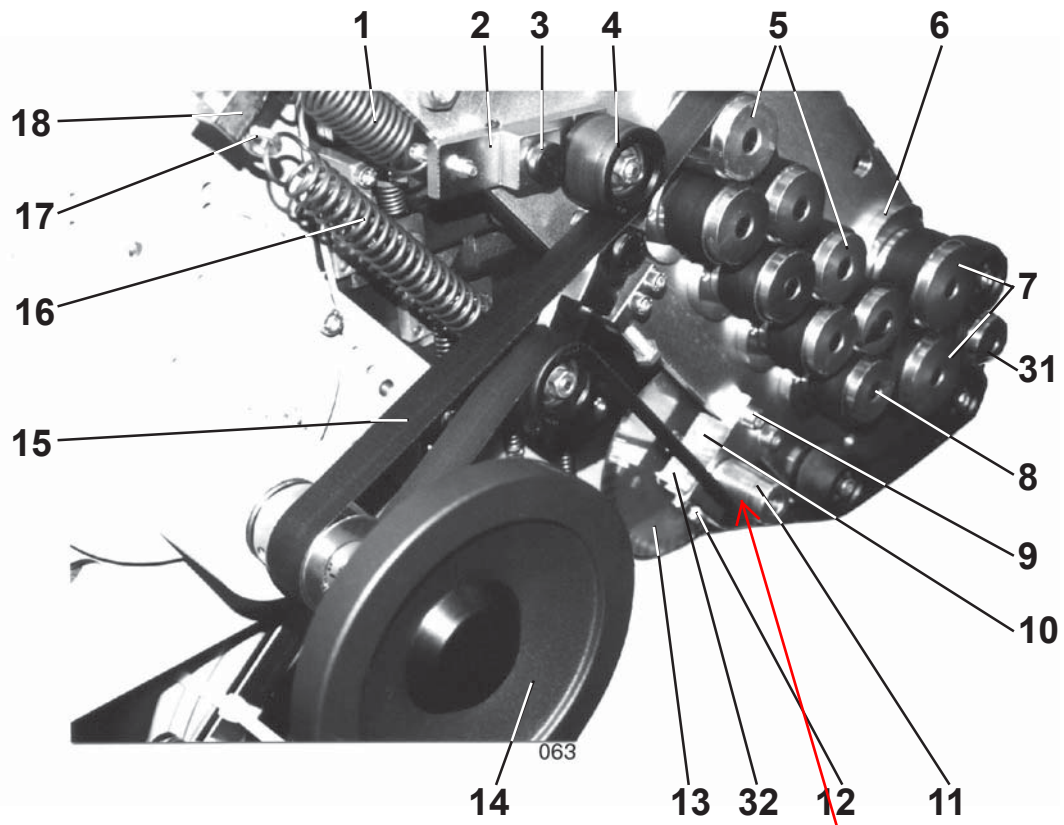
(*) only parallel unit

(**) only 8 page unit

pos. 28-31


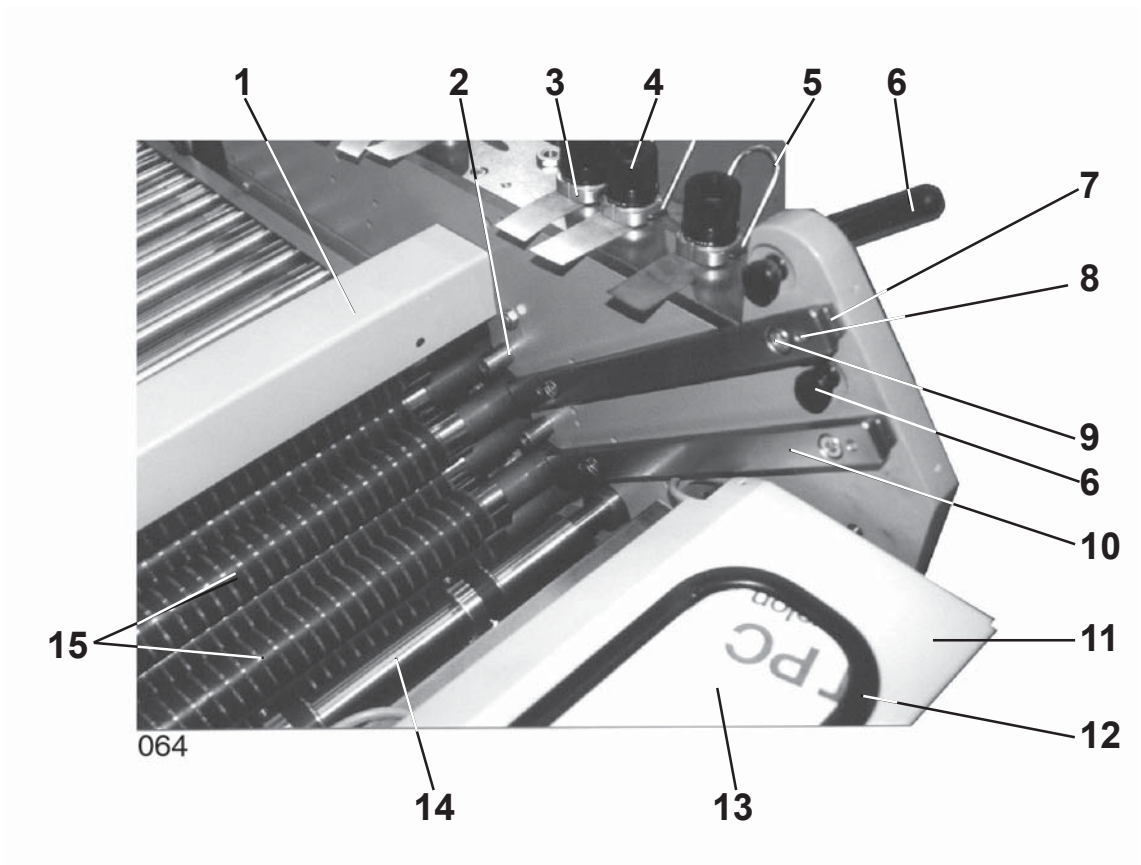
bearing block cpl. parallel unit 17.5200.06

bearing block cpl. 8 page unit 17.5200.10

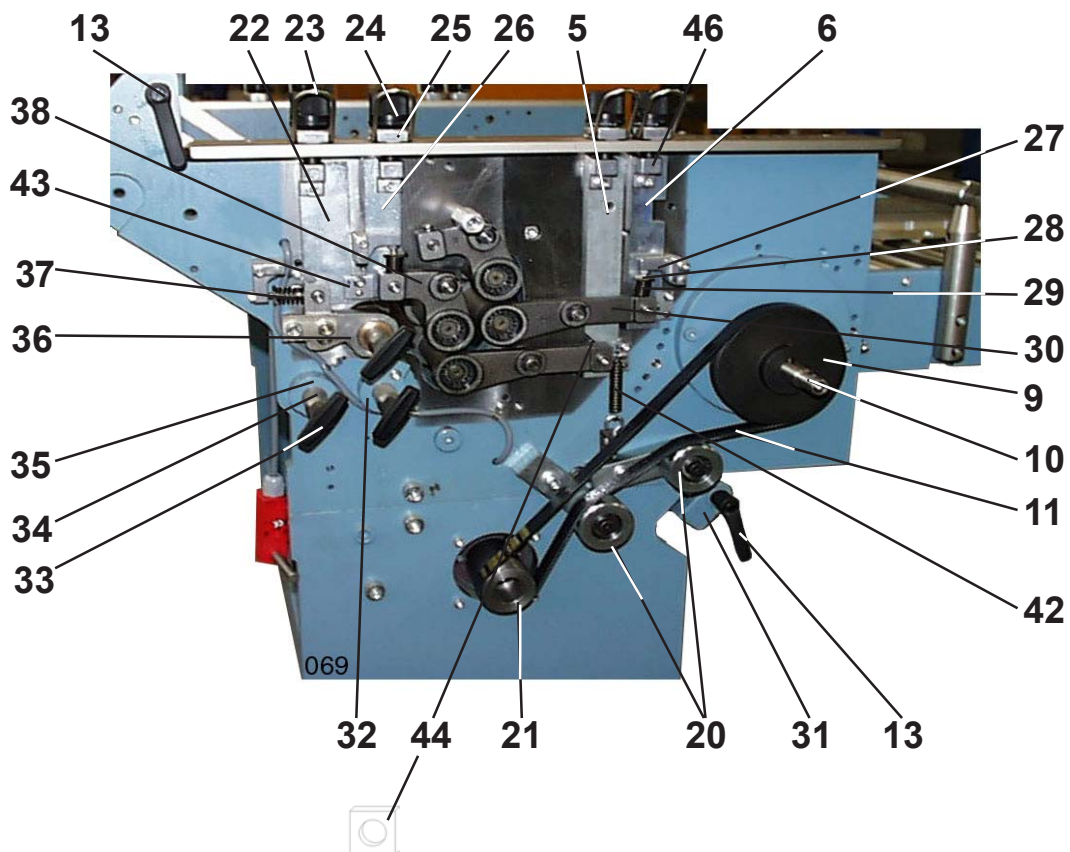
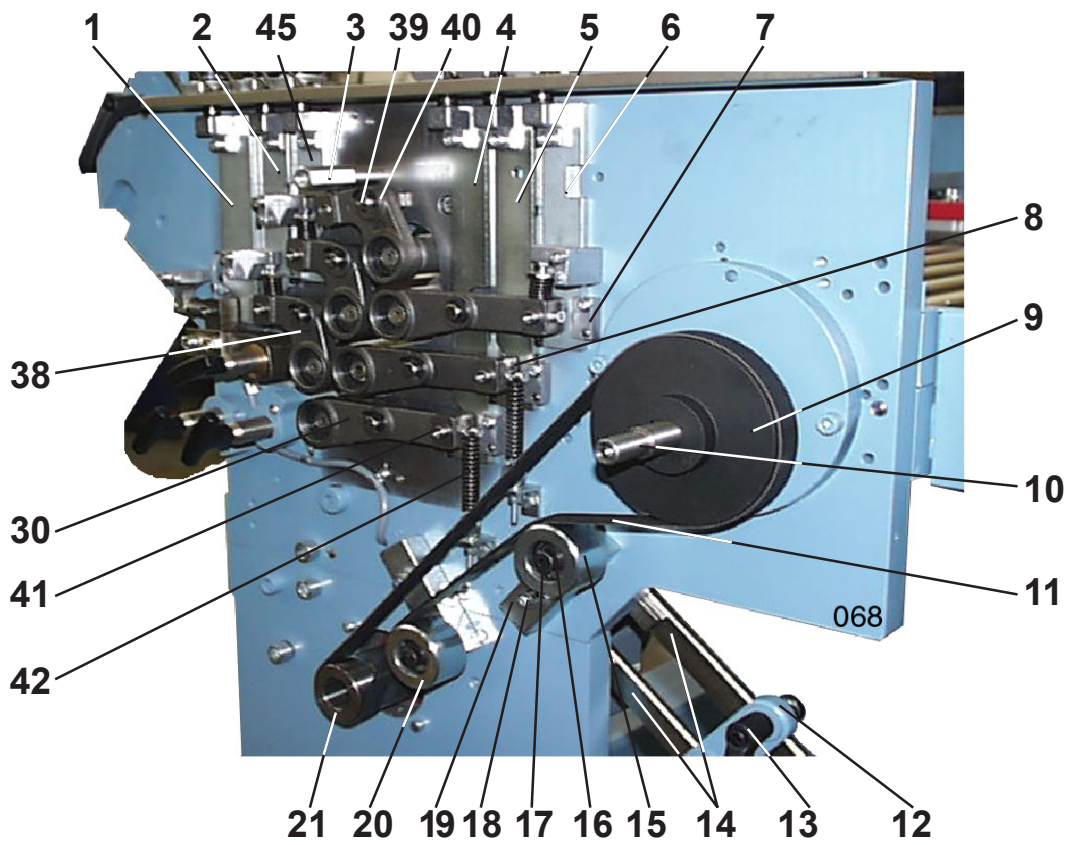


| | | | |
|--------|------------------|------------|---------------------|
| 1 | spring | 00102752 | (Z 151 I) |
| 2 | lever | 15.5244.03 | |
| 3 | screw | 00096263 | (M10x12H8x20UPS) |
| 4 | tape roller | 00111781 | (F56.202) |
| 5 | coupling cpl. | 17.5200.01 | |
| 6 | bearing | 17.5227.09 | |
| 7 | coupling cpl. | 17.5200.13 | |
| 8 | bearing | 0011021.5 | (374.512) |
| 9 (*) | cylinder screw | 0088997.5 | (M8x20 DIN912) |
| 10 (*) | holder | 15.5244.05 | |
| 11 (*) | pulley | 15.5232.05 | |
| 12 (*) | cylinder screw | 0088658.5 | (M5x12 DIN912) |
| 13 (*) | toothed belt | 10.5236.03 | |
| 14 | handwheel | 00111906 | (160-K16-A GN321.6) |
| 15 | tape (4 buckles) | 00106289 | (NE 17 25x2010) |
| | tape (6 buckles) | 00106291 | (NE 17 25x2275) |
| 16 | spring | 00102753 | (Z 151 I) |
| 17 | ring screw | 0101428.5 | (M5x30) |
| 18 | holder | 15.5253.00 | |
| 19 | bearing block | 35.5227.10 | |
| 20 | nut | 10.5129.01 | |
| 21 | tape roller | 00111781 | (F56.202) |
| 22 | cylinder screw | 0088849.5 | (M6x25 DIN912) |
| 23 | hexagon screw | 0090555.5 | (M8x50 DIN933) |
| 24 | holder | 15.5244.01 | |
| 25 | screw | 00096263 | (M10x12H8x20 UPS) |
| 26 | holder | 15.5244.02 | |
| 27 | shaft | 17.5221.05 | |
| 28 | key | 00094318 | (A5x5x12 DIN6885) |
| 29 | pulley | 15.5232.08 | |
| 30 | nut | 0090845.5 | (M5 DIN934) |
| 31 | coupling cpl. | 15.5200.22 | |
| 32 | holder | 15.5244.06 | |

(*) only parallel unit



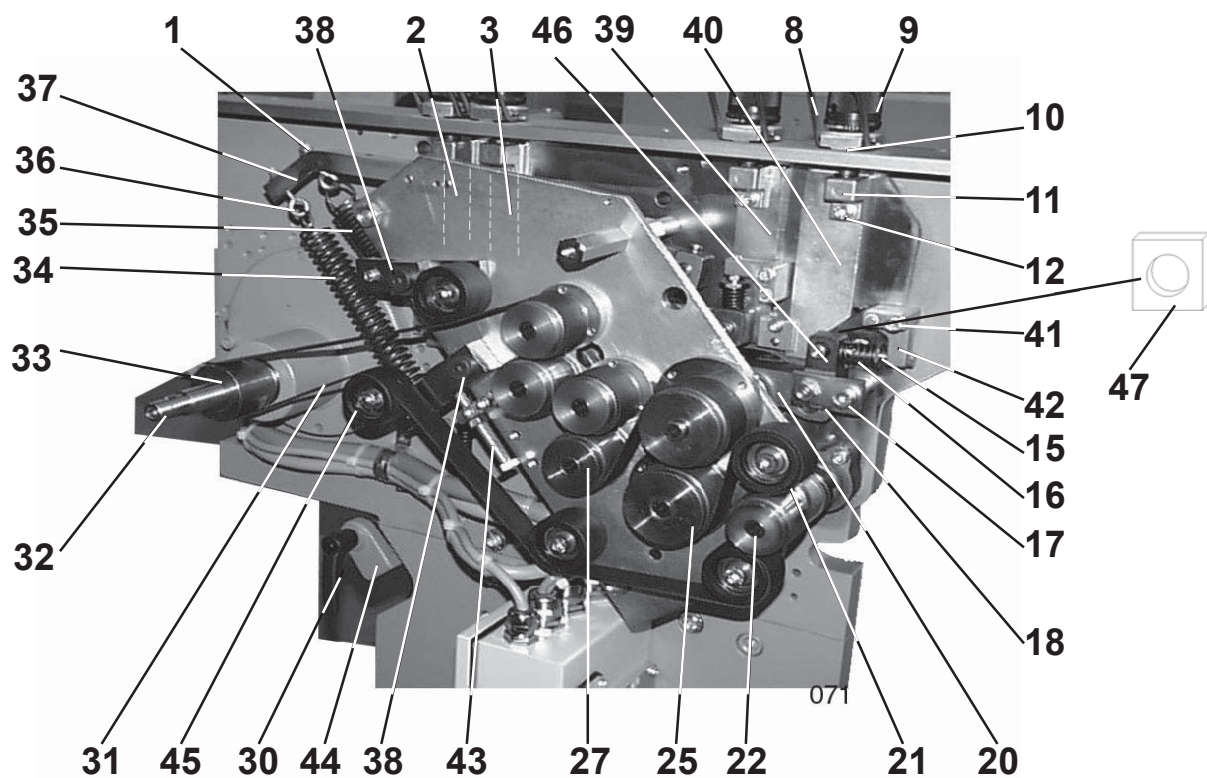
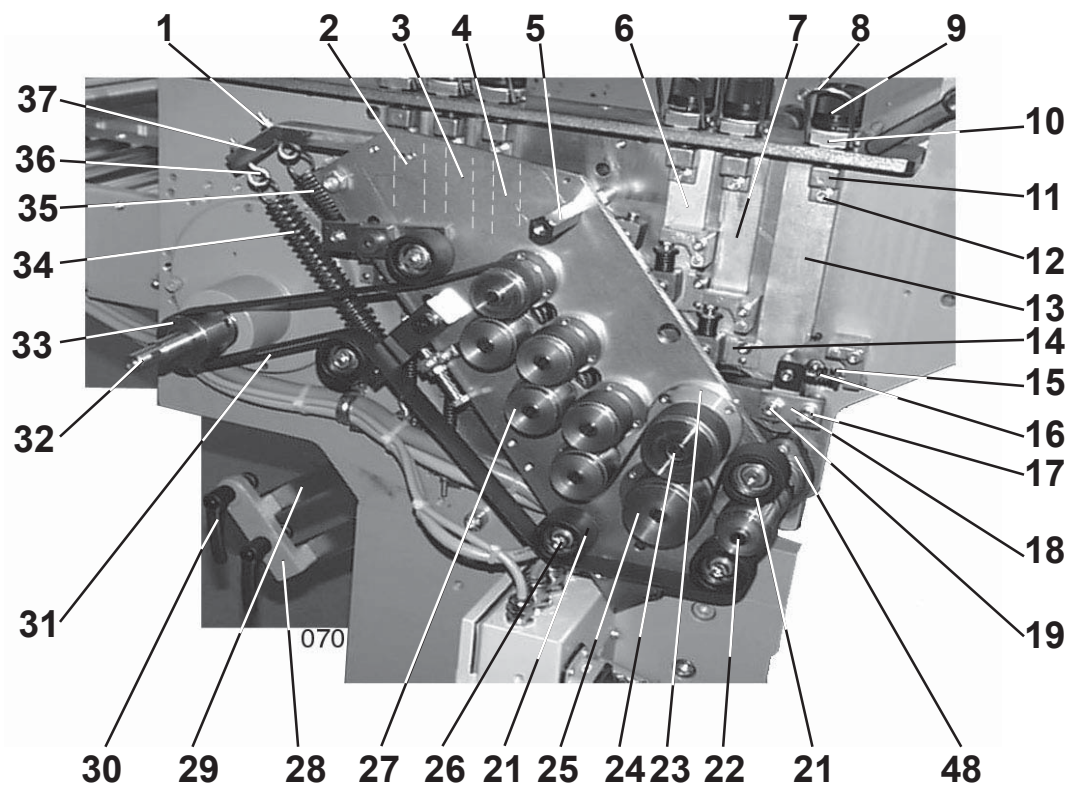
| | | | |
|----|-----------------------|------------------|-----------------|
| 1 | guard | 17.5161.02 | |
| 2 | bolt | 17.5329.00 | |
| 3 | pressure piece | 1.0.5415.320 | |
| 4 | grip with scaled ring | 1.0.5416.320/330 | |
| 5 | hoop | 2.0.5486.010 | |
| 6 | excenter lever | 10.5125.02 | |
| 7 | clamp piece up | 10.5144.01 | |
| 8 | notched set pin | 0092917.5 | (6x26 DIN1472) |
| 9 | cylinder screw | 0094797.5 | (M8x20 DIN6912) |
| 10 | buckle bar | 10.5144.03 | |
| 11 | flap | 17.5761.33 | |
| 12 | sealing profile | 0099812 | (Gummi) |
| 13 | washer | 17.5766.01 | |
| 14 | slitter shaft | 15.5300.10 | |
| 15 | fold roller | 17.5300.06 | |
| 16 | holder | 10.6344.01 | |
| 17 | transport roller | 01.5339.00 | |
| 18 | tape roller | 15.5300.12 | |
| 19 | holder | 5.0.5111.010 | |
| 20 | shaft | 5.0.5325.071 | |
| 21 | ball bearing | 00109652 | (6002-2Z) |
| 22 | flange | 10.5211.03 | |
| 23 | coupling piece | 3.0.5326.030 | |
| 24 | coupling | 3.0.5226.010 | |
| 25 | circlips | 3.0.5283.010 | |
| 26 | coupling piece | 35.5226.03 | |
| 27 | cylinder screw | 0089045.5 | (M8x40 DIN912) |
| 28 | ball bearing | 00109728 | (6004-2Z) |
| | pos. 20-23 | | |
| | bearing block cpl. | 17.5300.19 | |



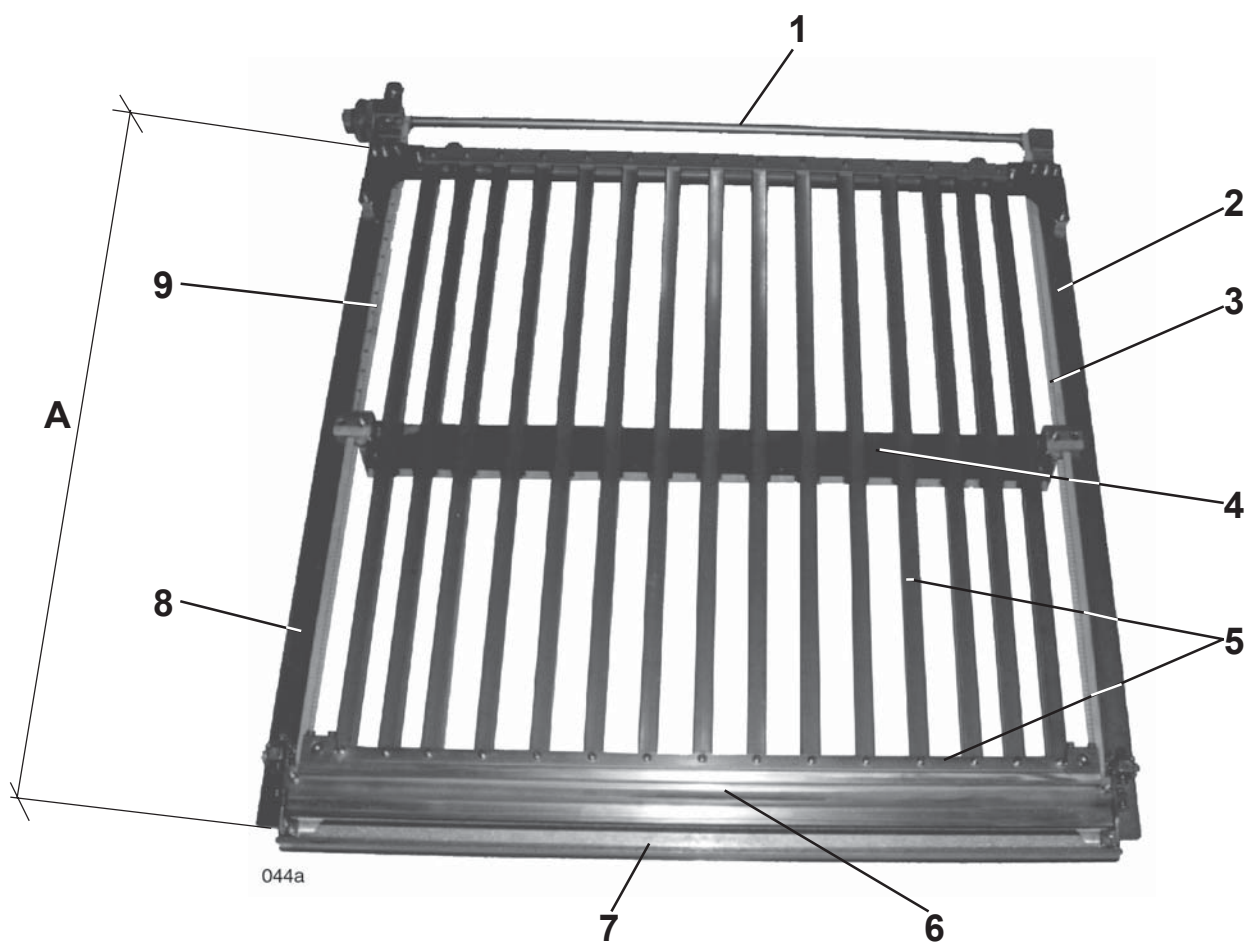
| | | | |
|---------|-------------------------------|------------------|------------------|
| 1 (*) | adjustment piece | 17.5444.10 | |
| 2 (*) | adjustment piece | 17.5444.05 | |
| 3 | bolt | 35.5125.00 | |
| 4 (*) | adjustment piece | 17.5444.06 | |
| 5 | adjustment piece | 17.5444.03 | |
| 6 | adjustment piece | 17.5444.00 | |
| 7 | holder | 1.0.5444.310 | |
| 8 | cylinder screw | 00886825 | (M5x20 DIN912) |
| 9 | pulley | 1.0.5233.020 | |
| 10 | shaft | 17.5221.04 | |
| 11 | poly-V-belt (4 buckles) | 00107848 | (430 J8-1092LW) |
| | (2 buckles) | 00107565 | (380 J8 965LW) |
| 12 | clamping plate (4 buckles) | 10.5100.20 | |
| 13 | excenter lever | 10.5125.02 | |
| 14 | buckle bar cpl. | 10.5100.47 | |
| 15 | roller | 17.5232.01 | |
| 16 | ball bearing | 00109678 | (6200-2Z DIN625) |
| 17 | screw | 00096215 | (M8x10h8x30 UPS) |
| 18 | cylinder screw | 0089011.5 | (M8x30 DIN912) |
| 19 | belt tension lever | 17.5244.04 | |
| 20 | belt tension lever cpl. | 17.5200.52 | |
| 21 | pulley | 1.0.5233.011 | |
| 22 (**) | adjustment piece | 17.5444.11 | |
| 23 | hoop | 2.0.5486.010 | |
| 24 | grip with scaled ring | 1.0.5416.320/330 | |
| 25 | pressure piece | 1.0.5415.320 | |
| 26 (**) | adjustment piece | 17.5444.02 | |
| 27 | holder | 1.0.5415.310 | |
| 28 | bolt | 5.0.5325.061 | |
| 29 | spring | 50 480 080 | |
| 30 | lever | 17.5311.01 | |
| 31 | clamping plate (2 buckles) | 10.5100.19 | |
| 32 | bearing plug cpl. | 10.5300.06 | (M8x55 GN563) |
| 33 | grip | 00100260 | |
| 34 | bearing plug cpl. | 5.0.5325.050 | |
| 35 | bearing bush | 5.0.5312.102 | |
| 36 | bearing lever cpl. | 15.5300.14 | |
| 37 | spring | 50 480 080 | |
| 38 | bearing lever cpl. | 17.5311.00 | |
| 39 | bolt | 1.0.5325.360 | |
| 40 | circlips | 00101592 | (12 SxN 09-R) |
| 41 | bolt | 1.0.5325.011 | |
| 42 | spring | 00102699 | (Z-130M) |
| 43 | holder | 1.0.5444.300 | |
| 44 | gliding part | 1.0.5326.020 | |
| 45 (*) | adjustment piece | 17.5444.01 | |
| 46 | adjustment piece | 1.0.5415.300 | |

(*) only 4 buckle units

(**) only 2 buckle units

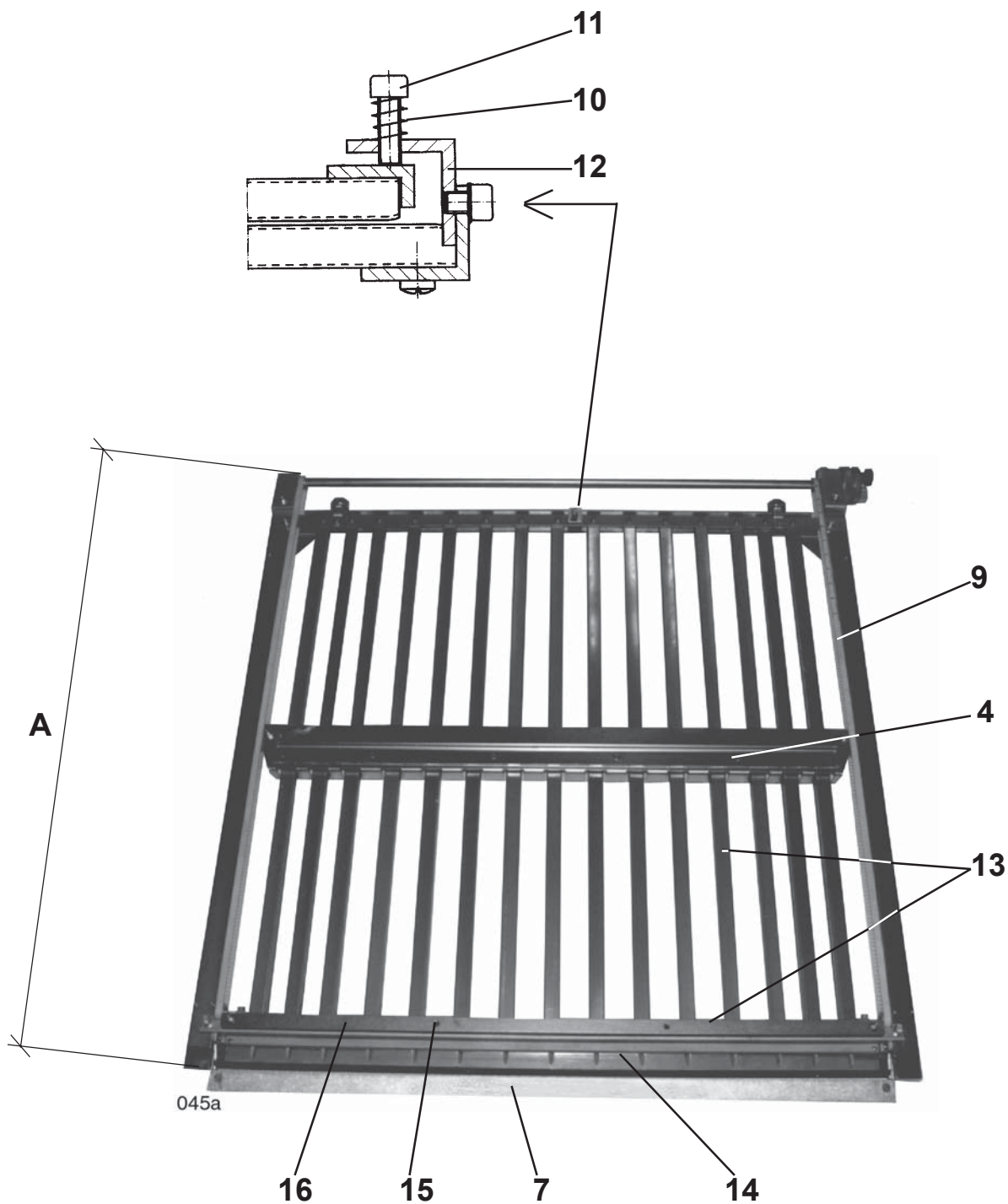


| | | | |
|---------|-------------------------------|---------------------|-------------------|
| 1 | nut | 0090845.5 | (M5 DIN934) |
| 2 | adjustment piece | 17.5444.00 | |
| 3 | adjustment piece | 17.5444.03 | |
| 4 (*) | adjustment piece | 17.5444.06 | |
| 5 | nut | 10.5129.01 | |
| 6 (*) | adjustment piece | 17.5444.01 | |
| 7 (*) | adjustment piece | 17.5444.05 | |
| 8 | hoop | 2.0.5486.010 | |
| 9 | grip with scaled ring | 1.0.5416.320/330 | |
| 10 | pressure piece | 1.0.5415.320 | |
| 11 | adjustment piece | 1.0.5415.300 | |
| 12 | cylinder screw | 0088799.5 | (M6x12 DIN912) |
| 13 (*) | adjustment piece | 17.5444.10 | |
| 14 | holder | 1.0.5444.300 | |
| 15 | bolt | 5.0.5325.061 | |
| 16 | spring | 50 480 080 | |
| 17 | cylinder screw | 0089045.5 | (M8x40 DIN912) |
| 18 | holder | 10.6344.01 | |
| 19 | screw | 0089698.5 | (M8x12 DIN913) |
| 20 | bearing lever cpl. | 35.5300.42 | |
| 21 | tape roller | 00111781 | (F56.202) |
| 22 | coupling cpl. | 00110215 | (374.512) |
| 23 | bearing block | 17.5227.09 | |
| 24 | bearing lever | 00110215 | (374.512) |
| 25 | pulley | 15.5232.06 | |
| 26 | cylinder screw | 0089078.5 | (M8x50 DIN912) |
| 27 | coupling cpl. | 17.5200.01 | |
| 28 | clamping plate (4 buckles) | 10.5100.20 | |
| 29 | buckle bar cpl. | 10.5100.47 | |
| 30 | excenter lever | 10.5125.02 | |
| 31 | tape (4 buckles) | 00106289 | (NE 1725x2010) |
| | (2 buckles) | 00106279 | (NE 1725x1750) |
| 32 | shaft | 17.5221.05 | |
| 33 | pulley | 15.5232.08 | |
| 34 | spring | 00102753 | (Z155 I) |
| 35 | spring | 00102752 | (Z151 I) |
| 36 | ring screw | 0101428.5 | (M5x30) |
| 37 | holder | 15.5253.00 | |
| 38 (**) | screw | 00096263 | (M10x12H8x20 UPS) |
| 39 (**) | adjustment piece | 17.5444.02 | |
| 40 | adjustment piece | 17.5444.11 | |
| 41 | cylinder screw | 0088880.5 | (M6x45 DIN912) |
| 42 | holder | 1.0.5415.310 | |
| 43 | hexagon screw | 0090555.5 | (M8x50 DIN933) |
| 44 | clamping plate | 10.5100.19 | |
| 45 | tape roller | 00111781 | (F56.202) |
| 46 | bearing lever cpl. | 35.5300.42 | |
| 47 | gliding part | 1.0.5326.020 | |
| 48 | bearing block cpl. | 17.5300.19 | |
| | (*) | only 4 buckle units | |
| | (**) | only 2 buckle units | |
| | pos. 23-25 | | |
| | coupling cpl. | 17.5200.13 | |




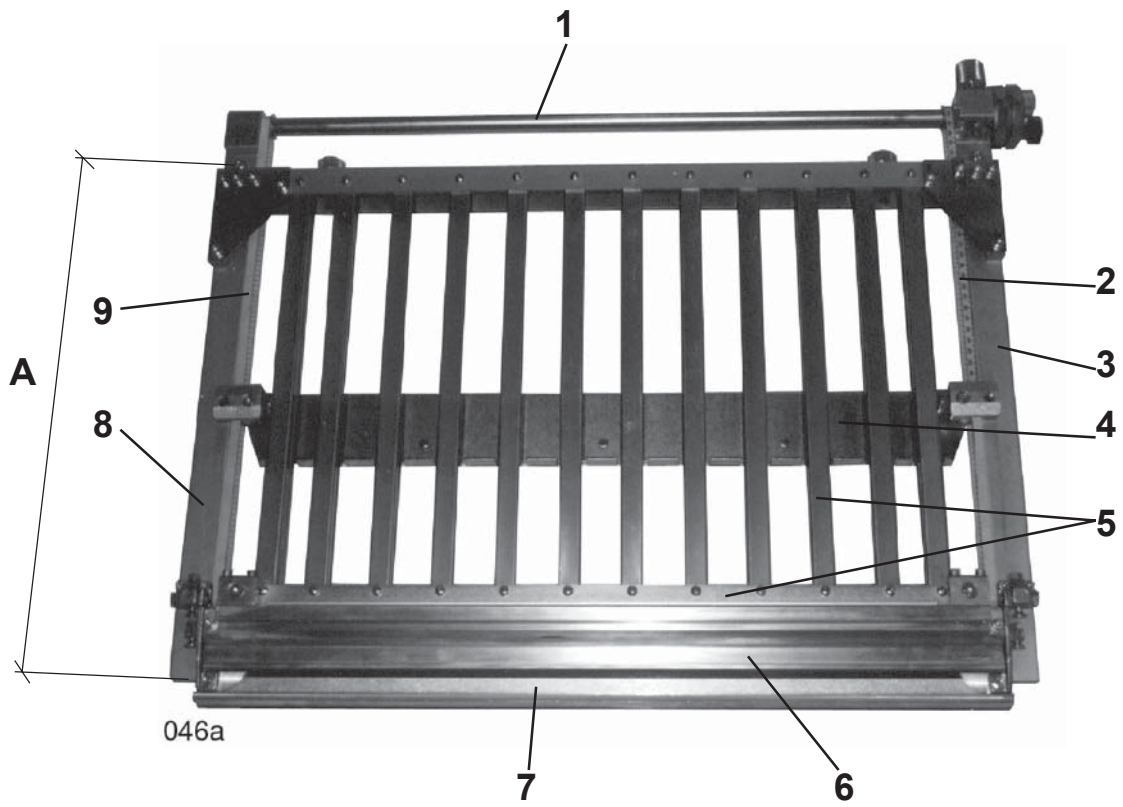
| | | | |
|---|---|--|---|
| 1 | bar | | B26-S 17.5621.00 B32-S 17.5621.10 |
| 2 | bar B26-S/B32-S parallel unit No. 1.1 (A=828) - 17.5641.05 No. 2.1 (A=828) - 17.5641.05 No. 1.3 (A=618) - 17.5641.07 No. 4.1 (A=618) - 17.5641.07 No. 1.5 (A=618) - 17.5641.07 No. 6.1 (A=618) - 17.5641.07 | B26-S/B32-S 8 page unit No. 2.1 (A=828) - 17.5641.05 No. 2.2 (A=618) - 17.5641.07 No. 2.3 (A=618) - 17.5641.07 No. 4.2 (A=618) - 17.5641.07 No. 2.5 (A=618) - 17.5641.07 No. 6.2 (A=618) - 17.5641.07 | |
| 3 | time belt without „inch“ scale B26-S/B32-S parallel unit No. 1.1 - 10.5673.24 (64 inch lg) No. 2.1 - 10.5673.24 (64 inch lg) No. 1.3 - 10.5673.25 (48 inch lg) No. 4.1 - 10.5673.25 (48 inch lg) No. 1.5 - 10.5673.25 (48 inch lg) No. 6.1 - 10.5673.25 (48 inch lg) | B26-S/B32-S 8 page unit No. 2.1 - 10.5673.24 (64 inch lg) No. 2.2 - 10.5673.25 (48 inch lg) No. 2.3 - 10.5673.25 (48 inch lg) No. 4.2 - 10.5673.25 (48 inch lg) No. 2.5 - 10.5673.25 (48 inch lg) No. 6.2 - 10.5673.25 (48 inch lg) | |
| 4 | sheet stop | | B26-S 17.5600.91 (*) B32-S 17.5600.169 (32 inch) |
| 5 | buckle part top B26-S parallel unit No. 1.1 - 17.5600.31 No. 2.1 - 17.5600.31 No. 1.3 - 17.5600.32 No. 4.1 - 17.5600.32 No. 1.5 - 17.5600.32 No. 6.1 - 17.5600.32 B26-S parallel unit No. 1.1 - 17.5600.143 No. 2.1 - 17.5600.143 No. 1.3 - 17.5600.144 No. 4.1 - 17.5600.144 No. 1.5 - 17.5600.144 No. 6.1 - 17.5600.144 | B26-S 8 page unit (*) No. 2.1 - 17.5600.31 No. 2.2 - 17.5600.32 No. 2.3 - 17.5600.32 No. 4.2 - 17.5600.32 No. 2.5 - 17.5600.32 No. 6.2 - 17.5600.32 B26-S 8 page unit (32 inch) No. 2.1 - 17.5600.143 No. 2.2 - 17.5600.144 No. 2.3 - 17.5600.144 No. 4.2 - 17.5600.144 No. 2.5 - 17.5600.144 No. 6.2 - 17.5600.144 | |
| 6 | top plate lip B26-S parallel unit No. 1.1 - 17.5651.07 No. 2.1 - 17.5651.07 No. 1.3 - 17.5651.08 No. 4.1 - 17.5651.08 No. 1.5 - 17.5651.08 No. 6.1 - 17.5651.08 B32-S parallel unit No. 1.1 - 17.5651.22 No. 2.1 - 17.5651.22 No. 1.3 - 17.5651.23 No. 4.1 - 17.5651.23 No. 1.5 - 17.5651.23 No. 6.1 - 17.5651.23 | B26-S 8 page unit (*) No. 2.1 - 17.5651.08 No. 2.2 - 17.5651.08 No. 2.3 - 17.5651.08 No. 4.2 - 17.5651.08 No. 2.5 - 17.5651.08 No. 6.2 - 17.5651.08 B32-S 8 page unit (32 inch) No. 2.1 - 17.5651.23 No. 2.2 - 17.5651.23 No. 2.3 - 17.5651.23 No. 4.2 - 17.5651.23 No. 2.5 - 17.5651.23 No. 6.2 - 17.5651.23 | |
| 7 | deflector | | B26-S 17.5651.12 B32-S 17.5651.24 |
| 8 | bar B26-S/B32-S parallel unit No. 1.1 (A=828) - 17.5641.04 No. 2.1 (A=828) - 17.5641.04 No. 1.3 (A=618) - 17.5641.06 No. 4.1 (A=618) - 17.5641.06 No. 1.5 (A=618) - 17.5641.06 No. 6.1 (A=618) - 17.5641.06 | B26-S/B32-S 8 page unit No. 2.1 (A=828) - 17.5641.04 No. 2.2 (A=618) - 17.5641.06 No. 2.3 (A=618) - 17.5641.06 No. 4.2 (A=618) - 17.5641.06 No. 2.5 (A=618) - 17.5641.06 No. 6.2 (A=618) - 17.5641.06 | |

(*) also 8 page unit B32-S with 26 inch max. sheet size

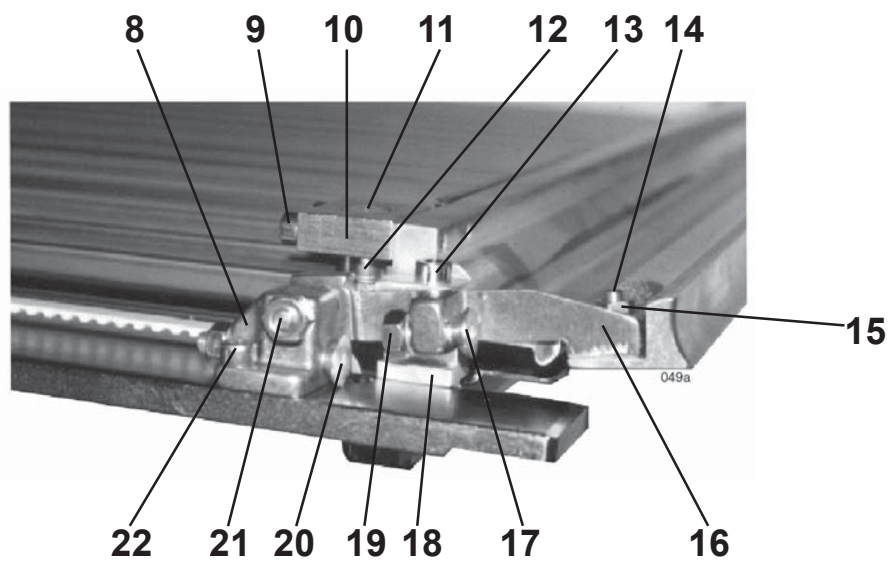
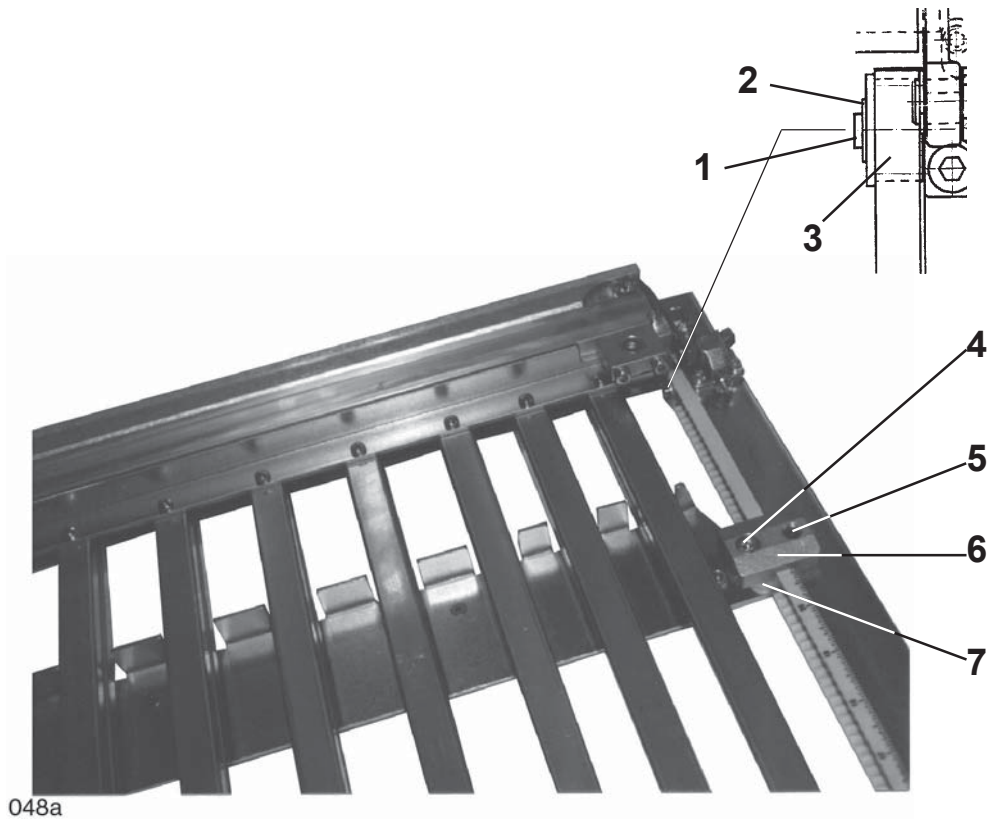


| | | |
|-----------------------------------|-----------------------------------|--------------------------------------|
| 9 timing belt | | |
| with „inch“ scale | | |
| B26-S/B32-S parallel unit | B26-S/B32-S 8 page unit | |
| No. 1.1 - 17.5673.08 (64 inch lg) | No. 2.1 - 17.5673.08 (64 inch lg) | |
| No. 2.1 - 17.5673.09 (64 inch lg) | No. 2.2 - 17.5673.11 (48 inch lg) | |
| No. 1.3 - 17.5673.10 (48 inch lg) | No. 2.3 - 17.5673.10 (48 inch lg) | |
| No. 4.1 - 17.5673.11 (48 inch lg) | No. 4.2 - 17.5673.11 (48 inch lg) | |
| No. 1.5 - 17.5673.10 (48 inch lg) | No. 2.5 - 17.5673.10 (48 inch lg) | |
| No. 6.1 - 17.5673.11 (48 inch lg) | No. 6.2 - 17.5673.11 (48 inch lg) | |
| 10 spring | | 00102681 (D128) |
| 11 cylinder screw | | 0088666.5 (M5x16 DIN912) |
| 12 bar | | 10.5653.20 |
| 13 buckle part below cpl. | | |
| B26-S parallel unit | B26-S 8 page unit (*) | |
| No. 1.1 - 17.5600.81 | No. 2.1 - 17.5600.81 | |
| No. 2.1 - 17.5600.240 | No. 2.2 - 17.5600.82 | |
| No. 1.3 - 17.5600.82 | No. 2.3 - 17.5600.82 | |
| No. 4.1 - 17.5600.82 | No. 4.2 - 17.5600.82 | |
| No. 1.5 - 17.5600.82 | No. 2.5 - 17.5600.82 | |
| No. 6.1 - 17.5600.82 | No. 6.2 - 17.5600.82 | |
| B32-S parallel unit | B32-S 8 page unit (32 inch) | |
| No. 1.1 - 17.5600.166 | No. 2.1 - 17.5600.166 | |
| No. 2.1 - 17.5600.241 | No. 2.2 - 17.5600.167 | |
| No. 1.3 - 17.5600.167 | No. 2.3 - 17.5600.167 | |
| No. 4.1 - 17.5600.167 | No. 4.2 - 17.5600.167 | |
| No. 1.5 - 17.5600.167 | No. 2.5 - 17.5600.167 | |
| No. 6.1 - 17.5600.167 | No. 6.2 - 17.5600.167 | |
| 14 bottom plate lip cpl. | | |
| B26-S parallel unit | B26-S 8 page unit (*) | |
| No. 1.1 - 17.5600.88 | No. 2.1 - 17.5600.88 | |
| No. 2.1 - 17.5600.225 | No. 2.2 - 17.5600.225 | |
| No. 1.3 - 17.5600.225 | No. 2.3 - 17.5600.225 | |
| No. 4.1 - 17.5600.225 | No. 4.2 - 17.5600.225 | |
| No. 1.5 - 17.5600.225 | No. 2.5 - 17.5600.225 | |
| No. 6.1 - 17.5600.225 | No. 6.2 - 17.5600.225 | |
| B32-S parallel unit | B32-S 8 page unit (32 inch) | |
| No. 1.1 - 17.5600.168 | No. 2.1 - 17.5600.168 | |
| No. 2.1 - 17.5600.226 | No. 2.2 - 17.5600.226 | |
| No. 1.3 - 17.5600.226 | No. 2.3 - 17.5600.226 | |
| No. 4.1 - 17.5600.226 | No. 4.2 - 17.5600.226 | |
| No. 1.5 - 17.5600.226 | No. 2.5 - 17.5600.226 | |
| No. 6.1 - 17.5600.226 | No. 6.2 - 17.5600.226 | |
| 15 screw | | 0089615.5 (M6x10 DIN913) |
| 16 reinforcing bar | | B26-S 17.5641.00 B32-S 17.5641.16 |

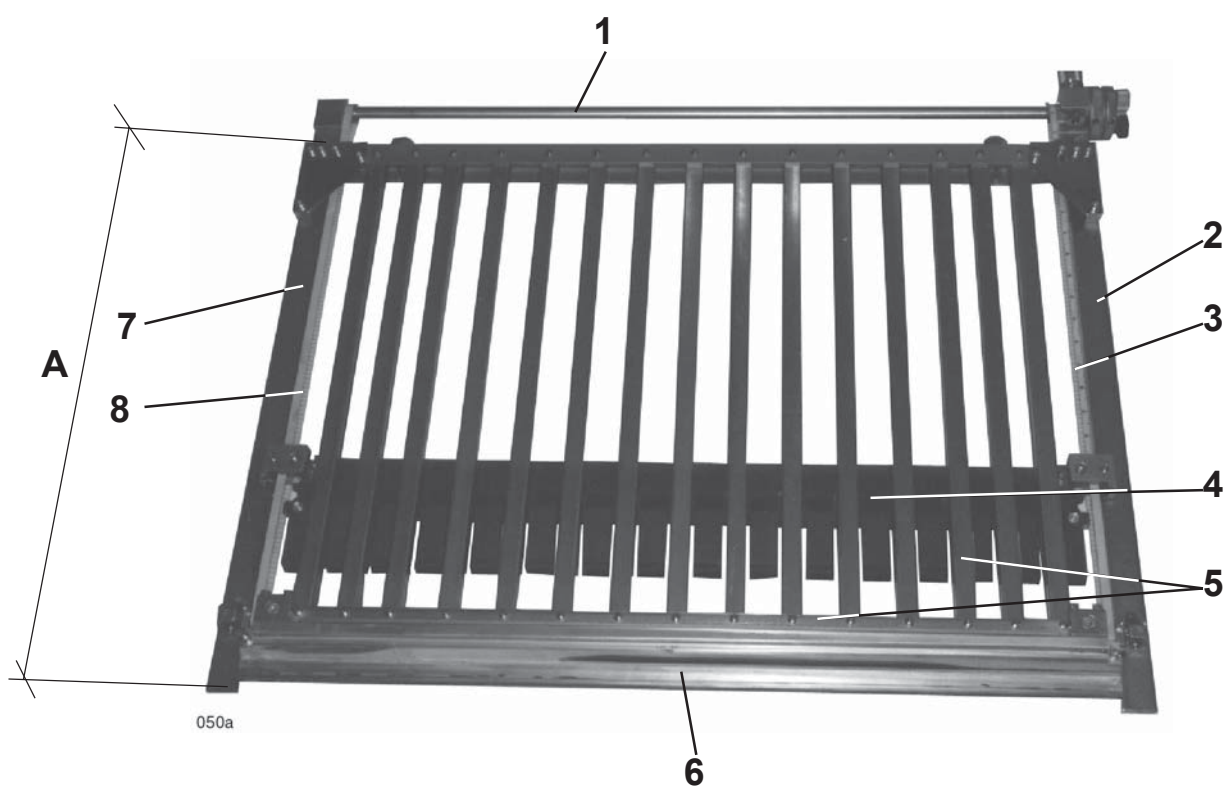
(*) also 8 page unit B32-S with 26 inch max. sheet size



| | | | |
|-----------|-----------------------------------|-----------------------------------|----------------|
| 1 | bar | 10.5621.04 | |
| 2 | timing belt with „inch“ scale | | |
| | B26-S/B32-S 16 page unit | B26-S/B32-S 32 page unit | |
| | No. 3.1 - 17.5673.10 (48 inch lg) | No. 4.1 - 17.5673.10 (37 inch lg) | |
| | No. 2.3 - 17.5673.13 (37 inch lg) | No. 2.4 - 17.5673.17 (33 inch lg) | |
| | No. 3.3 - 17.5673.10 (48 inch lg) | | |
| | No. 4.3 - 17.5673.15 (37 inch lg) | | |
| 3 | bar | | |
| | B26-S/B32-S 16 page unit | B26-S/B32-S 32 page unit | |
| | No. 3.1 - 17.5641.07 (A=618) | No. 4.1 - 17.5641.09 (A=618) | |
| | No. 2.3 - 17.5641.09 (A=478) | No. 2.4 - 17.5641.11 (A=428) | |
| | No. 3.3 - 17.5641.07 (A=618) | | |
| | No. 4.3 - 17.5641.09 (A=478) | | |
| 4 | sheet stop | 10.5600.81 | |
| 5 | buckle part top cpl. | | |
| | B26-S/B32-S 16 page unit | B26-S/B32-S 32 page unit | |
| | No. 3.1 - 17.5600.35 | No. 4.1 - 17.5600.36 | |
| | No. 2.3 - 17.5600.36 | No. 2.4 - 17.5600.37 | |
| | No. 3.3 - 17.5600.35 | | |
| | No. 4.3 - 17.5600.36 | | |
| 6 | top plate lip | 17.5651.11 | |
| 7 | deflector | 10.5651.30 | |
| 8 | bar | | |
| | B26-S/B32-S 16 page unit | B26-S/B32-S 32 page unit | |
| | No. 3.1 - 17.5641.06 (A=618) | No. 4.1 - 10.5641.08 (A=478) | |
| | No. 2.3 - 17.5641.08 (A=478) | No. 2.4 - 17.5641.10 (A=428) | |
| | No. 3.3 - 17.5641.06 (A=618) | | |
| | No. 4.3 - 17.5641.08 (A=478) | | |
| 9 | time belt without scale | | |
| | B26-S/B32-S 16 page unit | B26-S/B32-S 32 page unit | |
| | No. 3.1 - 10.5673.25 (48 inch lg) | No. 4.1 - 10.5673.25 (37 inch lg) | |
| | No. 2.3 - 10.5673.28 (37 inch lg) | No. 2.4 - 17.5673.18 (33 inch lg) | |
| | No. 3.3 - 10.5673.25 (48 inch lg) | | |
| | No. 4.3 - 10.5673.28 (37 inch lg) | | |
| 10 | buckle part below cpl. | | |
| | B26-S/B32-S 16 page unit | B26-S/B32-S 32 page unit | |
| | No. 3.1 - 17.5600.85 | No. 4.1 - 17.5600.85 | |
| | No. 2.3 - 17.5600.86 | No. 2.4 - 17.5600.87 | |
| | No. 3.3 - 17.5600.85 | | |
| | No. 4.3 - 17.5600.86 | | |
| 11 | screw | 0089615.5 | (M6x10 DIN913) |
| 12 | reinforcing bar | 17.5641.02 | |

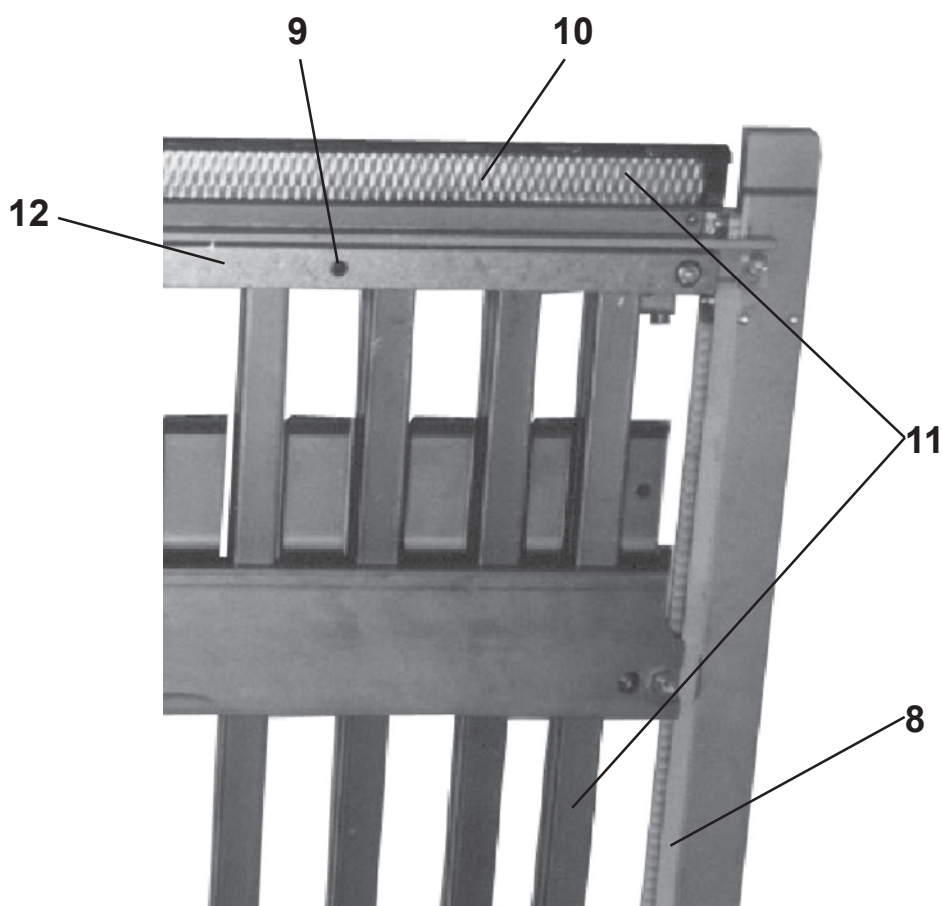


| | | | |
|----|------------------|--------------|-----------------|
| 1 | notched set pin | 0092718.5 | (B6x28 DIN1469) |
| 2 | circlips | 0094185.5 | (5 DIN6799) |
| 3 | tooth belt wheel | 2.0.5636.020 | |
| 4 | cylinder screw | 0088658.5 | (M6x30 DIN 912) |
| 5 | adjustment screw | 50 370 040 | |
| 6 | clamping piece | 10.5644.01 | |
| 7 | distance | 2.0.5644.051 | |
| 8 | bearing block | 1.0.5615.010 | |
| 9 | cylinder screw | 0088724.5 | (M5x35 DIN912) |
| 10 | holder | 10.5644.06 | |
| 11 | screw | 0095335.5 | (M6x25 DIN7991) |
| 12 | spring | 0102835 | (D191) |
| 13 | cylinder screw | 0088666.5 | (M5x16 DIN912) |
| 14 | screw | 0095323.5 | (M5x16 DIN7991) |
| 15 | nut | 0090845.5 | (M5 DIN934) |
| 16 | lever (picture) | 1.0.5615.030 | |
| | lever (opposite) | 1.0.5615.020 | |
| 17 | screw | 0095422.5 | (M6x20 DIN7991) |
| 18 | holder | 17.5644.01 | |
| 19 | nut | 0090852.5 | (M6 DIN934) |
| 20 | screw | 0095463.5 | (M6x35 DIN7991) |
| 21 | bolt | 1.0.5625.010 | |
| 22 | cylinder screw | 0088641.5 | (M5x10 DIN912) |





| | | | |
|---|---|--|------------------------|
| 1 | bar | B26-S 17.5621.00 B32-S 17.5621.10 | |
| 2 | bar B26-S/B32-S parallel unit | B26-S/B32-S 8 page unit | |
| | No. 1.1 (A=828) - 17.5641.05 | No. 2.1 (A=828) - 17.5641.05 | |
| | No. 2.1 (A=828) - 17.5641.05 | No. 2.2 (A=618) - 17.5641.07 | |
| | No. 1.3 (A=618) - 17.5641.07 | No. 2.3 (A=618) - 17.5641.07 | |
| | No. 4.1 (A=618) - 17.5641.07 | No. 4.2 (A=618) - 17.5641.07 | |
| | No. 1.5 (A=618) - 17.5641.07 | No. 2.5 (A=618) - 17.5641.07 | |
| | No. 6.1 (A=618) - 17.5641.07 | No. 6.2 (A=618) - 17.5641.07 | |
| 3 | timing belt with „inch“ scale B26-S/B32-S parallel unit | B26-S/B32-S 8 page unit | |
| | No. 1.1 - 10.5673.20 (64 inch lg) | No. 2.1 - 10.5673.20 (64 inch lg) | |
| | No. 2.1 - 17.5673.21 (64 inch lg) | No. 2.2 - 10.5673.23 (48 inch lg) | |
| | No. 1.3 - 10.5673.22 (48 inch lg) | No. 2.3 - 10.5673.22 (48 inch lg) | |
| | No. 4.1 - 10.5673.23 (48 inch lg) | No. 4.2 - 10.5673.23 (48 inch lg) | |
| | No. 1.5 - 10.5673.22 (48 inch lg) | No. 2.5 - 10.5673.22 (48 inch lg) | |
| | No. 6.1 - 10.5673.23 (48 inch lg) | No. 6.2 - 10.5673.23 (48 inch lg) | |
| 4 | sheet stop | B26-S 17.5651.05 (*) B32-S 17.5651.21 (*) | B30S 17.5651.60 |
| 5 | buckle part top cpl. B26-S parallel unit | B26-S 8 page unit (*) | |
| | No. 1.1 - 17.5600.31 | No. 2.1 - 17.5600.31 | |
| | No. 2.1 - 17.5600.31 | No. 2.2 - 17.5600.32 | |
| | No. 1.3 - 17.5600.32 | No. 2.3 - 17.5600.32 | |
| | No. 4.1 - 17.5600.32 | No. 4.2 - 17.5600.32 | |
| | No. 1.5 - 17.5600.32 | No. 2.5 - 17.5600.32 | |
| | No. 6.1 - 17.5600.32 | No. 6.2 - 17.5600.32 | |
| | B32-S parallel unit | B32-S 8 page unit (32 inch) | |
| | No. 1.1 - 17.5600.143 | No. 2.1 - 17.5600.143 | |
| | No. 2.1 - 17.5600.143 | No. 2.2 - 17.5600.144 | |
| | No. 1.3 - 17.5600.144 | No. 2.3 - 17.5600.144 | |
| | No. 4.1 - 17.5600.144 | No. 4.2 - 17.5600.144 | |
| | No. 1.5 - 17.5600.144 | No. 2.5 - 17.5600.144 | |
| | No. 6.1 - 17.5600.144 | No. 6.2 - 17.5600.144 | |
| 6 | top plate lip B26-S parallel unit | B26-S 8 page unit (*) | |
| | No. 1.1 - 17.5651.00 | No. 2.1 - 17.5651.01 | |
| | No. 2.1 - 17.5651.00 | No. 2.2 - 17.5651.01 | |
| | No. 1.3 - 17.5651.01 | No. 2.3 - 17.5651.01 | |
| | No. 4.1 - 17.5651.01 | No. 4.2 - 17.5651.01 | |
| | No. 1.5 - 17.5651.01 | No. 2.5 - 17.5651.01 | |
| | No. 6.1 - 17.5651.01 | No. 6.2 - 17.5651.01 | |
| | B32-S parallel unit | B32-S 8 page unit (32 inch) | |
| | No. 1.1 - 17.5651.19 | No. 2.1 - 17.5651.20 | |
| | No. 2.1 - 17.5651.10 | No. 2.2 - 17.5651.20 | |
| | No. 1.3 - 17.5651.20 | No. 2.3 - 17.5651.20 | |
| | No. 4.1 - 17.5651.20 | No. 4.2 - 17.5651.20 | |
| | No. 1.5 - 17.5651.20 | No. 2.5 - 17.5651.20 | |
| | No. 6.1 - 17.5651.20 | No. 6.2 - 17.5651.20 | |

(*) also 8 page unit B32-S with 26 inch max. sheet size

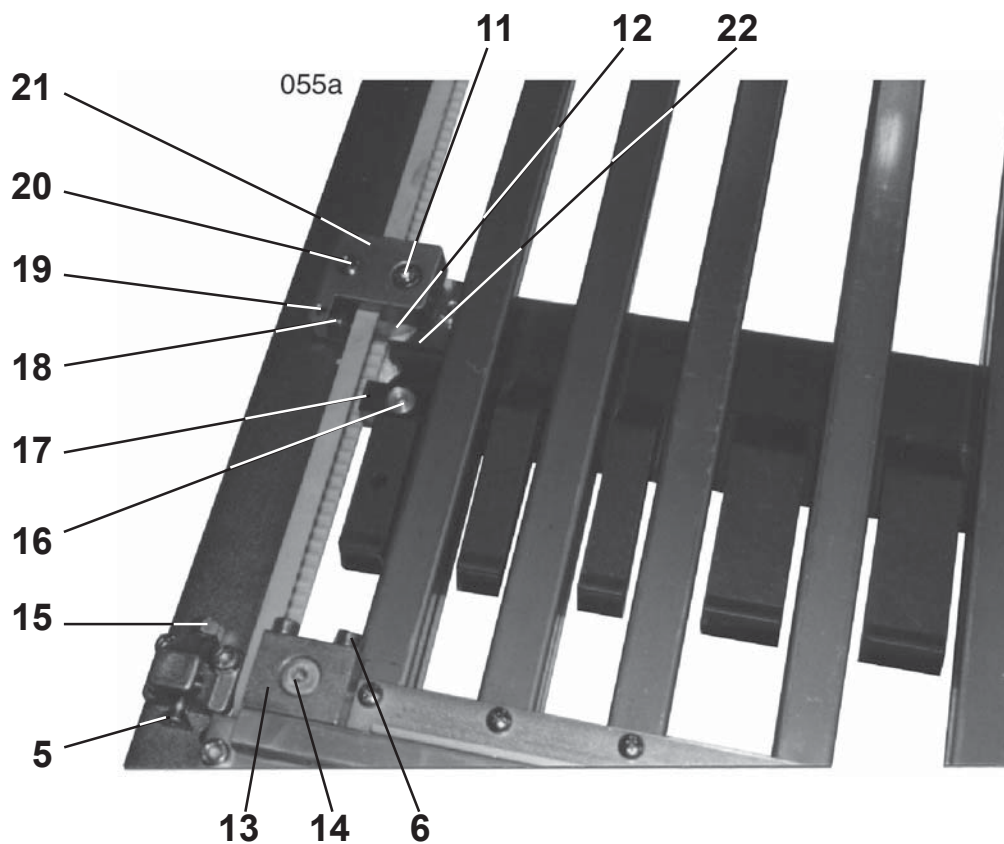
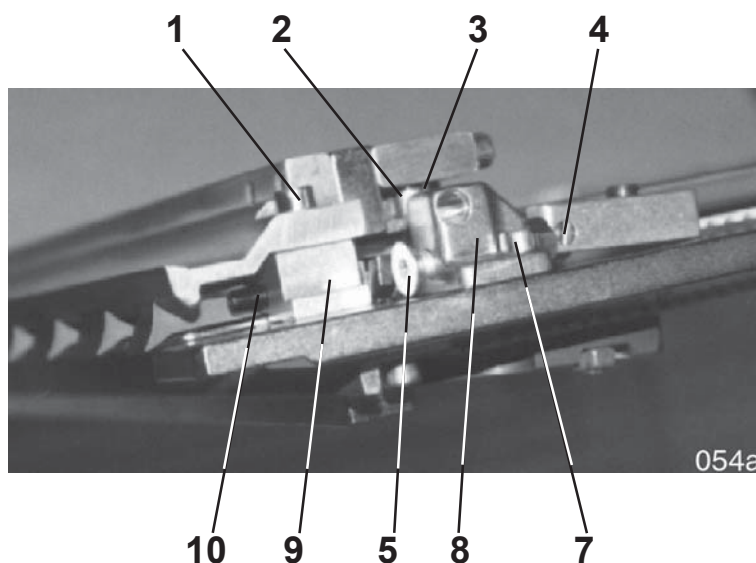


| | | | |
|-----------|-----------------------------------|-----------------------------------|--|
| 7 | bar | | |
| | B26-S/B32-S parallel unit | B26-S/B32-S 8 page unit | |
| | No. 1.1 (A=828) - 17.5641.04 | No. 2.1 (A=828) - 17.5641.04 | |
| | No. 2.1 (A=828) - 17.5641.04 | No. 2.2 (A=618) - 17.5641.06 | |
| | No. 1.3 (A=618) - 17.5641.06 | No. 2.3 (A=618) - 17.5641.06 | |
| | No. 4.1 (A=618) - 17.5641.06 | No. 4.2 (A=618) - 17.5641.06 | |
| | No. 1.5 (A=618) - 17.5641.06 | No. 2.5 (A=618) - 17.5641.06 | |
| | No. 6.1 (A=618) - 17.5641.06 | No. 6.2 (A=618) - 17.5641.06 | |
| 8 | time belt | | |
| | without „inch“ scale | | |
| | B26-S/B32-S parallel unit | B26-S/B32-S 8 page unit | |
| | No. 1.1 - 10.5673.24 (64 inch lg) | No. 2.1 - 10.5673.24 (64 inch lg) | |
| | No. 2.1 - 10.5673.24 (64 inch lg) | No. 2.2 - 10.5673.25 (48 inch lg) | |
| | No. 1.3 - 10.5673.25 (48 inch lg) | No. 2.3 - 10.5673.25 (48 inch lg) | |
| | No. 4.1 - 10.5673.25 (48 inch lg) | No. 4.2 - 10.5673.25 (48 inch lg) | |
| | No. 1.5 - 10.5673.25 (48 inch lg) | No. 2.5 - 10.5673.25 (48 inch lg) | |
| | No. 6.1 - 10.5673.25 (48 inch lg) | No. 6.2 - 10.5673.25 (48 inch lg) | |
| 9 | screw | | 0089615.5 (M6x10 DIN913) |
| 10 | bottom plate lip cpl. | | |
| | B26-S parallel unit | B26-S 8 page unit (*) | |
| | No. 1.1 - 17.5600.45 | No. 2.1 - 17.5600.45 | |
| | No. 2.1 - 17.5600.233 | No. 2.2 - 17.5600.233 | |
| | No. 1.3 - 17.5600.233 | No. 2.3 - 17.5600.233 | |
| | No. 4.1 - 17.5600.233 | No. 4.2 - 17.5600.233 | |
| | No. 1.5 - 17.5600.233 | No. 2.5 - 17.5600.233 | |
| | No. 6.1 - 17.5600.233 | No. 6.2 - 17.5600.233 | |
| | B32-S parallel unit | B32-S 8 page unit (32 inch) | |
| | No. 1.1 - 17.5600.147 | No. 2.1 - 17.5600.147 | |
| | No. 2.1 - 17.5600.234 | No. 2.2 - 17.5600.234 | |
| | No. 1.3 - 17.5600.234 | No. 2.3 - 17.5600.234 | |
| | No. 4.1 - 17.5600.234 | No. 4.2 - 17.5600.234 | |
| | No. 1.5 - 17.5600.234 | No. 2.5 - 17.5600.234 | |
| | No. 6.1 - 17.5600.234 | No. 6.2 - 17.5600.234 | |
| 11 | buckle part below cpl. | | |
| | B26-S parallel unit | B26-S 8 page unit (*) | |
| | No. 1.1 - 17.5600.38 | No. 2.1 - 17.5600.38 | |
| | No. 2.1 - 17.5600.237 | No. 2.2 - 17.5600.39 | |
| | No. 1.3 - 17.5600.39 | No. 2.3 - 17.5600.39 | |
| | No. 4.1 - 17.5600.39 | No. 4.2 - 17.5600.39 | |
| | No. 1.5 - 17.5600.39 | No. 2.5 - 17.5600.39 | |
| | No. 6.1 - 17.5600.39 | No. 6.2 - 17.5600.39 | |
| | B32-S parallel unit | B32-S 8 page unit (*) | |
| | No. 1.1 - 17.5600.145 | No. 2.1 - 17.5600.145 | |
| | No. 2.1 - 17.5600.238 | No. 2.2 - 17.5600.146 | |
| | No. 1.3 - 17.5600.146 | No. 2.3 - 17.5600.146 | |
| | No. 4.1 - 17.5600.146 | No. 4.2 - 17.5600.146 | |
| | No. 1.5 - 17.5600.146 | No. 2.5 - 17.5600.146 | |
| | No. 6.1 - 17.5600.146 | No. 6.2 - 17.5600.146 | |
| 12 | reinforcing bar | | B26-S 17.5641.00 (*) B32-S 17.5641.16 |


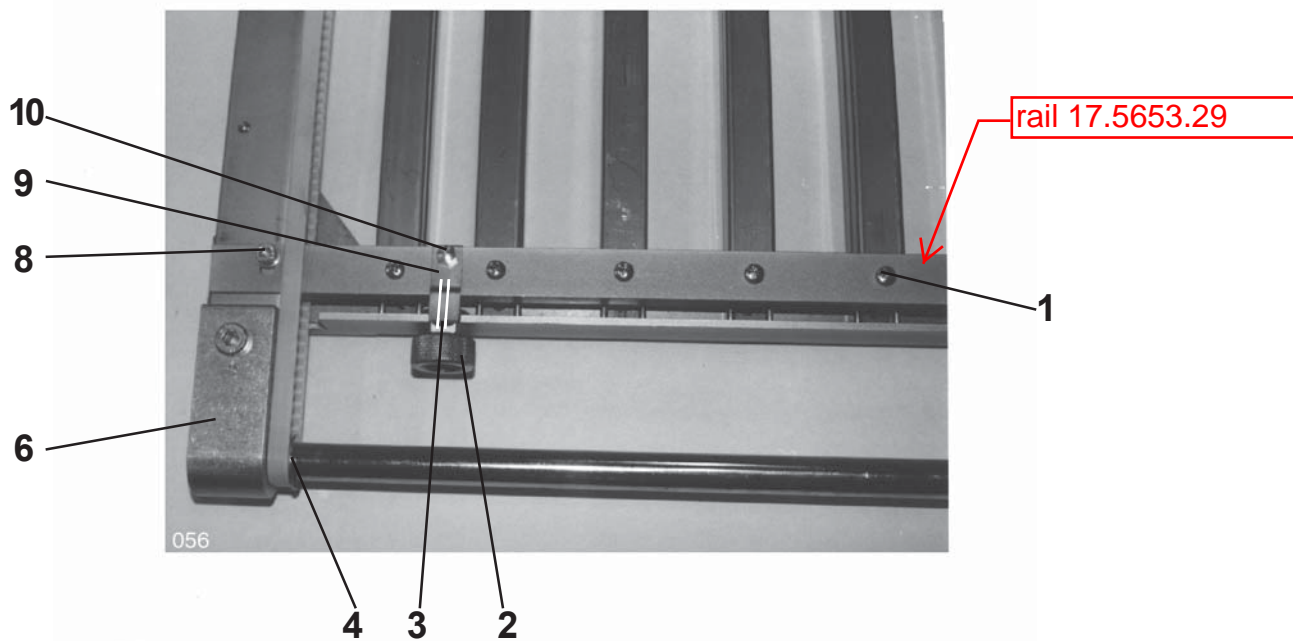
(*) also 8 page unit B32-S with 26 inch max. sheet size



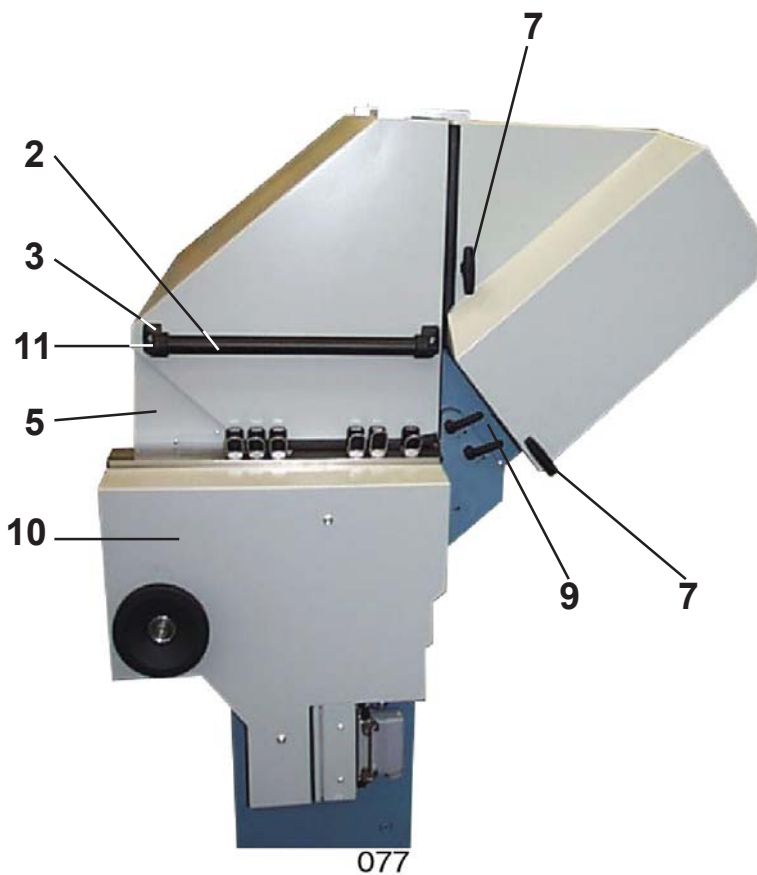
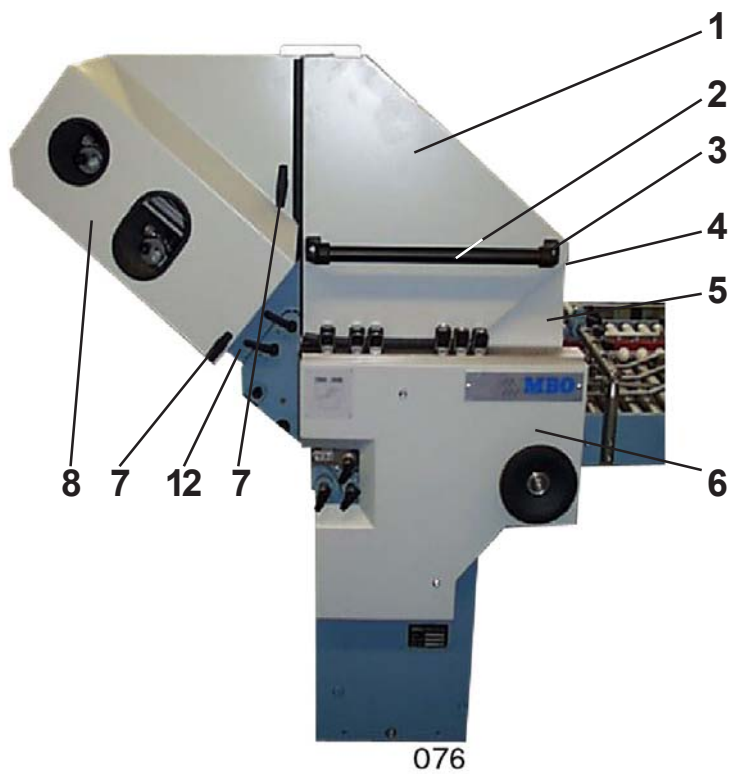
| | | | |
|----|-----------------------------------|-----------------------------------|--------------------------|
| 1 | bar | | 10.5621.04 |
| 2 | bar | | |
| | B26-S/B32-S 16 page unit | B26-S/B32-S 32 page unit | |
| | No. 3.1 - 17.5641.07 (A=618) | No. 4.1 - 17.5641.09 (A=478) | |
| | No. 2.3 - 17.5641.09 (A=478) | No. 2.4 - 17.5641.11 (A=428) | |
| | No. 3.3 - 17.5641.07 (A=618) | | |
| | No. 4.3 - 17.5641.09 (A=478) | | |
| 3 | timing belt | | |
| | with „mm“ scale | | |
| | B26-S/B32-S 16 page unit | B26-S/B32-S 32 page unit | |
| | No. 3.1 - 10.5673.22 (48 inch lg) | No. 4.1 - 10.5673.22 (37 inch lg) | |
| | No. 2.3 - 10.5673.27 (37 inch lg) | No. 2.4 - 17.5673.03 (33 inch lg) | |
| | No. 3.3 - 10.5673.22 (48 inch lg) | | |
| | No. 4.3 - 10.5673.01 (37 inch lg) | | |
| 4 | sheet stop | | 10.5651.45 |
| 5 | buckle part top | | |
| | B26-S/B32-S 16 page unit | B26-S/B32-S 32 page unit | |
| | No. 3.1 - 17.5600.35 | No. 4.1 - 17.5600.35 | |
| | No. 2.3 - 17.5600.36 | No. 2.4 - 17.5600.37 | |
| | No. 3.3 - 17.5600.35 | | |
| | No. 4.3 - 17.5600.36 | | |
| 6 | top plate lip | | 17.5651.04 |
| 7 | bar | | |
| | B26-S/B32-S 16 page unit | B26-S/B32-S 32 page unit | |
| | No. 3.1 - 17.5641.06 (A=618) | No. 4.1 - 17.5641.08 (A=478) | |
| | No. 2.3 - 17.5641.08 (A=478) | No. 2.4 - 17.5641.10 (A=428) | |
| | No. 3.3 - 17.5641.06 (A=618) | | |
| | No. 4.3 - 17.5641.08 (A=478) | | |
| 8 | time belt | | |
| | without „inch“ scale | | |
| | B26-S/B32-S 16 page unit | B26-S/B32-S 32 page unit | |
| | No. 3.1 - 10.5673.25 (48 inch lg) | No. 4.1 - 10.5673.25 (37 inch lg) | |
| | No. 2.3 - 10.5673.28 (37 inch lg) | No. 2.4 - 17.5673.18 (33 inch lg) | |
| | No. 3.3 - 10.5673.25 (48 inch lg) | | |
| | No. 4.3 - 10.5673.28 (37 inch lg) | | |
| 9 | buckle part below cpl. | | |
| | B26-S/B32-S 16 page unit | B26-S/B32-S 32 page unit | |
| | No. 3.1 - 17.5600.42 | No. 4.1 - 17.5600.42 | |
| | No. 2.3 - 17.5600.43 | No. 2.4 - 17.5600.44 | |
| | No. 3.3 - 17.5600.42 | | |
| | No. 4.3 - 17.5600.43 | | |
| 10 | bottom plate lip cpl. | | |
| | B26-S/B32-S 16 page unit | B26-S/B32-S 32 page unit | |
| | No. 3.1 - 17.5600.236 | No. 4.1 - 17.5600.236 | |
| | No. 2.3 - 17.5600.236 | No. 2.4 - 17.5600.236 | |
| | No. 3.3 - 17.5600.236 | | |
| | No. 4.3 - 17.5600.236 | | |
| 11 | reinforcing bar | | 17.5641.02 |
| 12 | screw | | 0089615.5 (M6x10 DIN913) |
| 13 | cylinder screw | | 0088666.5 |



| | | | |
|----|----------------|--------------|-------------------|
| 1 | cylinder screw | 0088666.5 | (M5x16 DIN912) |
| 2 | spring | 0102835 | (D191) |
| 3 | distance ring | 10.5628.00 | |
| 4 | excenter bolt | 10.5625.03 | |
| 5 | screw | 0095463.5 | (M6x35 DIN7991) |
| 6 | cylinder screw | 0088724.5 | (M5x35 DIN912) |
| 7 | cylinder screw | 0088641.5 | (M5x10 DIN912) |
| 8 | bearing block | 1.0.5615.010 | |
| 9 | holder | 17.5644.00 | |
| 10 | screw | 0089578 | (M5x30 DIN913) |
| 11 | cylinder screw | 0094752.5 | (M6x35 DIN6912) |
| 12 | distance ring | 2.0.5644.051 | |
| 13 | holder | 10.5644.06 | |
| 14 | screw | 0095430.5 | (M6x22 DIN7991) |
| 15 | nut | 0090852.5 | (M6 DIN934) |
| 16 | screw | 0095299.5 | (M5x10 DIN7991) |
| 17 | bar | 10.5644.24 | |
| 18 | ball bearing | 00109542 | (624 - 27 DIN625) |
| 19 | screw | 0089474.5 | (M4x4 DIN913) |
| 20 | screw | 0089673 | (M8x8 DIN913 MS) |
| 21 | clamping piece | 10.5644.27 | |
| 22 | holder | 10.5644.11 | |


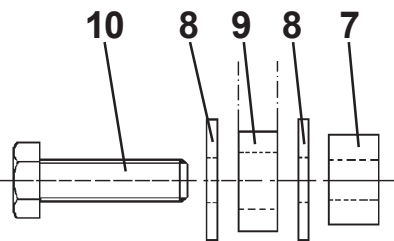
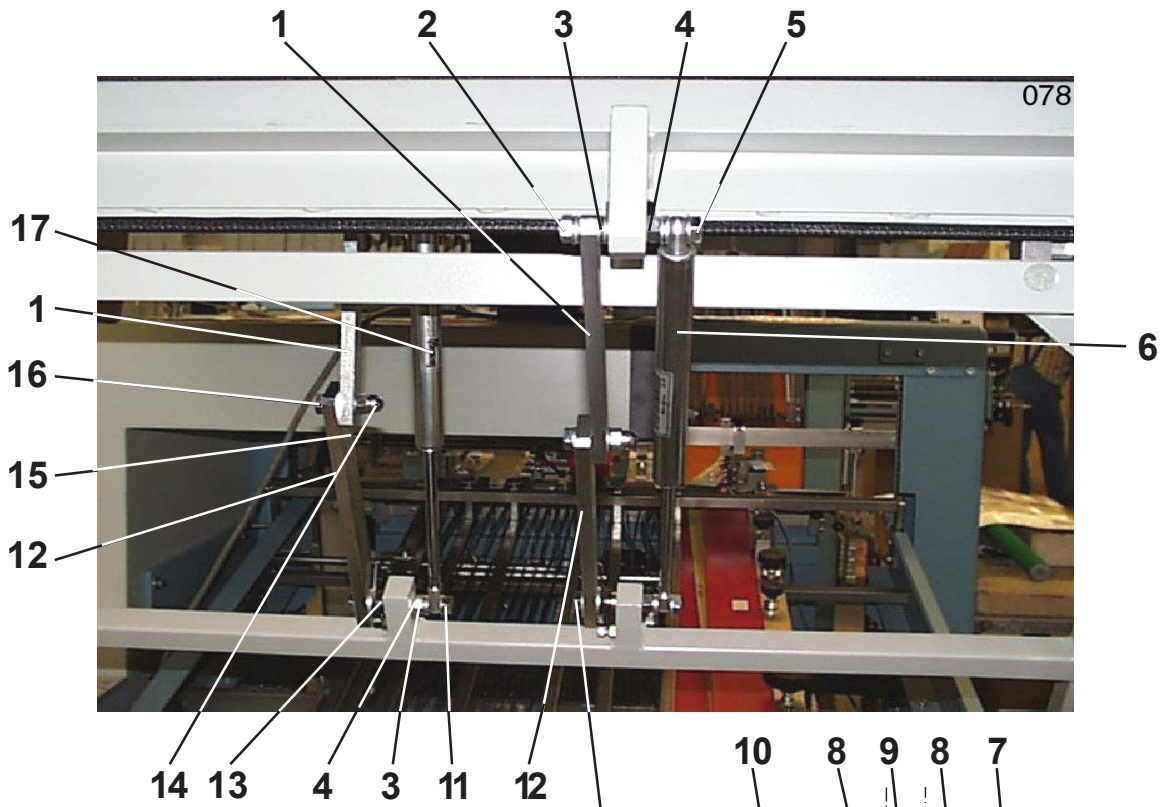


| | | | | |
|----|----------------------|----------------------|----------------------|----------------------|
| 1 | cutting screw | 00095174 | (AM4x8 DIN7516) | |
| 2 | handle | 14.5600.00 | | |
| 3 | screw | 0089656.5 | (M6x30 DIN913) | |
| 4 | tooth belt wheel | 5.0.5636.010 | | |
| 5 | cylinder screw | 0088633.5 | (M5x8 DIN912) | |
| 6 | bearing block | 2.0.5644.030 | | |
| 7 | cylinder screw | 0088708.5 | (M5x25 DIN912) | |
| 8 | cylinder screw | 0088633.5 | (M5x8 DIN912) | |
| 9 | flat spring | 50 480 151 | | |
| 10 | cylinder screw | 0085761.5 | (M4x6 DIN84) | |
| 11 | cylinder screw | 0088633.5 | (M5x8 DIN912) | |
| 12 | indicator | 10.5685.00 | | |
| 13 | cylinder screw | 0094805.5 | (M8x25 DIN6912) | |
| 14 | nut | 0086876.5 | (BM8 DIN 435) | |
| 15 | collar | 3.0.5628.060 | | |
| 16 | flat spring | 3.0.5686.010 | | |
| 17 | screw | 0089995.5 | (M5x6 DIN916) | |
| 18 | bearing block | | | |
| | B26-S/B32-S | B26-S/B32-S | B26-S/B32-S | B26-S/B32-S |
| | parallel unit | 8 page unit | 16 page unit | 32 page unit |
| | No. 1.1 - 50 700 010 | No. 2.1 - 50 700 010 | No. 3.1 - 50 700 010 | No. 4.1 - 50 700 010 |
| | No. 2.1 - 50 700 020 | No. 2.2 - 50 700 010 | No. 2.3 - 50 700 020 | No. 2.4 - 50 700 020 |
| | No. 1.3 - 50 700 010 | No. 2.3 - 50 700 010 | No. 3.3 - 50 700 010 | |
| | No. 4.1 - 50 700 020 | No. 4.2 - 50 700 020 | No. 4.3 - 50 700 020 | |
| | No. 1.5 - 50 700 010 | No. 2.5 - 50 700 010 | | |
| | No. 6.1 - 50 700 020 | No. 6.2 - 50 700 020 | | |
| 19 | disc | 3.0.5628.032 | | |
| 20 | worm gear | 3.0.5637.010 | | |
| 21 | worm | 3.0.5637.020 | | |
| 22 | temple ring | 01.5628.01 | | |
| 23 | screw | 0089995.5 | | |
| 24 | screw | 10.5629.01 | | |
| 25 | knurled screw | 00095836 | (M6x28 GN421) | |
| 26 | disc | 3.0.5628.020 | | |
| 27 | disc | 3.0.5628.010 | | |
| 28 | scale | 50 670 010 | | |





| | | | |
|-----------|--|----------------|----------------|
| 1 | noise hood infeed | | |
| | B26-S parallel + 8 page unit | 17.5761.10 (*) | |
| | B32-S parallel + 8 page unit (32 inch) | 17.5761.41 | |
| | B26-S/B32-S 16 page + 32 page unit | 17.5761.09 | |
| 2 | grip | 00100248 | (1095-08) |
| 3 | plastic holder | 00100230 | (1095-07) |
| 4 | hinge | 00101614 | (C191) |
| 5 | flap | | |
| | B26-S parallel + 8 page unit | 17.5761.32 (*) | |
| | B32-S parallel + 8 page unit (32 inch) | 175761.36 | |
| | B26-S/B32-S 6 page + 32 page unit | 17.5761.33 | |
| 6 | guard B | | |
| | B26-S/B32-S parallel + 32 page unit | | |
| | 2 buckles units | 17.5161.13 | |
| | 4 buckles units | 17.5161.15 | |
| | 6 buckles units | 17.5161.07 | |
| 7 | T-grip | 00100260 | (GN563-55-M8) |
| 8 | noise hood - 2 buckles | | |
| | B26-S/B32-S 16 page + 32 page unit | 17.5761.27 | |
| | noise hood - 4 buckles | | |
| | B26-S parallel + 8 page unit | 17.5761.13 (*) | |
| | B32-S parallel + 8 page unit (32 inch) | 17.5761.42 | |
| | B26-S/B32-S 16 page + 32 page unit | 17.5761.12 | |
| | noise hood - 6 buckles | | |
| | B26-S parallel + 8 page unit | 17.5761.28 (*) | |
| | B32-S parallel + 8 page unit (32 inch) | 17.5761.40 | |
| 9 | guard | | |
| | B26-S/B32-S parallel + 32 page unit | | |
| | 2 buckles units | 17.5761.20 | |
| | 4 buckles units | 17.5761.22 | |
| | 6 buckles units | 17.5761.24 | |
| 10 | guard A | | |
| | B26-S/B32-S parallel + 32 page unit | | |
| | 2 buckles units | 17.5761.13 | |
| | 4 buckles units | 17.5761.15 | |
| | 6 buckles units | 17.5761.07 | |
| 11 | hexagon screw | 0090498.5 | (M8x22 DIN933) |
| | disc | 0086124.5 | (B8,4 DIN125) |
| | nut | 0090878.5 | (M8 DIN934) |
| 12 | guard | | |
| | B26-S/B32-S parallel + 32 page unit | | |
| | 2 buckles units | 17.5761.19 | |
| | 4 buckles units | 17.5761.21 | |
| | 6 buckles units | 17.5761.23 | |

(*) also 8 page unit B32-S with 26 inch max. sheet size

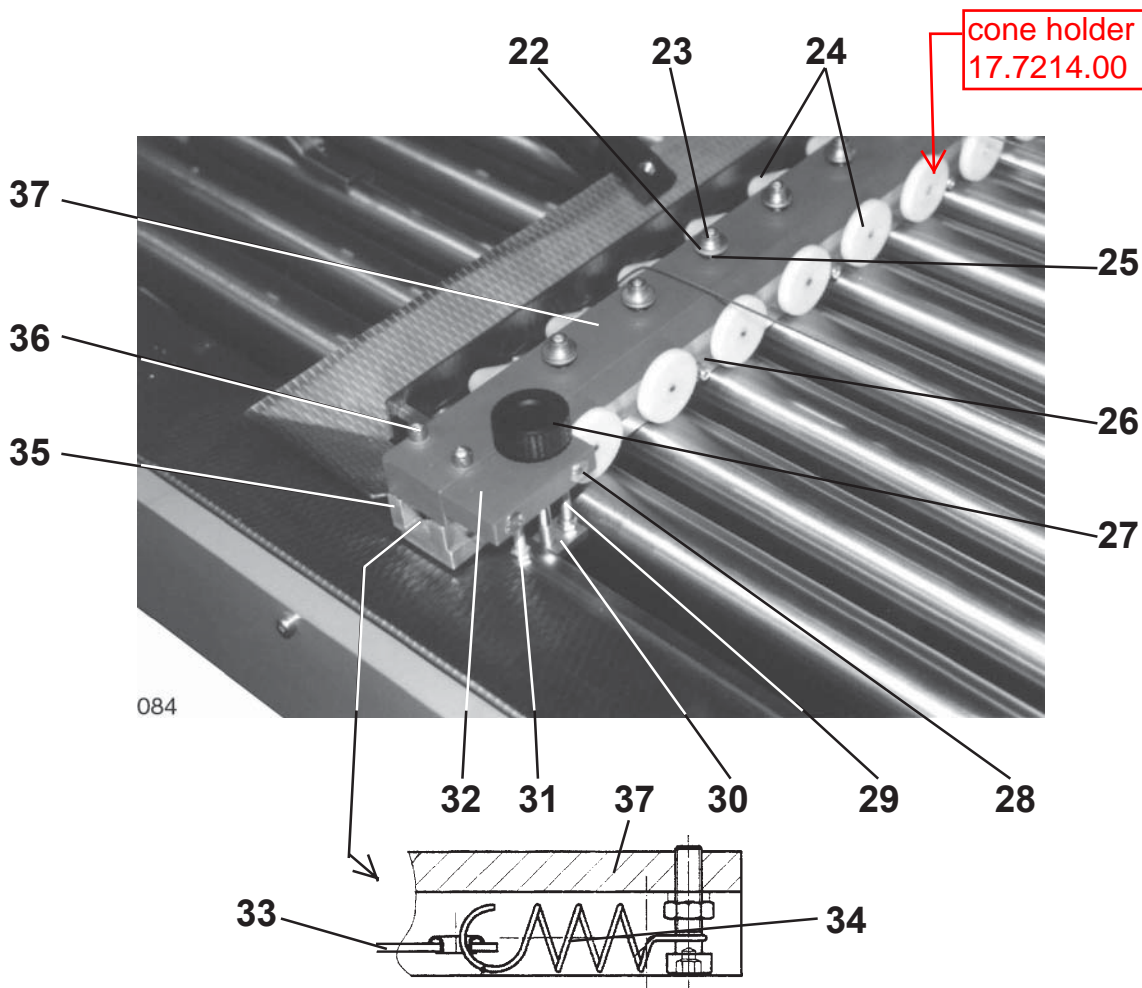
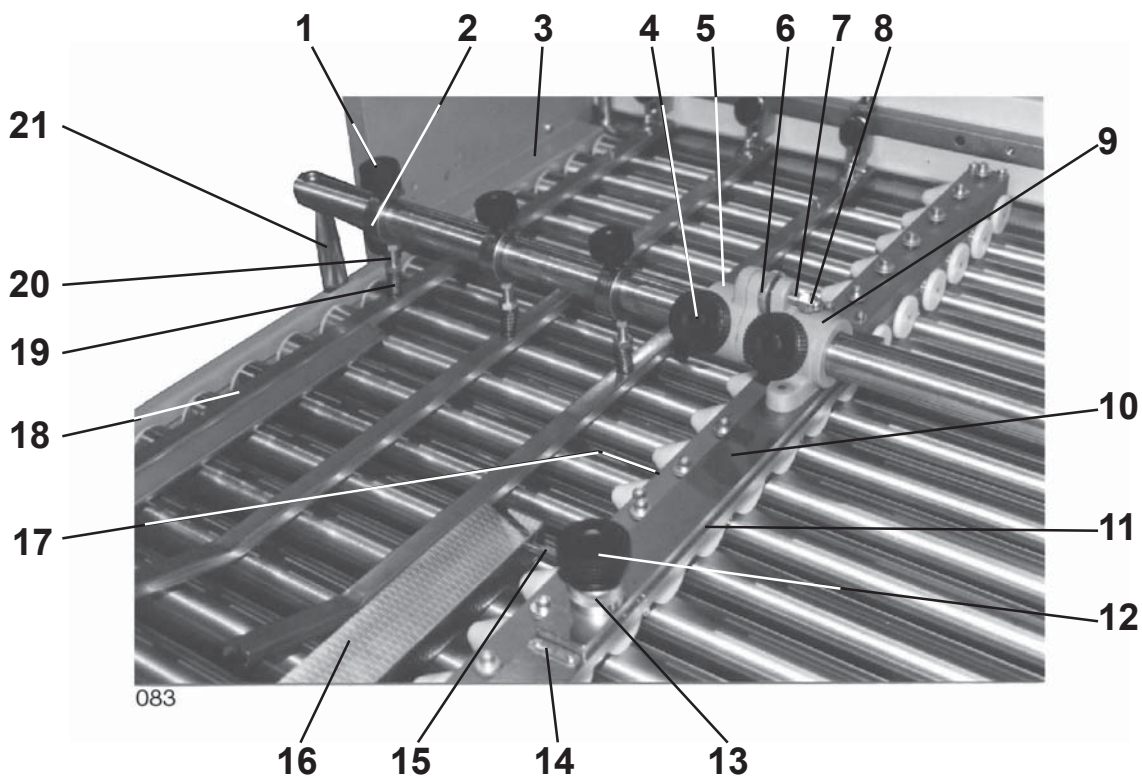


| | | | |
|----|--|----------------|-------------------------|
| 1 | bar | 17.5744.04 | |
| 2 | hexagon screw | 0090586.5 | (M10x25 DIN933) |
| 3 | disc | 0086132.5 | (B10,5 DIN125) |
| 4 | nut | 0090894.5 | (M10 DIN934) |
| 5 | hexagon screw | 0090601.5 | (M10x35 DIN933) |
| 6 | gas pressure spring | | |
| | B26-S parallel + 8 page unit (26 inch) | | |
| | 4 buckles units | 00100124 (*) | (T2M2 42 170 450/1100N) |
| | 6 buckles units | 00100125 | (T2M2 42 170 450/1150N) |
| | B32-S parallel + 8 page unit (32 inch) | | |
| | 4 buckles units | 00100125 | (T2M2 42 170 450/1150N) |
| | 6 buckles units | 00100126 | (T2M2 42 170 450/1200N) |
| | B26-S/B32-S 16 page + 32 page unit | | |
| | 2 buckles units | 00100122 | (T2M2 42 170 450/1000N) |
| | 4 buckles units | 00100124 | (T2M2 42 170 450/1100N) |
| 7 | distance ring | 35.5728.02 | |
| 8 | disc | 0095687.5 | (10,5 DIN9021) |
| 9 | rubber spring | 10.5719.02 | |
| 10 | hexagon screw | 0090601.5 | (M10x35 DIN933) |
| 11 | hexagon screw | 0090586.5 | (M10x25 DIN933) |
| 12 | bar | 17.5744.05 | |
| 13 | spring | 10.5785.01 | |
| 14 | cap screw | 0093658.5 | (M10 DIN1587) |
| 15 | pin | 00093898 | (6x20 DIN6325) |
| 16 | hexagon screw | 0090601.5 | (M10x35 DIN933) |
| 17 | gas pressure spring | | |
| | B26-S parallel + 8 page unit (26 inch) | | |
| | 4 buckles units | 00100122 (*) | (T2M2 42 170 450/1000N) |
| | 6 buckles units | 00100122 (*) | (T2M2 42 170 450/1000N) |
| | B32-S parallel + 8 page unit (32 inch) | | |
| | 4 buckles units | 00100124 | (T2M2 42 170 450/1100N) |
| | 6 buckles units | 00100125 | (T2M2 42 170 450/1150N) |
| | B26-S/B32-S 16 page + 32 page unit | | |
| | 2 buckles units | 00100121 | (T2M2 42 170 450/950N) |
| | 4 buckles units | 00100121 | (T2M2 42 170 450/950N) |
| 18 | holder | | |
| | B26-S parallel + 8 page unit (26 inch) | 17.5764.04 (*) | |
| | B32-S parallel + 8 page unit (32 inch) | 17.5764.07 (*) | |
| | B26-S/B32-S 16 page + 32 page unit | 17.5764.03 | |
| 19 | holder right | 17.5741.00 | |
| 20 | holder left | 17.5741.01 | |
| 21 | guard | | |
| | B26-S/B32-S 16 page + 32 page unit | | |
| | 2 buckles units | 17.5761.19 | |
| | 4 buckles units | 17.5761.21 | |
| | 6 buckles units | 17.5761.23 | |
| 22 | hinge | 00101613 | (1039-U15) |
| 23 | cylinder screw | 0089003.5 | (M8x25 DIN912) |

(*) also 8 page unit B32-S with 26 inch max. sheet size

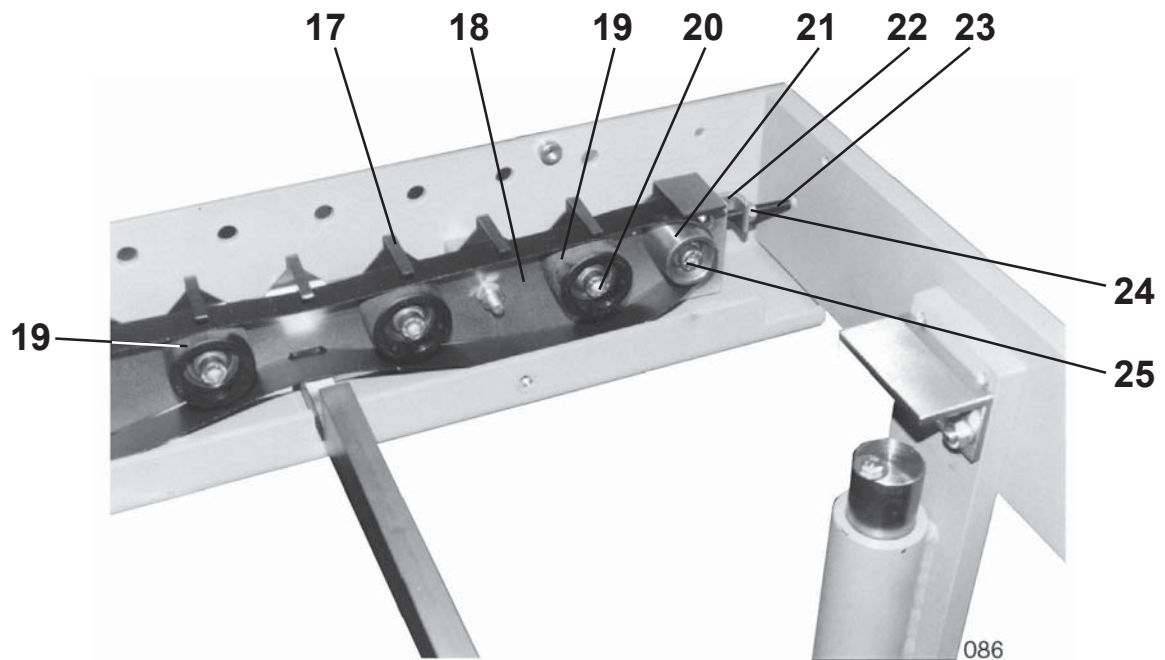
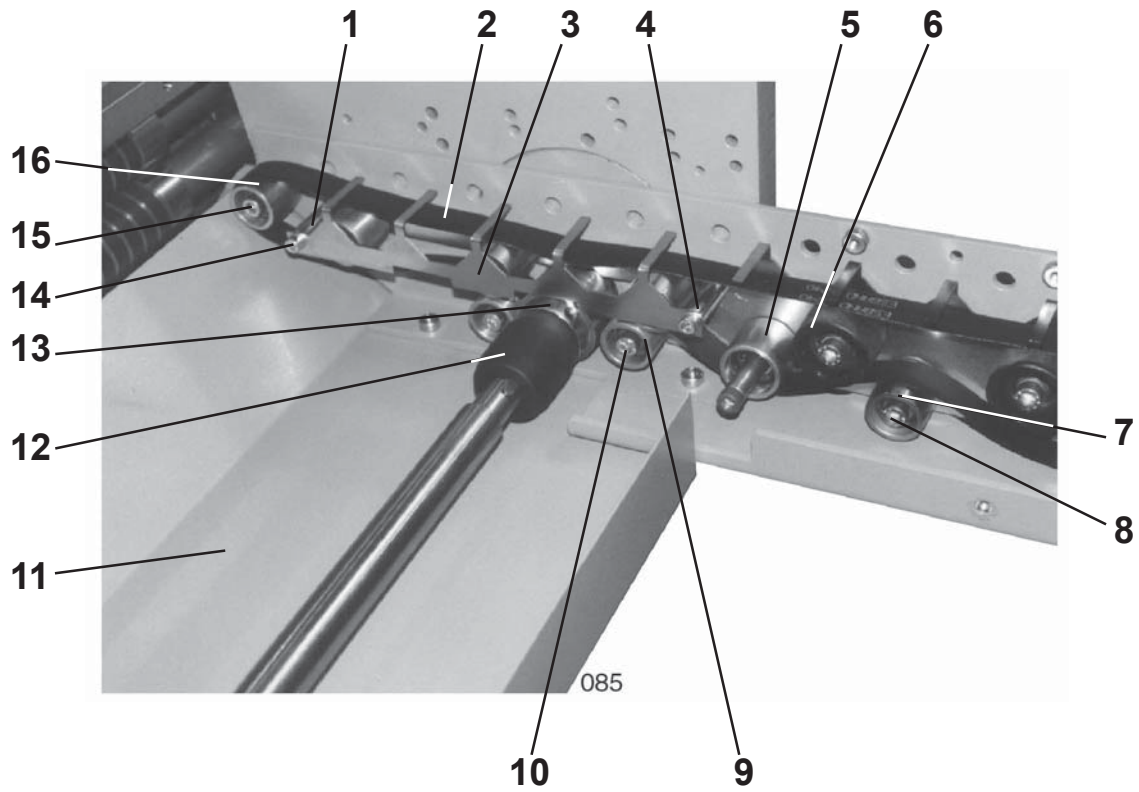


| | | | |
|-----------|---|----------------|---------------|
| 1 | bar | | |
| | B26-S 8 page unit (26 inch) | 17.7321.02 (*) | |
| | B32-S 8 page unit (32 inch) | 17.7321.14 | |
| 2 | infeed plate | | |
| | B26-S 8 page unit (26 inch) | 17.5161.10 (*) | |
| | B32-S 8 page unit (32 inch) | 17.5161.17 | |
| 3 | cover plate | 17.7361.25 | |
| 4 | bar | 17.7321.08 | |
| 5 | smoother rope | | |
| | B26-S 8 page unit (26 inch) | 17.7300.17 (*) | (A=29 inch) |
| | B32-S 8 page unit (32 inch) | 17.7300.35 | (A=34 inch) |
| 6 | cross ccarrier roller cpl. | | |
| | B26-S 8 page unit (26 inch) | 17.7400.01 (*) | |
| | B32-S 8 page unit (32 inch) | 17.7400.03 | |
| 7 | infeed plate | | |
| | B26-S 8 page unit (26 inch) | 17.7361.12 (*) | |
| | B32-S 8 page unit (32 inch) | 17.7361.52 | |
| 8 | smoother plate | | |
| | B26-S 8 page unit (26 inch) | 17.7361.34 (*) | |
| | B32-S 8 page unit (32 inch) | 17.7361.35 | |
| 9 | smoother | 17.7353.07 | |
| 10 | transport roller cpl. | 4.0.7300.210 | |
| 11 | rubber ring | 80 220 020 | |
| 12 | smoother | 17.7353.09 | |
| 13 | knurled screw | 00095810 | (M6x15 GN421) |
| 14 | smoother | 01.7264.00 | |
| 15 | tools | 17.7200.07 | |
| 16 | cover plate | 17.7361.27 | |
| 17 | smoother | | |
| | B26-S parallel unit and B32-S 8 page unit-26 inch | 17.7353.05 | (A=31 inch) |
| | B32-S parallel unit and B32-S 8 page unit-32 inch | 17.7353.11 | (A=26 inch) |
| 18 | smoother | 70 530 070 | |
| 19 | holder | 70 50 260 | |
| 20 | bar | 17.7353.08 | |
| 21 | knurled screw | 00095810 | (M6x15 GN421) |
| 22 | smoother | 17.7353.07 | |
| 23 | spring | 00102640 | (Z-089) |
| 24 | holder | 70 500 260 | |
| 25 | holder | 35.6853.01 | |
| 26 | knurled screw | 00095810 | (M6x15 GN421) |
| | pos 9 + 12 + 13 | | |
| | smoother cpl. | 17.7300.13 | |
| | pos. 17-21 | | |
| | smoother cpl. | | |
| | B26-S parallel unit and B32-S 8 page unit-26 inch | 17.7300.09 | (A=32 inch) |
| | B32-S parallel unit and B32-S 8 page unit-32 inch | 17.7300.34 | (A=26 inch) |
| | pos. 22-26 | | |
| | smoother cpl. | 17.7300.12 | |
| (*) | also 8 page unit B32-S with 26 inch max. sheet size | | |



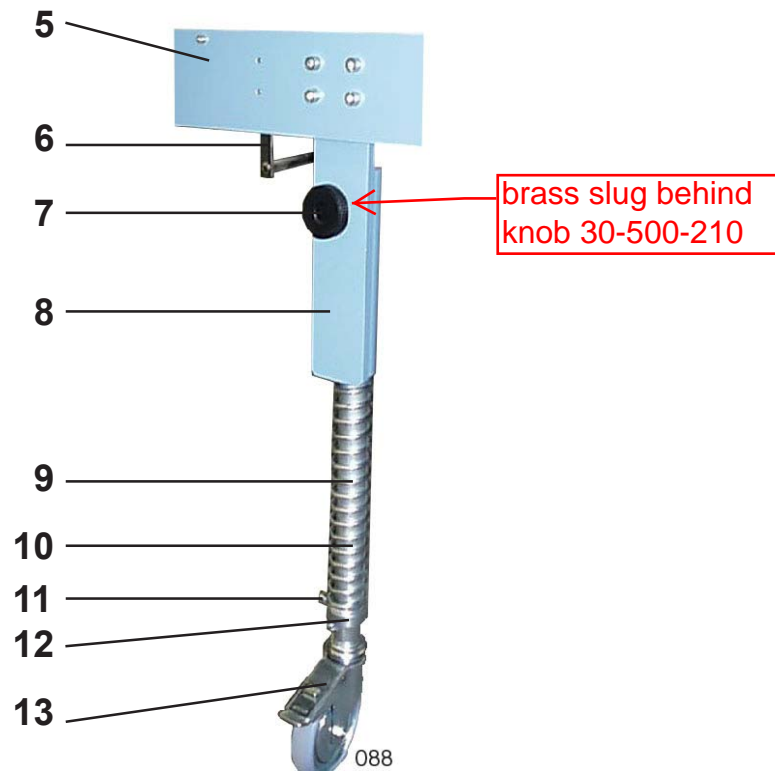
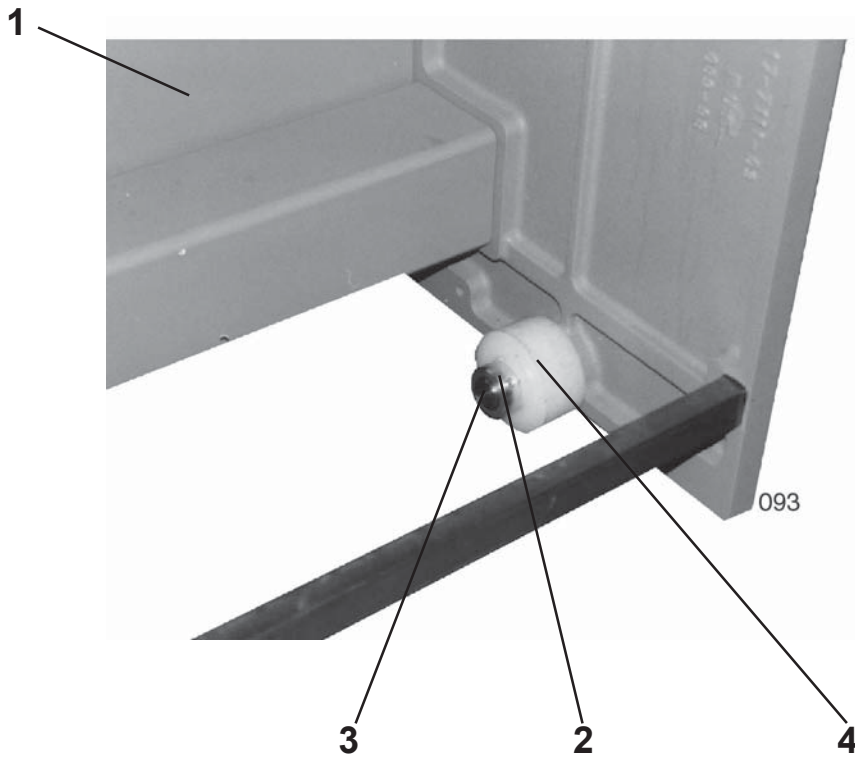
| | | | |
|----|-----------------------------|-----------------------|---------------------------------|
| 1 | knurled grip | 00100257 | (32-M6x10 SW- GN534) |
| 2 | collar | 17.7328.03 | |
| 3 | smoother plate | | |
| | B26-S 8 page unit (26 inch) | 17.7361.54 (*) | |
| | B32-S 8 page unit (32 inch) | 17.7361.53 | |
| 4 | handle | 13.2800.01 | |
| 5 | adjustment piece | 35.7212.01 | |
| 6 | knurled screw | 0087148.5 | (M8 DIN467) |
| 7 | screw | 35.7203.00 | |
| 8 | cap screw | 0093641.5 | (M8 DIN1587) |
| 9 | adjustment piece | 35.7212.00 | |
| 10 | bar | 2.0.7244.010 | |
| 11 | bar | 17.7215.01 | |
| 12 | handle | 00100266 | (M8x40 GN534) |
| 13 | excenter grip | 10 420 030 | |
| 14 | scale | 50 670 010 | |
| 15 | stay bolt | 17.7225.00 | |
| 16 | infeed plate | 17.7261.04 | |
| 17 | ruler | 17.7261.07 | |
| 18 | smoother plate | 17.7363.11 | |
| 19 | spring | 00102749 | (D150D) |
| 20 | cylinder screw | 0089086.5 | (M8x55 DIN912) |
| 21 | bolt | 17.7325.00 | |
| 22 | dis | 0095073.5 | (5,3 DIN 7349) |
| 23 | cylinder screw | 0088716.5 | (M5x30 DIN912) |
| 24 | double roller | 17.7200.00 | |
| 25 | spring | 00102772 | (D165C) |
| 26 | slide bar | 17.7261.11 | |
| 27 | knurled grip with screw | 00100268 0091403.5 | (32-M6 GN534) (M6x60 DIN939) |
| 28 | hexagon screw | 0095344.5 | (M5x35 DIN7991) |
| 29 | hexagon screw | 0090316.5 | (M5x50 DIN933) |
| 30 | holder | 17.7244.03 | |
| 31 | hexagon screw | 0090290.5 | (M5x40 DIN933) |
| 32 | block | 17.7244.01 | |
| 33 | smoother flat belt | 17.7200.05 | |
| 34 | spring | 00102562 | (10-3-1 Knörzer) |
| 35 | double roller bar | 17.7251.01 | |
| 36 | cylinder screw | 0088716.5 | (M5x30 DIN912) |
| 37 | reinforcing bar | 17.7241.00 | |

(*) also 8 page unit B32-S with 26 inch max. sheet size



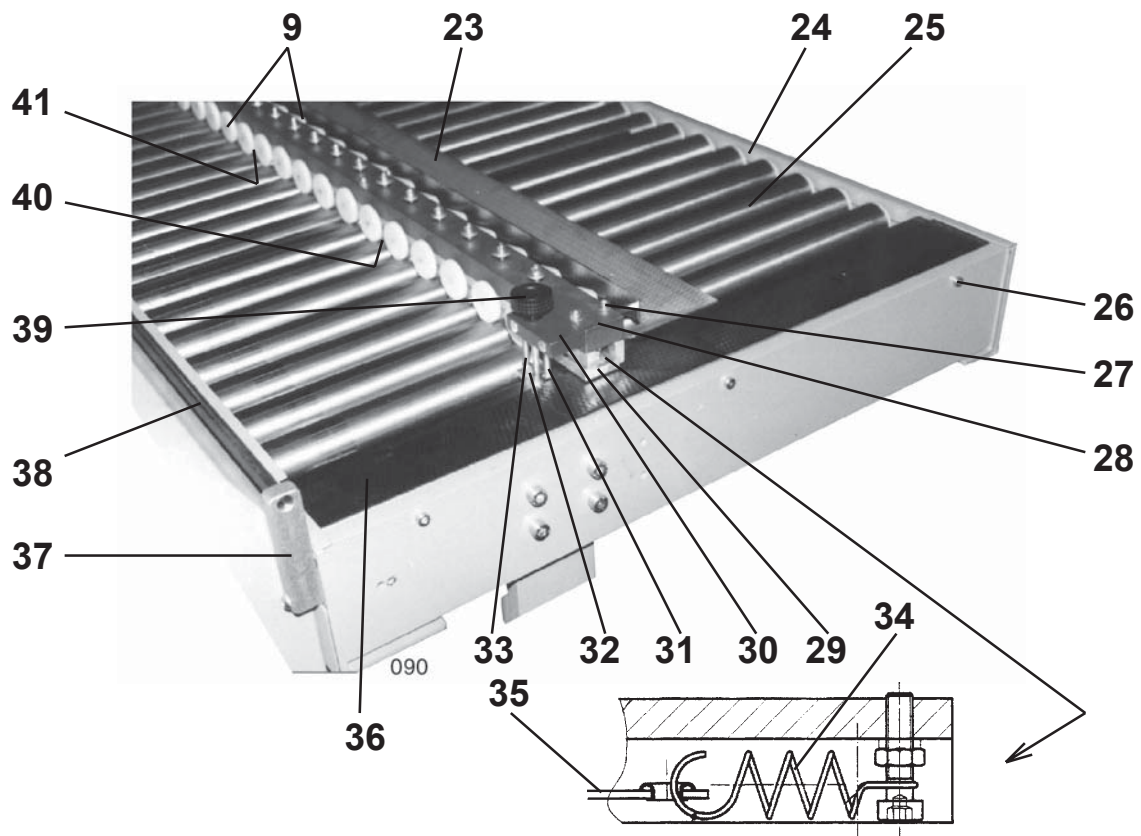
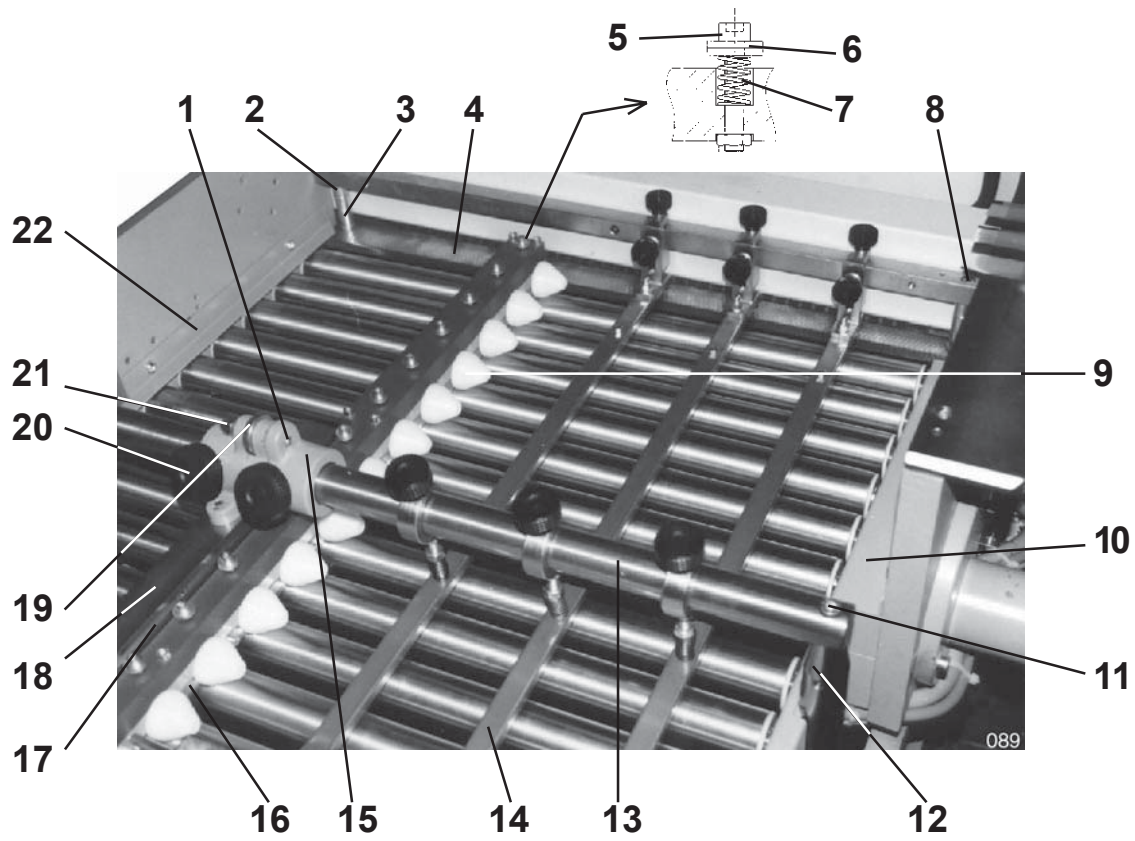
| | | | |
|----|-----------------------------|----------------|-----------------|
| 1 | distance | 17.7328.01 | |
| 2 | flat belt | 0106164 | (NE 21 20x3240) |
| 3 | finger protection | 17.7361.19 | |
| 4 | distance | 17.7328.05 | |
| 5 | tape roller | 17.7300.27 | |
| 6 | bearing | 00111781 | (F56.202 INA) |
| 7 | tape roller cpl. | 35.7300.09 | |
| 8 | cylinder screw | 0089011.5 | (M8x30 DIN912) |
| 9 | tape roller cpl. | 35.7300.14 | |
| 10 | cylinder screw | 0089052.5 | (M8x45 DIN912) |
| 11 | guard | | |
| | B26-S 8 page unit (26 inch) | 17.7361.08 (*) | |
| | B32-S 8 page unit (32 inch) | 17.7361.50 | |
| 12 | coupling piece | 01.5200.15 | |
| 13 | pulley | 1.0.5232.310 | |
| 14 | cylinder screw | 0088899.5 | (M6x55 DIN912) |
| 15 | cylinder screw | 0089045.5 | (M8x40 DIN912) |
| 16 | tape roller cpl. | 35.7300.09 | |
| 17 | guard | 17.7361.42 | |
| 18 | driving plate | 17.7364.14 | |
| 19 | bearing | 00111781 | (F56.202 INA) |
| 20 | cylinder screw | 0089011.5 | (M8x30 DIN912) |
| 21 | tape roller cpl. | 35.7300.09 | |
| 22 | belt tension lever | 17.7344.12 | |
| 23 | screw | 0089658.5 | (M6x40 DIN913) |
| 24 | nut | 0090852.5 | (M6 DIN934) |
| 25 | cylinder screw | 0089045.5 | (M8x40 DIN912) |

(*) also 8 page unit B32-S with 26 inch max. sheet size



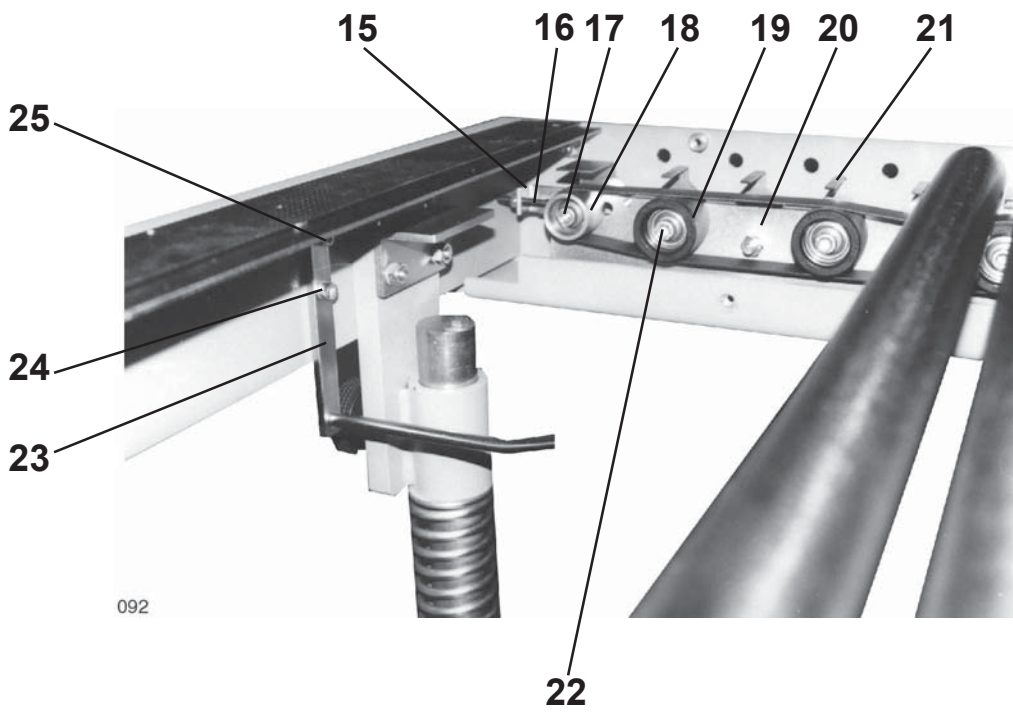
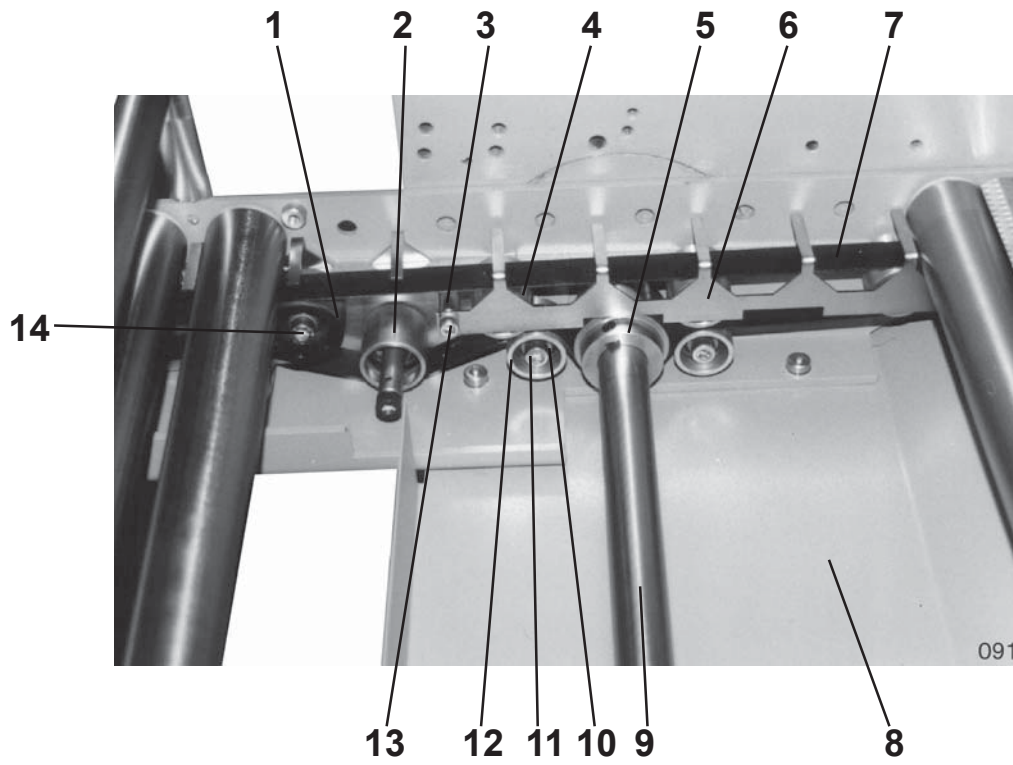
| | | | |
|-----------|-----------------------------|----------------|--------------------------|
| 1 | guard | | |
| | B26-S 8 page unit (26 inch) | 17.7161.02 (*) | |
| | B32-S 8 page unit (32 inch) | 17.7161.07 | |
| 2 | collar | 0088393.5 | |
| 3 | bolt | 5.0.7725.010 | (A25 DIN705) |
| 4 | wheel | 00104588 | (D80 with plain bearing) |
| 5 | traverse | | |
| | B26-S 8 page unit (26 inch) | 17.7341.04 (*) | |
| | B32-S 8 page unit (32 inch) | 17.7341.14 | |
| 6 | holder | 81.8500.16 | |
| 7 | knurled screw | 35.7100.64 | |
| 8 | holder | 17.7164.05 | |
| 9 | pression spring | 70 480 010 | |
| 10 | holder | 17.7121.02 | |
| 11 | screw | 0096065.5 | (ULS M8x25) |
| 12 | collar | 17.7303.00 | |
| 13 | caster wheel | 00104513 | (2477 DIK 125 R05) |

(*) also 8 page unit B32-S with 26 inch max. sheet size


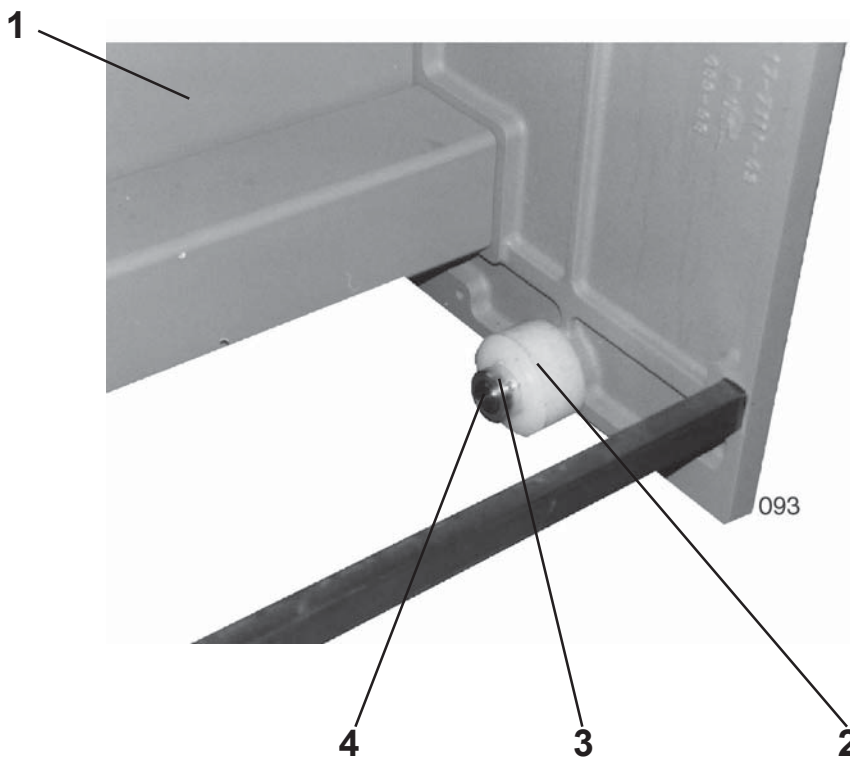


| | | | |
|----|----------------------------------|-----------------------|---------------------------------|
| 1 | screw | 35.7203.00 | |
| 2 | distance | 10.5128.01 | |
| 3 | distance | 10.5128.00 | |
| 4 | infeed plate | | |
| | B26-S 16page unit | 17.5161.12 | |
| | B32-S 16page unit | 17.5161.12 | |
| 5 | cylinder screw | 0088716.5 | (M5x30 DIN912) |
| 6 | disc | 0095073.5 | (5,3 DIN7349) |
| 7 | spring | 00102772 | (D-165C DIN2098) |
| 8 | cylinder screw | 0088872.5 | (M6x40 DIN912) |
| 9 | double roll | 17.7200.00 | |
| 10 | smoother plate | 17.7361.56 | |
| 11 | cylinder screw | 0089052.5 | (M8x45 DIN912) |
| 12 | bolt | 17.7325.00 | |
| 13 | adjustment bar | 17.7321.04 | |
| 14 | smoother cpl. | | |
| | by 8 page unit - B26-S (26 inch) | 17.7300.09 (*) | (32 inch) |
| | by 8 page unit - B32-S (32 inch) | 17.7300.34 | (26 inch) |
| 15 | adjustment piece | 35.7212.01 | |
| 16 | ruler | 17.7261.08 | |
| 17 | bar | 17.7215.02 | |
| 18 | bar | 2.0.7244.010 | |
| 19 | knurled nut | 0087148.5 | (M8 DIN467) |
| 20 | handle | 13.2800.01 | |
| 21 | cap nut | 0093641.5 | (M8 DIN1587) |
| 22 | cover plate | 17.7361.26 | |
| 23 | infeed plate | 17.7261.05 | |
| 24 | smoother plate | 17.7361.36 | |
| 25 | cross carrier roller | 17.7400.00 | |
| 26 | cylinder screw | 0088708.5 | (M5x25 DIN912) |
| 27 | cylinder screw | 0088716.5 | (M5x30 DIN912) |
| 28 | reinforcing bar | 17.7241.01 | |
| 29 | double roller bar | 17.7251.02 | |
| 30 | block | 17.7244.01 | |
| 31 | hexagon screw | 0090290.5 | (M5x40 DIN933) |
| 32 | holder | 17.7244.03 | |
| 33 | hexagon screw | 0090316.5 | (M5x50 DIN933) |
| 34 | spring | 00102562 | (10-3-1 Knörzer) |
| 35 | smoother flat belt | 17.7200.05 | |
| 36 | infeed plate | 17.7361.13 | |
| 37 | holder | 17.7344.11 | |
| 38 | bar | 17.7321.08 | |
| 39 | knurled grip with screw | 00100268 0091403.5 | (32-M6 GN534) (M6x60 DIN939) |
| 40 | slide bar | 17.7261.11 | |
| 41 | slide bar | 17.7261.10 | |

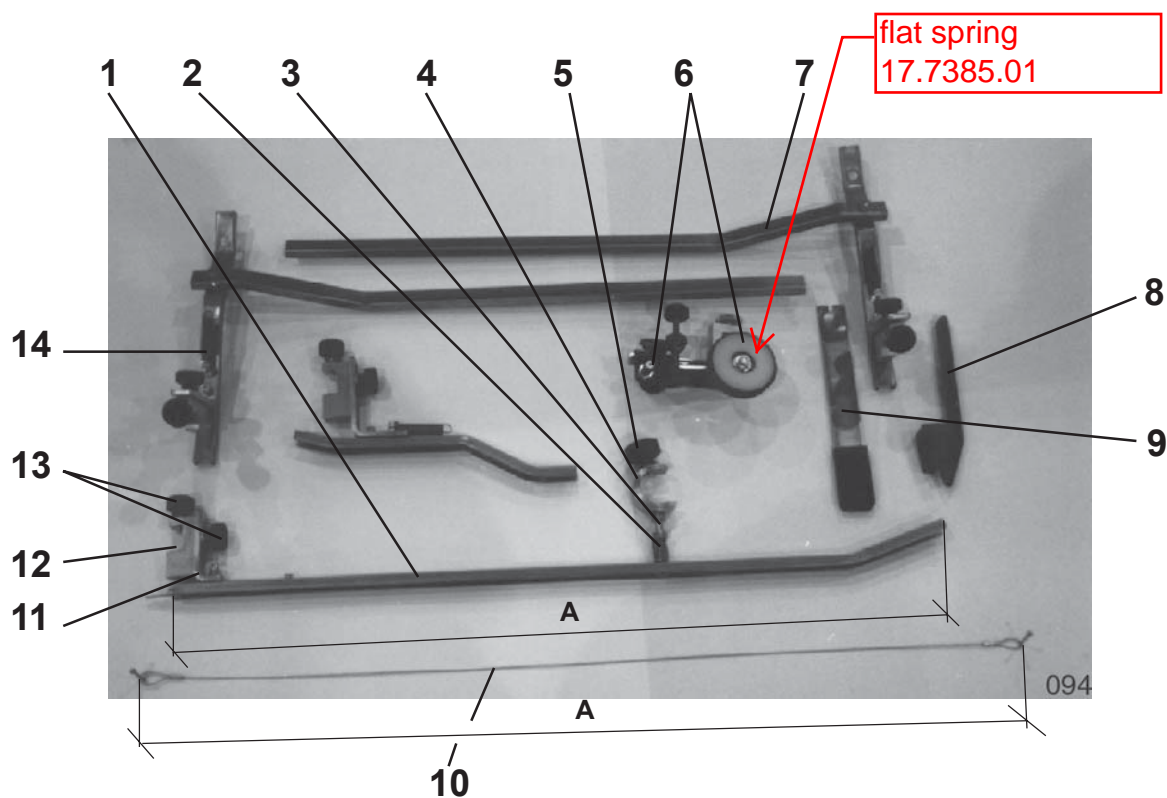
(*) also 8 page unit B32-S with 26 inch max. sheet size



| | | | |
|----|--------------------|--------------|-----------------|
| 1 | bearing | 00111781 | (F56.202 INA) |
| 2 | tape roller | 17.7300.27 | |
| 3 | distance | 17.7328.05 | |
| 4 | tape roller cpl. | 35.7300.09 | |
| 5 | pulley | 1.0.5232.310 | |
| 6 | finger protection | 17.7361.19 | |
| 7 | flat belt | 0106164 | (NE 21 20x3240) |
| 8 | guard | 17.7361.10 | |
| 9 | shaft | 17.5221.04 | |
| 10 | bearing | 00111799 | (F80.491 INA) |
| 11 | cylinder screw | 0089052.5 | (M8x45 DIN912) |
| 12 | roller | 17.7332.00 | |
| 13 | cylinder screw | 0088880.5 | (M6x45 DIN912) |
| 14 | cylinder screw | 0089011.5 | (M8x30 DIN912) |
| 15 | belt tension lever | 17.7344.12 | |
| 16 | screw | 0089658.5 | (M6x40 DIN913) |
| 17 | cylinder screw | 0089045.5 | (M8x40 DIN912) |
| 18 | tape roller cpl. | 35.7300.09 | |
| 19 | bearing | 00111781 | (F56.202 INA) |
| 20 | driving plate | 17.7364.14 | |
| 21 | guard | 17.7361.43 | |
| 22 | cylinder screw | 0089011.5 | (M8x30 DIN912) |
| 23 | holder | 81.8500.16 | |
| 24 | cylinder screw | 0088823.5 | (M6x20 DIN912) |
| 25 | sheet stop | 35.7153.00 | |
| | pos. 10-12 | | |
| | tape roller cpl. | 17.7300.14 | |

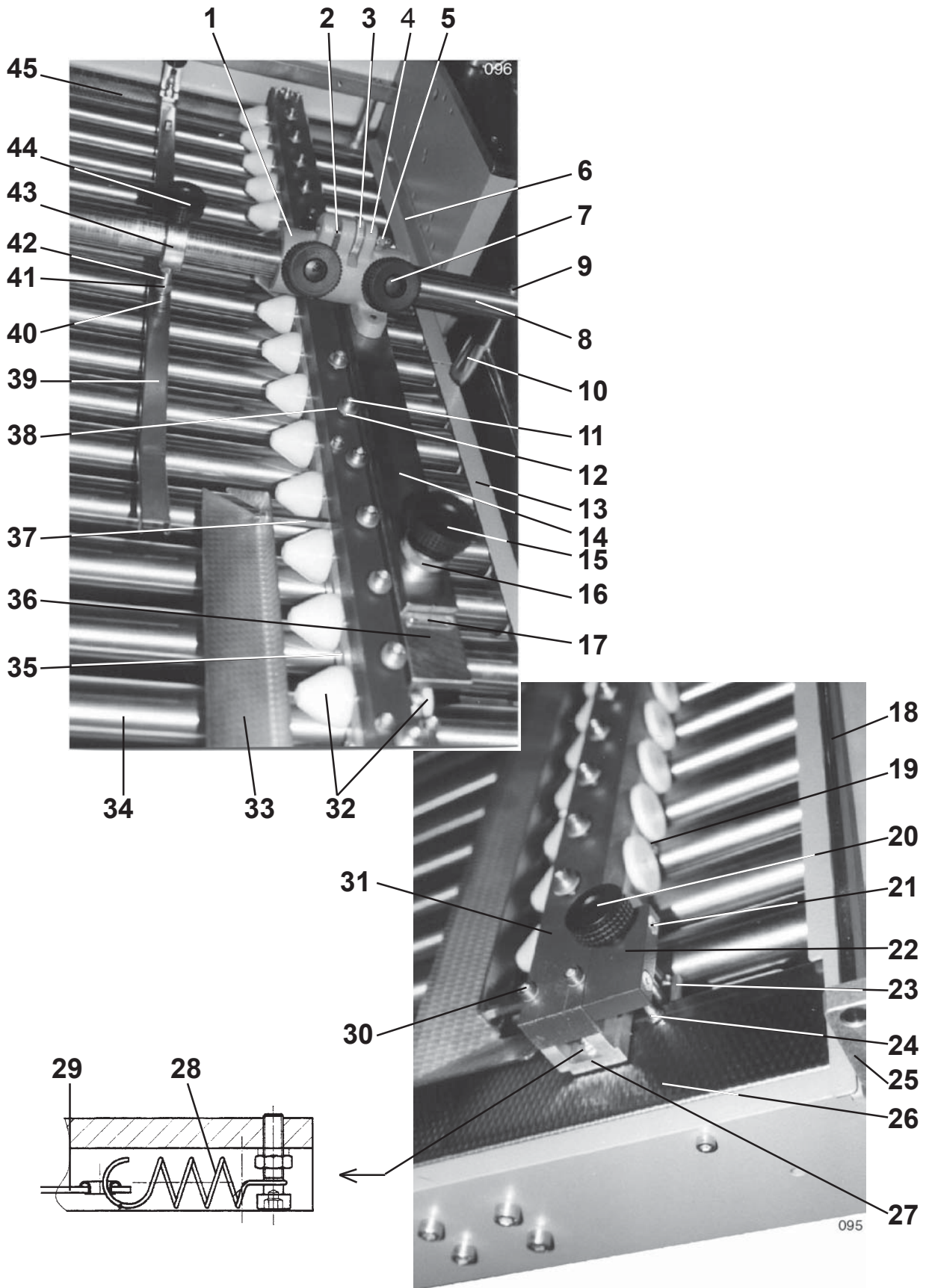


| | | | |
|----|-------------------------------------|--------------|--------------------------|
| 1 | guard | | |
| | B26-S/B32-S 16 page unit | 17.7161.04 | |
| | B26-S/B32-S 32 page unit | 17.7161.05 | |
| 2 | wheel | 00104588 | (D80 with plain bearing) |
| 3 | collar | 0088393.5 | (A25 DIN705) |
| 4 | bolt | 5.0.7725.010 | |
| 5 | holder | 4.0.7144.010 | |
| 6 | knurled screw | 35.7100.64 | |
| 7 | pression spring | | |
| | B26-S/B32-S 16 page unit | 70 480 010 | |
| | B26-S/B32-S 32 page unit | 01.7181.00 | |
| 8 | collar | 17.7303.00 | |
| 9 | holder | | |
| | B26-S/B32-S 16 page unit- 4 buckles | 4.0.7121.060 | |
| | B26-S/B32-S 16 page unit- 2 buckles | 4.0.7121.070 | |
| | B26-S/B32-S 32 page unit- 4 buckles | 17.7121.03 | |
| | B26-S/B32-S 32 page unit- 2 buckles | 17.7121.04 | |
| 10 | caster wheel | 00104513 | (2477 DIK 125 R05) |

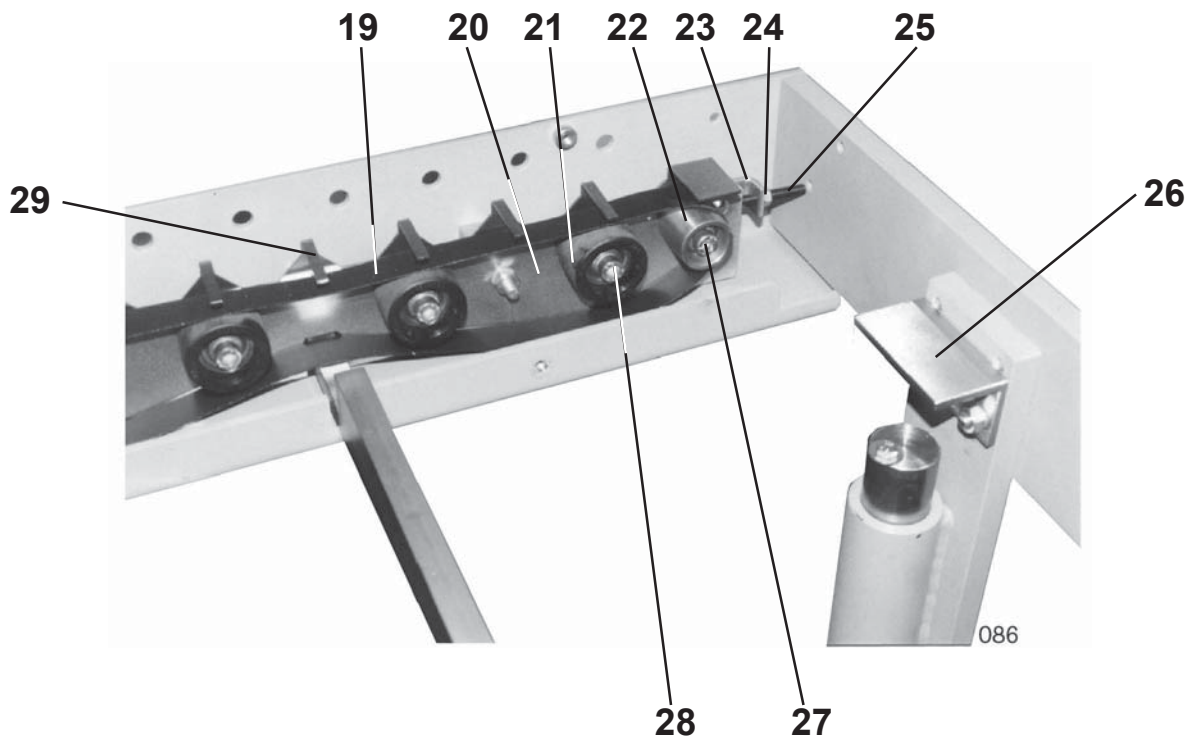
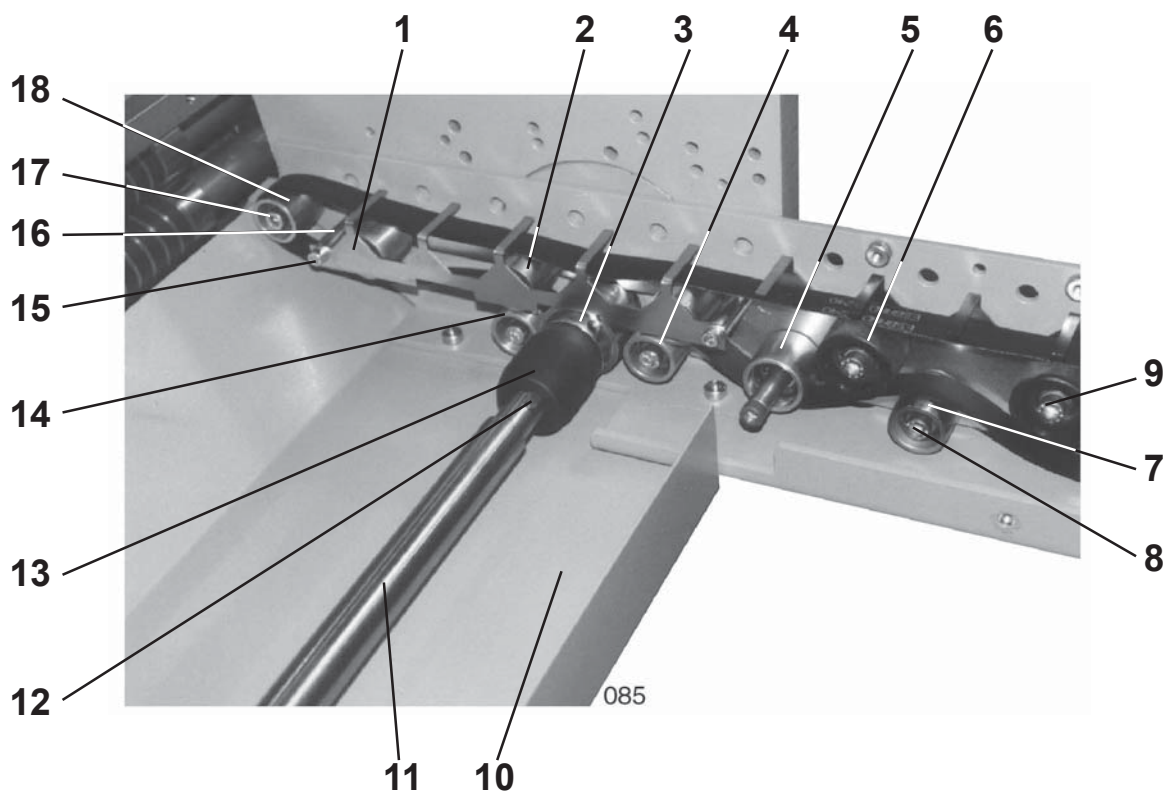


| | | | |
|-----------|---|----------------|---------------------|
| 1 | smoother | | |
| | B26-S 8 page unit and B26-S 16 page unit | 17.7353.05 (*) | (A=32 inch) |
| | B32-S 8 page unit and B32-S 16 page unit | 17.7353.11 | (A=26 inch) |
| | B32-S 8 page unit and B26-S 16 page unit | 17.7353.11 | (A=26 inch) |
| | B26-S/B32-S 16 page unit and B26-S/B32-S 32 page unit | 17.7353.06 | (A=27 inch) |
| 2 | spring | 00102749 | (D-150 DIN2098) |
| 3 | cylinder screw | 0089086.5 | (M8x55 DIN912) |
| 4 | collar | 17.7328.03 | |
| 5 | knurled grip | 00100257 | (M6x10 SW GN534-32) |
| 6 | transport roller cpl. | 4.0.7300.210 | |
| 7 | smoother cpl. | | |
| | B26-S/B32-S 8 page unit and B26-S/B32-S 32 page unit | 17.7300.13 | |
| 8 | smoother | 01.7264.00 | |
| 9 | tools | 17.7200.07 | |
| 10 | smoother rope cpl. | | |
| | B26-S/B32-S 16 + 32 page unit | 17.7300.18 | (A=24 inch) |
| 11 | bar | 17.7353.08 | |
| 12 | holder | 70 500 260 | |
| 13 | knurled screw | 00095810 | (M6x15 GN421) |
| 14 | smoother rope cpl. | | |
| | B26-S/B32-S 16 page unit | 17.7300.15 | |
| | pos. 1-5 + 11-13 | | |
| | smoother cpl. | | |
| | B26-S 8 page unit and B26-S 16 page unit | 17.7300.09 (*) | (A=32 inch) |
| | B32-S 8 page unit and B32-S 16 page unit | 17.7300.34 | (A=26 inch) |
| | B32-S 8 page unit and B26-S 16 page unit | 17.7300.34 | (A=26 inch) |
| | B26-S/B32-S 16 page unit and B26-S/B32-S 32 page unit | 17.7300.11 | (A=27 inch) |

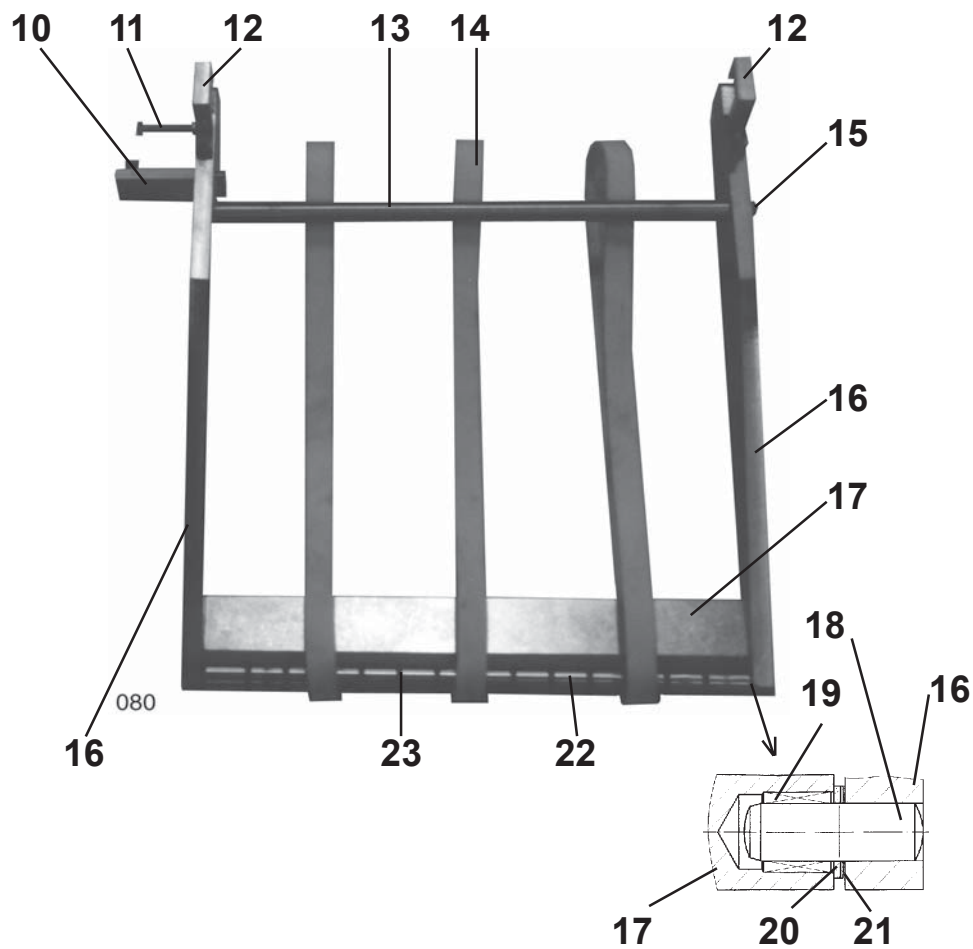

(*) also 8-page unit -B32-S with 26 inch max. sheet size



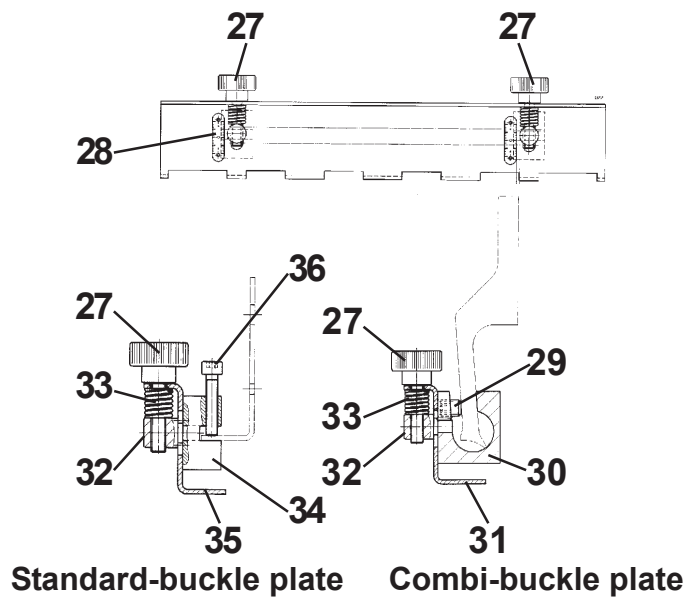
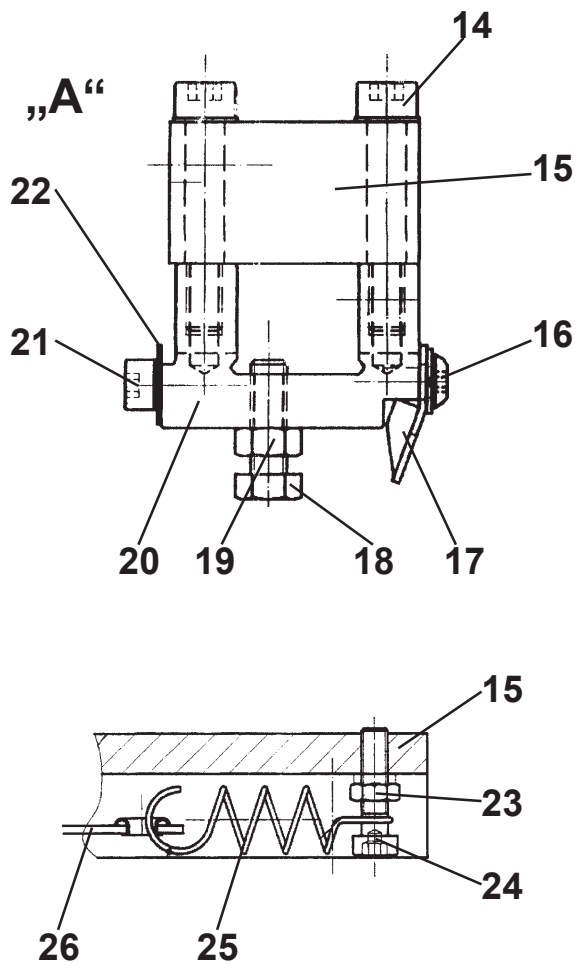

| | | | |
|----|------------------------------------|-----------------------|-----------------------------------|
| 1 | adjustment piece | 35.7212.01 | |
| 2 | screw | 35.7203.00 | |
| 3 | knurled nut | 0087148.5 | (M8 DIN467) |
| 4 | adjustment piece | 35.7212.00 | |
| 5 | cap nut | 0093641.5 | (M8 DIN1587) |
| 6 | cover plate | 17.7361.25 | |
| 7 | handle | 13.2800.01 | |
| 8 | adjustment bar | 17.7321.04 | |
| 9 | cylinder screw | 0089052.5 | (M8x45 DIN912) |
| 10 | bolt | 17.7325.00 | |
| 11 | cylinder screw | 0088716.5 | (M5x30 DIN912) |
| 12 | disc | 0095073.5 | (5,3 - DIN7349) |
| 13 | cover plate | 17.7361.29 | |
| 14 | bar | 2.0.7244.010 | |
| 15 | knurled grip | 00100269 | (GN534-40-M8-SW) |
| 16 | excenter grip | 10 420 030 | |
| 17 | scale | 50 670 010 | |
| 18 | bar | 17.7321.09 | |
| 19 | slide bar | 17.7261.12 | |
| 20 | knurled grip with screw | 00100268 0091403.5 | (GN534 - 32-M6) (M6x60 DIN939) |
| 21 | screw | 0095344.5 | (M5x35 DIN7991) |
| 22 | block | 17.7244.01 | |
| 23 | holder | 17.7244.03 | |
| 24 | hexagon screw | 0090290.5 | (M5x40 DIN933) |
| 25 | holder | 17.7344.11 | |
| 26 | infeed plate | 17.7361.14 | |
| 27 | double roller bar | 17.7251.03 | |
| 28 | spring | 00102562 | (10-3-1 Knörzer) |
| 29 | smoother belt | 17.7200.08 | |
| 30 | cylinder screw | 0088716.5 | (M5x30 DIN912) |
| 31 | reinforcing bar | 17.7241.02 | |
| 32 | double roller | 17.7200.00 | |
| 33 | infeed plate | 17.7261.06 | |
| 34 | cross carrier roller cpl. | 17.7400.00 | |
| 35 | ruler | 17.7261.09 | |
| 36 | bar | 17.7215.01 | |
| 37 | bolt | 17.7225.00 | |
| 38 | spring | 00102772 | (D-165C DIN2098) |
| 39 | smoother | 17.7353.06 | (669 length) |
| 40 | spring | 00102749 | (D-150D DIN2098) |
| 41 | nut | 0090878.5 | (M8 DIN934) |
| 42 | cylinder screw | 0089086.5 | (M8x55 DIN912) |
| 43 | collar | 17.7328.03 | |
| 44 | knurled grip | 00100257 | (GN534-32-M6x10-SW) |
| 45 | infeed plate | 17.5161.11 | |
| | pos. 39-44 smoother cpl. | 17.7300.11 | |



| | | | |
|----|--------------------|--------------|------------------|
| 1 | finger protection | 17.7361.19 | |
| 2 | tape roller | 35.7300.09 | |
| 3 | pulley | 1.0.5232.310 | |
| 4 | tape roller cpl. | 17.7300.14 | |
| 5 | tape roller | 17.7300.27 | |
| 6 | bearing | 00111781 | (F56.202 INA) |
| 7 | tape roller | 35.7300.09 | |
| 8 | cylinder screw | 0099011.5 | (M8x30 DIN912) |
| 9 | cylinder screw | 0089011.5 | (M8x30 DIN912) |
| 10 | guard | 17.7361.10 | |
| 11 | shaft | 17.5221.04 | |
| 12 | spring | 00094508 | (6x6x30 DIN6885) |
| 13 | coupling piece | 01.5200.15 | |
| 14 | cylinder screw | 0088899.5 | (M6x55 DIN912) |
| 15 | distance | 17.7328.01 | |
| 16 | cylinder screw | 0089045.5 | (M8x40 DIN912) |
| 17 | flat belt | 0106068 | (20x2735 NE 21) |
| 18 | driving plate | 17.7364.15 | |
| 19 | bearing | 00111781 | (F56.202 INA) |
| 20 | belt tension lever | 17.7344.12 | |
| 21 | nut | 0090852.5 | (M6 DIN934) |
| 22 | screw | 0089658.5 | (M6x40 DIN913) |
| 23 | sheet stop | 35.7153.00 | |
| 24 | cylinder screw | 0089045.5 | (M8x40 DIN912) |
| 25 | cylinder screw | 0089011.5 | (M8x30 DIN912) |
| 26 | guard | 17.7361.44 | |



| | | | |
|----|---|------------|----------------------------|
| 1 | holder | 35.6853.01 | |
| 2 | knurled screw | 0095810.5 | (M6x15 GN421) |
| 3 | infeed plate | 17.7561.00 | |
| 4 | double roller | 17.7200.00 | |
| 5 | smoother | 01.7264.00 | |
| 6 | smoother | 15.6885.00 | |
| 7 | cylinder screw | 0085910.5 | (M5x8 DIN84) |
| 8 | smoother | | |
| | B26-S parallel unit and B26-S 8 page unit-26 inch | 17.7553.00 | |
| | B32-S parallel unit and B32-S 8 page unit-32 inch | 17.7553.03 | |
| | B32-S parallel unit and B26-S 8 page unit-26 inch | 17.7553.00 | |
| 9 | cylinder screw | 00886335 | ((M5x16 DIN912) |
| 10 | holder | | |
| | B26-S parallel unit and B26-S 8 page unit-26 inch | 15.6844.01 | |
| | B32-S parallel unit and B32-S 8 page unit-32 inch | 17.7544.01 | |
| | B32-S parallel unit and B26-S 8 page unit-26 inch | 17.7544.01 | |
| 11 | screw | | |
| | B26-S parallel unit and B26-S 8 page unit-26 inch | 0090415.5 | (M6x50 DIN933) |
| | B32-S parallel unit and B32-S 8 page unit-32 inch | 0090373.5 | (M6x25 DIN933) |
| | B32-S parallel unit and B26-S 8 page unit-26 inch | 0090373.5 | (M6x25 DIN933) |
| 12 | holder | 15.6844.00 | |
| 13 | traverse | | |
| | B26-S parallel unit and B26-S 8 page unit-26 inch | 15.752100 | |
| | B32-S parallel unit and B32-S 8 page unit-32 inch | 15.7521.00 | |
| | B32-S parallel unit and B26-S 8 page unit-26 inch | 15.7521.00 | |
| 14 | tape | | |
| | B26-S parallel unit and B26-S 8 page unit-26 inch | 00105354 | (20x 925 - length 35 inch) |
| | B32-S parallel unit and B32-S 8 page unit-32 inch | 00105407 | (20x1070 - length 40 inch) |
| | B32-S parallel unit and B26-S 8 page unit-26 inch | 00105354 | (20x 925 - length 35 inch) |
| 15 | screw | 0096065.5 | (M8x25 ULS) |
| 16 | side frame | | |
| | B26-S parallel unit and B26-S 8 page unit-26 inch | 17.7515.00 | |
| | B32-S parallel unit and B32-S 8 page unit-32 inch | 17.7564.00 | |
| | B32-S parallel unit and B26-S 8 page unit-26 inch | 17.7515.00 | |
| 17 | traverse | | |
| | B26-S parallel unit and B26-S 8 page unit-26 inch | 15.7541.02 | |
| | B32-S parallel unit and B32-S 8 page unit-32 inch | 17.7541.02 | |
| | B32-S parallel unit and B26-S 8 page unit-26 inch | 17.7541.02 | |
| 18 | pin | 15.6803.00 | |
| 19 | shaft | 00110397 | (HK 1012) |
| 20 | washer | 00092230 | (10x16x1,2 DIN988) |
| 21 | washer | 00092213 | (10x16x0,5 DIN988) |
| 22 | tape roller | | |
| | B26-S parallel unit and B26-S 8 page unit-26 inch | 15.7254.00 | |
| | B32-S parallel unit and B32-S 8 page unit-32 inch | 17.7524.00 | |
| | B32-S parallel unit and B26-S 8 page unit-26 inch | 17.7524.00 | |
| 23 | o-ring | 00101123 | (3,0x15) |



| | | | |
|----|----------------------------------|--------------|------------------|
| 1 | smoother | 01.7264.00 | |
| 2 | infeed plate | 17.7561.00 | |
| 3 | handle | 00100266 | (M8x40 GN534) |
| 4 | excenter grip | 10 420 030 | |
| 5 | bar | 2.0.1244.010 | |
| 6 | handle | 13.2800.01 | |
| 7 | adjustment piece | 35.7212.01 | |
| 8 | knurled nut | 0087155.5 | (M8 DIN467) |
| 9 | nut | 0093641.5 | (M8 DIN 1587) |
| 10 | adjustment piece | 35.7212.00 | |
| 11 | knurled grip | 00100268 | (M6x32 GN534) |
| 12 | collar | 17.7328.03 | |
| 13 | smoother | | |
| | 8 page unit - 26 inch | 17.7553.01 | |
| | 8 page unit - 32 inch | 17.7553.02 | |
| 14 | cylinder screw | 0088716.5 | (M5x30 DIN912) |
| 15 | reinforcing bar | | |
| | 8 page unit - 26 inch | 17.7541.00 | |
| | 8 page unit - 32 inch | 17.7541.03 | |
| 16 | screw | 0095927.5 | (M4x8 ULS) |
| 17 | ruler | | |
| | 8 page unit - 26 inch | 17.7561.01 | |
| | 8 page unit - 32 inch | 17.7561.09 | |
| 18 | hexagon screw | 0090241.5 | (M5x16 DIN933) |
| 19 | screw | 0090845.5 | (M5 DIN934) |
| 20 | double roller bar | | |
| | 8 page unit - 26 inch | 17.7551.00 | |
| | 8 page unit - 32 inch | 17.7551.02 | |
| 21 | cylinder screw | 0088567.5 | (M4x6 DIN912) |
| 22 | slide bar | | |
| | 8 page unit - 26 inch | 17.7561.03 | |
| | 8 page unit - 32 inch | 17.7561.11 | |
| 23 | nut | 0092122.5 | (M5 DIN985) |
| 24 | cylinder screw | 0094668.5 | (M5x20 DIN6912) |
| 25 | spring | 00102562 | (10-3-1 knörzer) |
| 26 | smoother flat belt | | |
| | 8 page unit - 26 inch | 17.7500.23 | |
| | 8 page unit - 32 inch | 17.7500.30 | |
| 27 | knurled screw | 00095860 | (M6x25 GN421) |
| 28 | scale | 50 670 010 | |
| 29 | screw | 0089680.5 | (M8x10 DIN933) |
| 30 | clamping piece | 10.7544.00 | |
| 31 | sheet stop combi-plate | | |
| | 8 page unit - 26 inch | 17.7561.13 | |
| | 8 page unit - 32 inch | 17.7561.06 | |
| 32 | bolt | 3.0.7525.010 | |
| 33 | pression spring | 50 480 090 | |
| 34 | clamping piece | 3.0.7544.050 | |
| 35 | sheet stop standard buckle plate | | |
| | 8 page unit - 26 inch | 17.7561.05 | |
| | 8 page unit - 32 inch | 17.7561.07 | |
| 36 | cylinder screw | 0088708.5 | (M5x25 DIN912) |
| | pos.27-33 | | |
| | (combi-plate (2x)) | | |
| | sheet stop cpl. | | |
| | for 8 page unit -26 inch | 17.7500.04 | |
| | sheet stop cpl. | | |
| | for 8 page unit -32 inch | 17.7500.06 | |
| | pos.27+32-36 | | |
| | (standard-buckle plate (2x)) | | |
| | sheet stop cpl. | | |
| | for 8 page unit -26 inch | 17.7500.05 | |
| | sheet stop cpl. | | |
| | for 8 page unit -32 inch | 17.7500.07 | |

Alterations reserved



MBO
Folding Technology

Binder & CO.
Postfach 1169
D-71567 Oppenweiler

Telefon 07191 / 46-0
Telefax 07191 / 4677
<http://www.mbo-folder.com>