

Kombifalzmaschine Combi folding machine Plieuse mixte

Ersatzteilliste
Spare part list
Liste des pieces de rechange



01270

 K 660 - 760

Für künftige Verwendung aufbewahren!
Alterations reserved!
Sous réserve de modifications!

Dieser Ersatzteilkatalog zeigt alle wichtigen Teile der Maschine, Schuppenauslage und Anleger.
Die Nummerierung der einzelnen Teile entspricht unseren Werksnummern.
Bei Bestellungen bitten wir, immer diese Nummern anzugeben.
Dadurch ist eine schnelle und fehlerfreie Bearbeitung möglich.

**Außerordentlich wichtig bei Ersatzteilbestellungen ist die Typenbezeichnung Ihrer Maschine.
Bitte geben Sie uns stets die Maschinentype und die Seriennummer bei Bestellungen mit an.**

This spare part list shows all important parts of the machine, delivery and feeder.
When ordering please indicate part no.
Therefore, it will be possible to execute your order without delay.

It is also very important to state the type of machine and its serial number for which the spare parts are needed.



Ce catalogue de pièces détachées présente les pièces essentielles de la machine, sortie et margeur. La numérotation de chaque pièce correspond à nos numéros d'identification.
Lors de vos commandes veuillez toujours indiquer ces numéros.
Ainsi le traitement de vos commandes sera plus rapide et sans erreur.

Lors de vos commandes de pièces détachées, nous vous invitons d'indiquer le type de votre machine et le numéro de série.



Inhaltsverzeichnis

| Verzeichnis | | | Seite |
|----------------------|-----------------------|----------------------------|---------|
| Contens | | | Page |
| Index | | | Page |
| Schrägbandtisch | Alignment table | Table de rectificatoin | 04-17 |
| Parallelbruch | Parallelfold | Pli parallèle | 18-37 |
| Kreuzbruch | Crossfold | Pli croisé | 38-67 |
| Dreibruch | Threefold | 3ème pli | 68-95 |
| Falzwalzen | folding rollers | cylindre | 96-101 |
| Mech.-Antrieb | Mechanical-drive | mécanique entraînement | 102-107 |
| Falztaschen | Buckle plates | Poche | 106-113 |
| Kombi-Falztaschen | Combi.-buckle plates | Poche peigne | 114-117 |
| Falztasche KTL | Buckle plates KTL | Poche KTL | 118-123 |
| Falztasche S-KTL | Buckle plates S-KTL | Poche S-KTL | 124-127 |
| Fensterfalztasche | Buckle plates window | Poche fenêtre | 128-141 |
| Anschläge/Abstreifer | limit stopper/scraper | arrê/tracle | 142-145 |
| Schutzeinrichtungen | protective gear | dispositifs pl protecteurs | 146-155 |
| Bänder/Riemenliste | belt/strap list | bande/courroie liste | 156-157 |



Schrägbandtisch / alignment table / table de rectificatoin





| | | | | |
|----|--------------------------|-----------------------|---------------------------|--------------|
| 1 | Niederhalter kpl. | blank holder cpl. | serre-flan cpl. | 01.4200.007 |
| 2 | Kugel-Stahl | ball-steel | boule-acier | 0110288 |
| 3 | Kugel-Kunststoff | ball-artificial | boule-matière imitée | 0110262 |
| 4 | Deckleiste | tringle | moulure | 1.0.4241.310 |
| 5 | Kugelleiste | ball-strip | boule-listel | 1.0.4262.311 |
| 6 | Stiftschraube | locking screw | boulon fileté | 10.4229.00 |
| 7 | Sterngriff | star grip | poignée-étoile | 0101881 |
| 8 | Halter | holder | support | 1.0.4244.330 |
| 9 | Schutzblech | guard plate | tôle de sécurité | 10.5164.014 |
| 10 | Büchse | bush[ing] | douille | 10.4126.010 |
| 11 | Lasche | butt strap | couvre-joint | 1.0.4264.300 |
| 12 | Leitschiene kpl. | guide bar cpl. | glissière de guidage cpl. | 01.4200.006 |
| 13 | Jalousie | jalousie | jalousie | 01.4400.00 |
| 14 | Stange K 660 | bar K 660 | perche K 660 | 01.4121.04 |
| | Stange K 760 | bar K 760 | perche K 760 | 01.4121.05 |
| 15 | Einlaufblech R-Anleger | inletsteel R-feeder | rodagetôle R-rotary | 01.5163.01 |
| | Einlaufblech F-Anl. 4 TA | inletsteel F-feeder 4 | rodagetôle F-rotary 4 | 01.5163.013 |
| | Einlaufblech F-Anl. 6 TA | inletsteel F-feeder 6 | rodagetôle F-rotary 6 | 01.5163.016 |
| 16 | Traverse | crosshead | traverse | 01.5141.05 |





| | | | | |
|---|-----------------------|-----------------------|--------------------------------|-------------|
| 1 | Lichtschranken-Halter | support light barrier | appui barrage photoélectrique | 17.4162.12 |
| 2 | Reflexionslichttaster | reflex light scanner | reflet détecteur à spot mobile | 0131583 |
| 3 | Winkel | angle | angle | 21.4062.001 |
| 4 | Gewindebolzen | threaded bolt | boulon fileté | 35.4125.01 |
| | Sterngriff | star grip | poignée-étoile | 0101881 |





| | | | | |
|---|----------------------|-------------------|------------------------|--------------|
| 1 | Jalousie | jalousie | jalousie | 01.4400.00 |
| 2 | Kugel-Kunststoff | ball-artificial | boule-matière imitée | 0110262 |
| 3 | Kugel-Stahl | ball-steel | boule-acier | 0110288 |
| 4 | Sterngriff | star grip | poignée-étoile | 0101881 |
| 5 | Niederhalter kpl. | blank holder cpl. | serre-flan cpl. | 01.4200.007 |
| 6 | Lasche | butt strap | couvre-joint | 1.0.4264.300 |
| 7 | Stiftschraube | locking screw | boulon fileté | 10.4229.00 |
| 8 | Führungsstange K 660 | drag link K 660 | tige conductrice K 660 | 17.4121.10 |
| | Führungsstange K 760 | drag link K 760 | tige conductrice K 760 | 17.4121.00 |




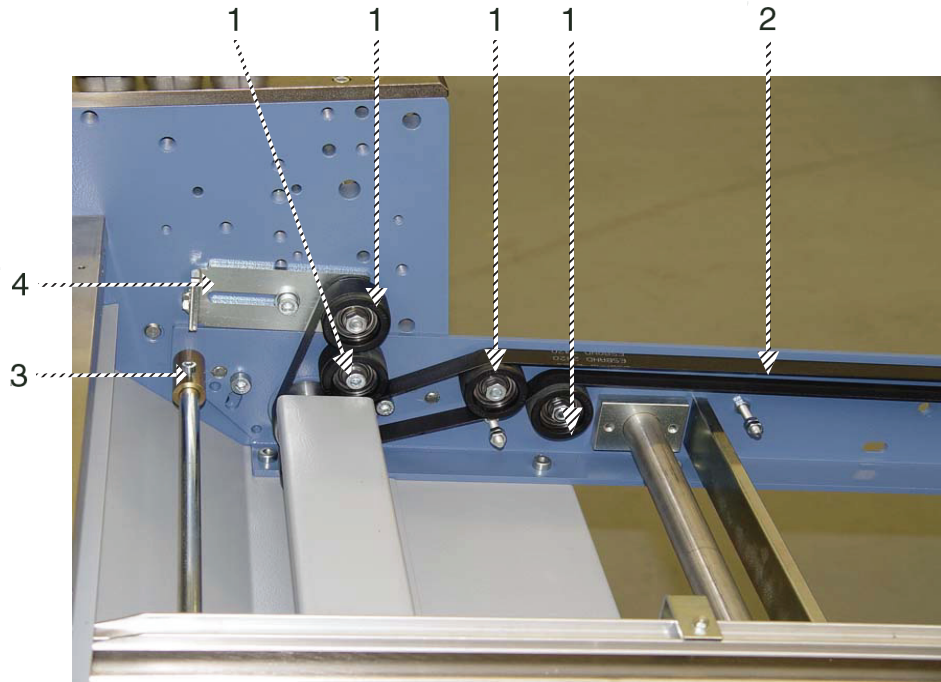
| | | | | |
|----|-------------------|-----------------------|--------------------------|--------------|
| 1 | Laufrolle | flow roller | marche molette | 1.0.4232.01 |
| 2 | Band | belt | bande | 0106924 |
| 3 | Kugelleiste | ball-strip | boule-listel | 1.0.4262.311 |
| 4 | Halter | holder | support | 1.0.4244.330 |
| 5 | Sechskantschraube | hexagon head | boulon à tête hexagonale | 0090404.5 |
| 6 | Zylinderschraube | socket head cap screw | vis à tête cylindrique | 0088617.5 |
| 7 | Rollenhalter | rolling holder | support rouler | 1.0.4244.320 |
| 8 | Distanzhülse | distance bushing | distance manchon | 60 290 041 |
| 9 | Welle K 660 | shaft K 660 | arbre K 660 | 17.5221.00 |
| | Welle K 760 | shaft K 760 | arbre K 760 | 17.5221.06 |
| | Kupplungsstück | coupling half | demi-accouplement | 3.0.5326.024 |
| 10 | Bandrolle kpl. | tape roller cpl. | boulon ajuste cpl. | 1.0.4200.300 |
| 11 | Führungsrolle | guide roller | roulette de guidage | 0111773 |



| | | | | |
|----|-------------------|-------------------|-------------------------------|--------------|
| 1 | Exzentergriff | eccentric handle | excentrique manche | 1.0.4229.300 |
| 2 | Kordelgriff | knurled handle | molette manche | 0100268 |
| 3 | Stellscheibe | adjusting disc | vis de disque | 10 300 042 |
| 4 | Einlaufblech | inletsteel | rodagetôle | 1.0.4262.301 |
| 5 | Senkschraube | countersunk screw | vis à tête conique ou fraisée | 0095240.5 |
| 6 | Bandrolle | tape roller | bande molette | 5.0.4232.041 |
| 7 | Band | belt | bande | 0106924 |
| 8 | Tellerfeder | disk spring | ressort à disques | 5.0.4283.010 |
| 9 | Rolle | roller | molette | 5.0.4231.010 |
| 10 | Kugellager | ball bearing | roulement à billes | 0109686 |
| 11 | Lagerbolzen | bearing neck | tourillon | 5.0.4225.011 |
| 12 | Sechskantschraube | hexagon head | boulon à tête hexagonale | 0090233.5 |
| 13 | Sechskantmutter | hexagon nut | écrou hexagonal | 0086959.5 |
| 14 | Lagerbolzen | bearing neck | tourillon | 2.0.4525.010 |
| 15 | Abdruckhebel | pressure lever | éjection levier | 2.0.4543.011 |





| | | | | |
|----|-------------------|---------------------------|---------------------------|--------------|
| 1 | Winkel | angle | angle | 1.0.4541.300 |
| 2 | Endschalter | limit stop | interrupteur | 0126417 |
| 3 | Lasche | butt strap | couvre-joint | 10 490 150 |
| 4 | Zugfeder | extension spring | ressort de traction | 20 480 181 |
| 5 | Leitschiene | guide bar | glissière de guidage | 01.4263.002 |
| 6 | Achse | arbor | arbre | 01.4121.02 |
| | Achse | arbor | arbre | 01.4121.03 |
| 7 | Doppelbogensperre | double sheet control cpl. | arrêt double-feuille cpl. | 1.0.4500.300 |
| | Lagerbock | bearing block | support | 1.0.4544.300 |
| 8 | Halter | holder | support | 1.0.4244.330 |
| 9 | Druckfeder | compression spring | ressort de ou à pression | 20 480 150 |
| 10 | Scheibe | disc | discue | 0087062 |





| | | | | |
|---|----------------|------------------------|-------------------------|-------------|
| 1 | Bandspannrolle | belt stretching roller | poulie de tension bande | 0111781 |
| 2 | Band F-Anleger | belt F-feeder | bande F-pile | 0105909 |
| | Band R-Anleger | belt R-feeder | bande R-pile | 0105908 |
| 3 | Büchse | bush[ing] | douille | 10.4126.010 |
| 4 | Halter | holder | support | 35.5244.05 |



Parallelbruch / Parallelfold / Pli parallèle




| | | | | |
|----|----------------------|-------------------------|--------------------------|--------------|
| 1 | Halter | holder | support | 1.0.5415.310 |
| 2 | Druckfeder | compression spring | ressort de ou à pression | 50 480 080 |
| 3 | Bolzen | pin | goujon | 1.0.5325.011 |
| 4 | Lasche | clip | éclisse | 1.0.5444.300 |
| 5 | Kerbstift-Zylinder | grooved [dowel] pin | goupille cannelée | 0092805 |
| 6 | Feder | spring | clavette | 0102947 |
| 7 | Halteplatte | mechanism plate | platine | 10.6344.01 |
| 8 | Sechskant-Mutter | hexagon nut | écrou hexagonal | 0086876.5 |
| 9 | Distanzhülse | distance sleeve | manchon distance | 10.5328.00 |
| 10 | Bolzen | pin | goujon | 5.0.5325.061 |
| 11 | Zylinderschraube | socket head cap screw | vis à tête cylindrique | 0088880.5 |
| 12 | Stellstück | adjusting piece | organe de commande | 17.5444.10 |
| 13 | Stellstück | adjusting piece | organe de commande | 17.5444.05 |
| 14 | Stellstück | adjusting piece | organe de commande | 17.5444.01 |
| 15 | Bolzen | pin | goujon | 35.5125.00 |
| 16 | Walzenhebel B.-Seite | rollers lever B-side | râtelier rouleaux B-sens | 01.5311.000 |
| | Walzenhebel A.-Seite | rollers lever A-side | râtelier rouleaux A-sens | 17.5311.00 |
| 17 | Stellstück | adjusting piece | organe de commande | 17.5444.06 |
| 18 | Stellstück | adjusting piece | organe de commande | 17.5444.03 |
| 19 | Stellstück | adjusting piece | organe de commande | 01.5444.018 |
| 20 | Steckachse kpl. | full floating axle cpl. | demi-arbre cpl. | 01.5300.040 |
| 21 | Steckachse kpl. | full floating axle cpl. | demi-arbre cpl. | 01.5300.039 |





| | | | | |
|----|------------------------------|-------------------------------|----------------------------------|--------------|
| 1 | Griff | handle | manche | 1.0.5416.320 |
| 2 | Bolzen | pin | goujon | 35.5125.00 |
| 3 | Walzeneinstellung kpl. 4 Ta. | foldroller setting cpl. 4 Ta. | appareils ajustage cpl. 4 Ta | 01.5400.036 |
| | Walzeneinstellung kpl. 6 Ta. | foldroller setting cpl. 6 Ta. | appareils ajustage cpl. 6 Ta | 01.5400.040 |
| 4 | Kugellager | ball bearing | roulement à billes | 0109678 |
| | Sicherungsring | locking ring | circlip | 0087452 |
| | Tellerfeder | disk spring | ressort à disques | 0103317 |
| 5 | Feder | spring | clavette | 0102947 |
| 6 | Kugellager | ball bearing | roulement à billes | 0109728 |
| 7 | Handrad | handwheel | roue à main | 0111906 |
| | Passfeder | feather key | clavette parallèle fixée par vis | 0094318 |
| 8 | Steckachse | full floating axle | demi-arbre | 10.5300.06 |
| 9 | Steckachse kpl. | full floating axle cpl. | demi-arbre cpl. | 01.5300.040 |
| 10 | Steckachse kpl. | full floating axle cpl. | demi-arbre cpl. | 01.5300.039 |
| 11 | Druckstück | thrust piece | membre de pression | 1.0.5415.320 |
| 12 | Abdruckbügel | pressure bow | empreinte archet | 2.0.5486.010 |
| 13 | Sicherung-Klemme | fuse terminal | borne-fusible | 0101592 |
| | Lagerbuchse | bearing bush | coussinet | 0110668 |
| | Bolzen | pin | goujon | 17.5325.01 |
| 14 | Lasche | clip | éclisse | 1.0.5444.310 |
| 15 | Lagerflansch | pedestal | support | 01.5227.019 |
| | Lagerflansch | pedestal | support | 01.5227.022 |
| | Lagerflansch | pedestal | support | 01.5227.024 |
| 16 | Welle | shaft | arbre | 01.5221.04 |
| | Welle | shaft | arbre | 01.5221.008 |
| | Welle | shaft | arbre | 0094508 |
| | Kupplungsstück | coupling half | demi-accouplement | 01.5200.15 |
| 17 | Feder | spring | clavette | 0102761 |
| 18 | Ringschraube | ring bolt | vis à anneau de levage | 0101428 |
| 19 | Halter | holder | support | 1.0.5443.300 |
| 20 | Bolzen | pin | goujon | 10.5125.006 |
| 21 | Tellerfeder | disk spring | ressort à disques | 0103317 |
| | Sicherungsring | locking ring | circlip | 0087452 |
| | Kugellager | ball bearing | roulement à billes | 0109652 |





| | | | | |
|----|-------------------|-------------------------|-----------------------|-------------|
| 1 | Messerwelle kpl. | slitter shaft cpl. | arbre de couteau cpl. | 01.5300.049 |
| 2 | Falzwalze K 660 | foldroller K 660 | cylindre K 660 | 01.5300.03 |
| | Falzwalze K 760 | foldroller K 760 | cylindre K 760 | 01.5300.03 |
| 3 | Bandwalze kpl. | tape roller cpl. | rouleau de tapis cpl. | 10.5300.02 |
| 4 | Mutter | nut | écrou | 01.5329.00 |
| 5 | Paßschraube | stripper bolt | boulon ajusté | 0096206 |
| 6 | Taschenleiste | pocketable strip | de poche rebord | 01.5144.006 |
| 7 | Steckachse kpl. | full floating axle cpl. | demi-arbre cpl. | 10.5300.06 |
| 8 | Haltestange | stay bar | rail de retenue | 10.6429.04 |
| 9 | Transportrolle | transport roller | galet de transport | 01.5339.00 |
| 10 | Stellschraube | adjusting screw | vis-pointeau d'arrêt | 50 370 040 |
| 11 | Lagerflansch kpl. | pedestal cpl. | support cpl. | 10.5200.081 |
| 12 | Lagerhebel | bearing lever | support levier | 35.5300.42 |





| | | | | |
|----|----------------------------|-------------------------------|---|--------------|
| 1 | Band 4 Ta | belt 4 Ta | bande 4 Ta | 0540153 |
| | Band 6 Ta | belt 6 Ta | bande 6 Ta | 0540047 |
| 2 | Walzeinstellung kpl. | foldroller setting cpl. | appareils ajustage cpl. | 01.5400.037 |
| | Walzeinstellung | foldroller setting | appareils ajustage | 01.5400.041 |
| 3 | Band | belt | bande | 0106522 |
| 4 | Poly-V-Riemen, 4 Ta R-Anl. | poly-V-belt, 4 Ta R-feeder | poly-V-courroie, 4 Ta R-pile | 0107612 |
| | Poly-V-Riemen, 4 Ta F-Anl. | poly-V-belt, 4 Ta F-feeder | poly-V-courroie, 4 Ta F-pile | 0107620 |
| | Poly-V-Riemen, 6 Ta R-Anl. | poly-V-belt, 6 Ta R-feeder | poly-V-courroie, 6 Ta R-pile | 0718346 |
| | Poly-V-Riemen, 6 Ta F-Anl. | poly-V-belt, 6 Ta F-feeder | poly-V-courroie, 6 Ta F-pile | 0107610 |
| 5 | Abdruckbügel | pressure bow | empreinte archet | 2.0.5486.010 |
| 6 | Griff | handle | manche | 1.0.5416.320 |
| 7 | Druckstueck | thrust piece | membre de pression | 1.0.5415.320 |
| 8 | Distanzring | distance ring | distance bague | 10.6228.09 |
| 9 | Lagerflansch kpl. | pedestal cpl. | support cpl. | 10.5200.081 |
| 10 | Bandrolle | tape roller | galet de renvoi | 4.0.6200.170 |
| 11 | Bandspannrollenlager | strap retainer roller bearing | bande f de serrage, roulement à rouleaux | 0111799 |
| 12 | Bandrolle kpl. | tape roller cpl. | galet de renvoi cpl. | 06.4100.28 |
| 13 | Bandrolle kpl. | tape roller cpl. | galet de renvoi cpl. | 06.4100.28 |
| 14 | Antriebswelle kpl. | primary shaft cpl. | arbre menant cpl. | 10.6200.00 |
| | Lagerplatte | bearing plate | plaque d'appui | 10.6244.00 |
| 15 | Poly-V-Riemen | poly-V-belt | poly-V-courroie | 0107839 |





| | | | | |
|----|------------------------------|-------------------------------|---|--------------|
| 1 | Bandspannrolle | belt stretching roller | bande rouleau de tension | 0111781 |
| 2 | Stellstück | adjusting piece | organe de commande | 01.5444.018 |
| 3 | Stellstück | adjusting piece | organe de commande | 17.5444.03 |
| 4 | Stellstück | adjusting piece | organe de commande | 17.5444.06 |
| 5 | Kupplung für FW | coupling for folding rollers | coupleur si cylindre | 17.5200.169 |
| 6 | Stellstück | adjusting piece | organe de commande | 17.5444.01 |
| 7 | Stellstück | adjusting piece | organe de commande | 17.5444.05 |
| 8 | Stellstück | adjusting piece | organe de commande | 17.5444.10 |
| 9 | Stellstück | coupling for folding rollers | coupleur si cylindre | 1.0.5415.300 |
| 10 | Lagerflansch kpl. | pedestal cpl. | support cpl. | 17.5300.19 |
| 11 | Kupplung fuer FW | coupling for folding rollers | coupleur si cylindre | 01.5200.096 |
| 12 | Bandspannrollenlager | strap retainer roller bearing | bande f de serrage, roulement à rouleaux | 0111799 |
| 13 | Antriebsbolzen | driving pin | propulseur goujon | 10.5225.002 |
| 14 | Bandrolle | tape roller | galet de renvoi | 09.6200.17 |
| 15 | Bolzen | pin | goujon | 10.5125.007 |
| 16 | Lagerflansch kpl. 4Ta F.K660 | pedestal cpl. 4Ta F. K 660 | support cpl. 4Ta F. K 660 | 01.5200.079 |
| | Lagerflansch kpl. 6Ta F.K660 | pedestal cpl. 6Ta F. K 660 | support cpl. 6Ta F. K 660 | 01.5200.083 |
| | Lagerflansch kpl. R-Anl.K660 | pedestal cpl. R-feeder K 660 | support cpl. R-pile K 660 | 01.5200.088 |
| | Lagerflansch kpl. 4Ta F.K760 | pedestal cpl. 4Ta F. K 760 | support cpl. 4Ta F. K 760 | 01.5200.060 |
| | Lagerflansch kpl. 6Ta F.K760 | pedestal cpl. 6Ta F. K 760 | support cpl. 6Ta F. K 760 | 01.5200.082 |
| | Lagerflansch kpl. R-Anl.K760 | pedestal cpl. R-feeder K 760 | support cpl. R-pile K 760 | 01.5200.087 |
| | Kupplungsstück | coupling half | demi-accouplement | 01.5200.15 |
| 17 | Riemenscheibe | pulley | poulie | 01.5233.000 |
| | Passfeder | feather key | clavette parallèle fixée par vis | 0094474 |
| 18 | Kupplungsstück | coupling half | demi-accouplement | 01.5200.15 |
| | Lagerflansch kpl. 4Ta F.K660 | pedestal cpl. 4Ta F. K 660 | support cpl. 4Ta F. K 660 | 01.5200.106 |
| | Lagerflansch kpl. 6Ta F.K660 | pedestal cpl. 6Ta F. K 660 | support cpl. 6Ta F. K 660 | 01.5200.102 |
| | Lagerflansch kpl. R-Anl.K660 | pedestal cpl. R-feeder K 660 | support cpl. R-pile K 660 | 01.5200.104 |
| | Lagerflansch kpl. 4Ta F.K760 | pedestal cpl. 4Ta F. K 760 | support cpl. 4Ta F. K 760 | 01.5200.105 |
| | Lagerflansch kpl. 6Ta F.K760 | pedestal cpl. 6Ta F. K 760 | support cpl. 6Ta F. K 760 | 01.5200.101 |
| | Lagerflansch kpl. R-Anl.K760 | pedestal cpl. R-feeder K 760 | support cpl. R-pile K 760 | 01.5200.103 |
| | Band | belt | bande | 0540153 |
| | Band | belt | bande | 0540047 |
| 19 | Mutter | nut | écrou | 10.5129.004 |
| 20 | Gewindebolzen | threaded bolt | boulon fileté | 35.5125.01 |
| 21 | Kupplungsstück | coupling half | demi-accouplement | 17.5326.00 |
| 22 | Stellschraube | adjusting screw | vis-pointeau d'arrêt | 50 370 040 |
| 23 | Kupplung | coupling | coupleur | 3.0.5226.010 |
| 24 | Federring | split washer | rondelle Grower | 3.0.5283.010 |
| 25 | Walzenantrieb kpl. | rollers actuation cpl. | entraînement cylindre | 01.5200.057 |
| | Walzenantrieb kpl. | rollers actuation cpl. | entraînement cylindre | 01.5200.058 |





| | | | | |
|----|--------------------|--------------------|----------------------------------|--------------|
| 1 | Bolzen | pin | goujon | 10.6225.03 |
| 2 | Bolzen | pin | goujon | 10.5125.007 |
| 3 | Distanzhülse | distance sleeve | manchon distance | 10.6228.06 |
| 4 | Lasche | clip | éclisse | 10.6244.05 |
| 5 | Halter | holder | support | 10.6244.03 |
| 6 | Antriebswelle kpl. | primary shaft cpl. | arbre menant cpl. | 10.6200.00 |
| 7 | Riemenscheibe | pulley | poulie | 5.0.6232.130 |
| 8 | Kugellager | ball bearing | roulement à billes | 0109785 |
| 9 | Halter | holder | support | 10.6244.02 |
| 10 | Lasche | clip | éclisse | 10.6244.07 |
| 11 | Bandrolle | tape roller | galet de renvoi | 4.0.6200.170 |
| 12 | Bandrolle kpl. | tape roller cpl. | galet de renvoi cpl. | 10.6200.36 |
| 13 | Kugellager | ball bearing | roulement à billes | 0109827 |
| 14 | Riemenscheibe | pulley | poulie | 5.0.7132.010 |
| 15 | Welle | shaft | arbre | 10.6221.01 |
| | Passfeder | feather key | clavette parallèle fixée par vis | 0094458 |
| 16 | Kugellager | ball bearing | roulement à billes | 0109775 |
| 17 | Antrieb kpl. | actuation cpl. | entraînement cpl. | 10.6200.02 |
| 18 | Riemenscheibe | pulley | poulie | 10.6233.03 |
| 19 | Distanzbolzen | distance bolt | boulon d'écartement | 5.0.6225.091 |
| 20 | Kupplung | coupling | coupleur | 0103572 |
| | Distanzhülse | distance sleeve | manchon distance | 10.6228.04 |




| | | | | |
|----|------------------|--------------------|-------------------------------|--------------|
| 1 | Bandrolle kpl. | tape roller cpl. | galet de renvoi cpl. | 06.4100.28 |
| 2 | Antriebsbolzen | driving pin | propulseur goujon | 10.5225.001 |
| 3 | Induktivtaster | inductive calipers | calipers bouton | 0780965 |
| 4 | Riemenscheibe | pulley | poulie | 17.5232.22 |
| 5 | Halter | holder | support | 15.5244.05 |
| 6 | Lager | bearing | chaise palier | 0111215 |
| 7 | I-Geber | I-transmitter | I-transmetteur | 15.5200.34 |
| | I-Geber | I-transmitter | I-transmetteur | 10.5236.03 |
| | Zahnscheibe | tooth lock washer | rondell à dents chevauchantes | 10.5236.03 |
| 8 | Halter | holder | support | 15.5260.01 |
| 9 | Halter | holder | support | 1.0.5415.310 |
| 10 | Sechskant-Mutter | hexagon nut | écrou hexagonal | 0090852 |
| 11 | Bolzen | pin | goujon | 5.0.5325.061 |
| 12 | Druckfeder | compression spring | ressort de ou à pression | 0102947 |
| 13 | Bolzen | pin | goujon | 01.5325.001 |
| 14 | Gleitstein | crosshead | glisseur | 1.0.5326.020 |



| | | | | |
|---|------------------------|--------------------------|--------------------------|--------------|
| 1 | Passschraube | stripper bolt | boulon ajusté | 0096206 |
| 2 | Exzenterhebel | control lever | levier de réglage | 5.0.5125.010 |
| 3 | Druckfeder | compression spring | ressort de ou à pression | 2.0.5681.010 |
| 4 | Klemmplatte | clamping plate | crapaud | 01.5144.004 |
| 5 | Taschenleiste kpl. | pocketable strip cpl. | de poche rebord cpl. | 01.5100.118 |
| 6 | Drehstrommotor | rotary current motor | moteur triphasé | 0103885 |
| 7 | Klemmplatte kpl. 4 Ta. | clamping plate cpl. 4 Ta | crapaud cpl. 4 Ta | 01.5100.116 |
| | Klemmplatte kpl. 6 Ta. | clamping plate cpl. 6 Ta | crapaud cpl. 6 Ta | 01.5100.117 |





| | | | | |
|---|--------------------------|-------------------------|----------------------------|-------------|
| 1 | Mutter | nut | écrou | 01.5329.00 |
| 2 | Passschraube | stripper bolt | boulon ajusté | 0096293 |
| 3 | Taschenleiste | pocketable strip | de poche rebord | 01.5144.006 |
| 4 | Steckachse kpl. | full floating axle cpl. | demi-arbre cpl. | 10.5300.06 |
| 5 | Mutter f. Messeraufnahme | nut for knife holder | écrou si couteau réception | 01.5539.01 |
| 6 | Messeraufnahme | knife holder | couteau réception | 01.5539.00 |
| 7 | Transportrolle | conveyor roller | galet de roulement | 01.5339.00 |
| 8 | Gegenmesser | counter knife | contre couteau | 50 210 010 |
| 9 | Bandwalze kpl. | tape roller cpl. | rouleau de tapis cpl. | 10.5300.02 |

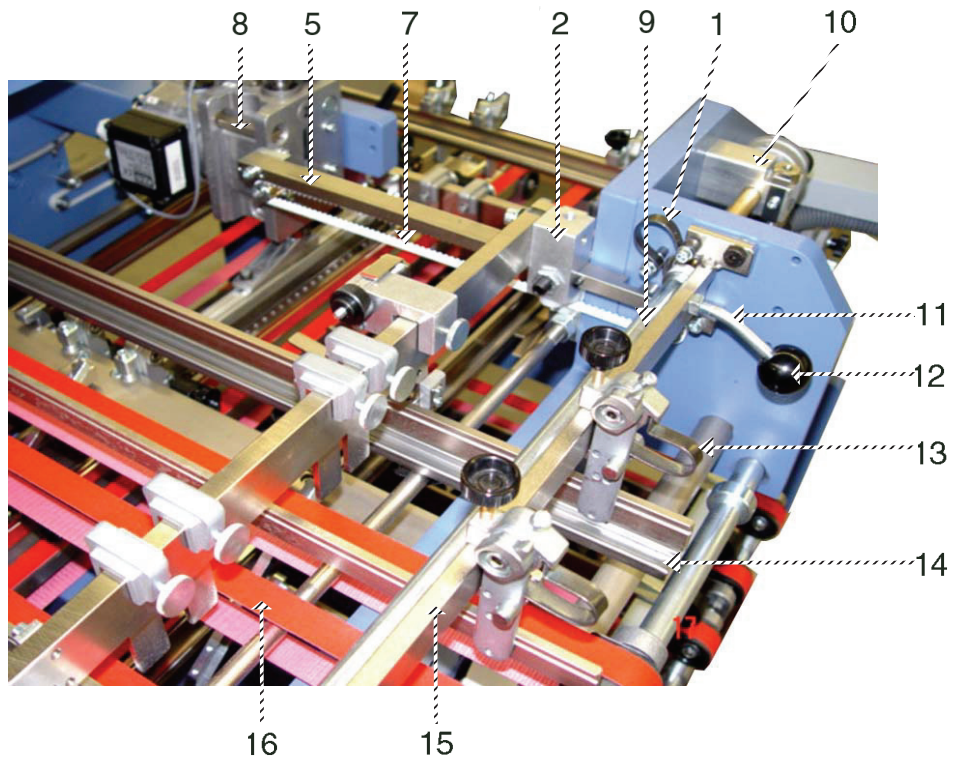



| | | | | |
|---|---------------|--------------------|--------------------------|--------------|
| 1 | Exzenterhebel | control lever | levier de réglage | 5.0.5125.010 |
| 2 | Druckfeder | compression spring | ressort de ou à pression | 2.0.5681.010 |
| 3 | Klemmplatte | clamping plate | crapaud | 01.5144.004 |
| 4 | Griff | handle | manche | 1.0.5416.320 |
| 5 | Abdruckbügel | pressure bow | empreinte archet | 2.0.5486.010 |
| 6 | Druckstück | thrust piece | membre de pression | 1.0.5415.320 |



Kreuzbruch / Crossfold / Pli croisé





| | | | | |
|----|-------------------------|---------------------------|-------------------------------|--------------|
| 1 | Induktivtaster | inductive calipers | calipers bouton | 0679977 |
| 2 | Klemmhebel | clamping lever | levier de blocage | 0100639 |
| 3 | Schwertkopf kpl. | slitting head | tête losange | 5.0.6600.250 |
| 4 | Transportband | conveying belt | bande transporteuse | 0105833 |
| 5 | Schwert kpl. | slitting cpl. | losange cpl. | 10.6600.08 |
| 6 | Messerwelle kpl. | slitter shaft cpl. | arbre de couteau cpl. | 08.6300.11 |
| 7 | Falzwalze Standard | foldroller standard | cylindre standard | 08.6300.45 |
| | Falzwalze High Grip | foldroller high grip | cylindre high grip | 10.6300.32 |
| 8 | Niederhalterrolle | smoother bar roll | serre-flan molette | 14.6400.17 |
| 9 | Niederhalterrolle | smoother bar roll | serre-flan molette | 14.6400.16 |
| 10 | Anschlag links | limit stop left | arrêt à gauche | 13.6500.05 |
| 11 | Anschlag | limit stop | arrêt | 10.6541.00 |
| 12 | Anschlag kpl. | limit stop cpl. | arrêt cpl. | 10.6500.08 |
| 13 | Dämpferleiste | damper strip | modérateur rebord | 10.6400.84 |
| 14 | Bänderspannhebel rechts | belt clamping lever right | bande rouleau levier à droite | 10.6400.18 |
| 15 | Gewindestift | headless pin | vis sans tête | 0089722.5 |
| 16 | Bänderspannhebel links | belt clamping lever left | bande rouleau levier à gauche | 10.6400.19 |
| 17 | Leitschiene kpl. | guide bar cpl. | glissière de guidage cpl. | 07.6400.07 |
| 18 | Anschlag rechts | limit stop right | arrêt à gauche | 10.6500.11 |





| | | | | |
|----|------------------|------------------|---------------------------|--------------|
| 1 | Feder | spring | clavette | 08.6485.05 |
| 2 | Führungsstück | guide piece | commande stuc | 5.0.6544.010 |
| 3 | Maßstab | scale | mètre | 10.6473.02 |
| | Maßstab | scale | mètre | 10.6473.05 |
| 4 | Maßstab | scale | mètre | 10.6473.00 |
| 5 | Führungsschiene | guide rail | commande rail | 10.6544.02 |
| 6 | Halter | holder | support | 10.6544.15 |
| 7 | Zahnriemen | toothed belt | courroie dentée | 10.6573.00 |
| 8 | Lasche | clip | éclisse | 10.6644.00 |
| 9 | Welle | shaft | arbre | 10.6521.04 |
| 10 | Lagerstück | bearing piece | chaise palier stuc | 10.6544.00 |
| 11 | Bolzen | pin | goujon | 10.6425.01 |
| 12 | Kugelknopf | spherical handle | poignée bouton | 0086520 |
| 13 | Feder | spring | clavette | 10.6485.01 |
| 14 | Leitschiene kpl. | guide bar cpl. | glissière de guidage cpl. | 07.6400.07 |
| 15 | Anschlag | limit stop | arrêt | 10.6541.00 |
| 16 | Band | belt | bande | 0105833 |





| | | | | |
|----|------------------|--------------|--------------------|--------------|
| 1 | Zahnrad | gearwheel | roue dentée | 5.0.6536.030 |
| 2 | Führungsstück | guide piece | commande stuc | 5.0.6544.010 |
| 3 | Führungsschiene | guide rail | commande rail | 10.6544.02 |
| 4 | Halter | holder | support | 10.6544.15 |
| 5 | Bolzen | pin | goujon | 10.6525.00 |
| | Zahnrad | gearwheel | roue dentée | 5.0.6536.020 |
| 6 | Zahnriemen | toothed belt | courroie dentée | 10.6573.00 |
| 7 | Welle | shaft | arbre | 10.6521.04 |
| 8 | Zahnrad | gearwheel | roue dentée | 10.6536.01 |
| 9 | Sechskant-Mutter | hexagon nut | écrou hexagonal | 0086884.5 |
| 10 | Gewindestift | headless pin | vis sans tête | 00897511.5 |
| | Druckstück | thrust piece | membre de pression | 0099956 |





| | | | | |
|---|-------------------------------|----------------------------|------------------------|------------|
| 1 | Stange | bar | barre | 09.6744.04 |
| 2 | Halter | holder | support | 10.6744.00 |
| 3 | Halter | holder | support | 14.6444.26 |
| 4 | Halter kpl. mit Lichtschranke | holder cpl. with photocell | support cpl. à barrage | 14.6400.52 |
| 5 | Bandwalze kpl. | tape roller cpl. | rouleau de tapis cpl. | 10.5300.02 |
| 6 | Abstreifer | scraper | racle | 10.6744.10 |
| 7 | Abstreifer kpl. | scraper cpl. | racle cpl. | 10.6700.00 |
| 8 | Kugelhalter kpl. | ball holder cpl. | boule support cpl. | 10.6400.71 |




| | | | |
|------------------------------|------------------------------|-------------------------------|-------------|
| 1 Halter | holder | support | 14.6444.26 |
| 2 Halter | holder | support | 14.6661.17 |
| 3 Abstreifer kpl. KTL | scraper cpl. KTL | racle cpl. KTL | 10.6700.00 |
| Abstreifer kpl. KL | scraper cpl. KL | racle cpl. KL | 10.6700.008 |
| 4 Halter kpl. | holder cpl. | support cpl. | 14.6400.52 |
| 5 Kugelhalter mit Bürste li. | ball holder with brush left | boule support à brosse à gau. | 10.6400.75 |
| 6 Kugelhalter mit Bürste re. | ball holder with brush right | boule support à brosse à dro. | 10.6400.74 |
| 7 Dämpferleiste KTL | damper strip KTL | modérateur rebord KTL | 10.6400.86 |
| Dämpferleiste KL | damper strip KL | modérateur rebord KL | 10.6400.104 |
| 8 Messerwelle kpl. | slitter shaft cpl. | arbre de couteau cpl. | 08.6300.11 |
| 9 Transportrolle | transport roller | galet de transport | 01.5339.00 |





| | | | | |
|----|---------------------|-------------------------|--------------------------|------------|
| 1 | Einstellvorrichtung | adjusting device | dispositif de réglage | 10.5300.50 |
| 2 | Bolzen | pin | goujon | 10.6325.03 |
| 3 | Druckstange | forcing lever | barre de compression | 10.6321.26 |
| 4 | Druckfeder | compression spring | ressort de ou à pression | 0103002 |
| 5 | Druckstück | thrust piece | membre de pression | 10.6325.02 |
| 6 | Druckstange | forcing lever | barre de compression | 10.6321.05 |
| 7 | Druckstange KTL | forcing lever KTL | barre de compression KTL | 10.6321.25 |
| 8 | Druckstange | forcing lever | barre de compression | 10.6321.30 |
| 9 | Stellring | set collar | bague de butée | 0088260.5 |
| 10 | Tellerfeder | disk spring | ressort à disques | 0103317 |
| 11 | Druckfeder | compression spring | ressort de ou à pression | 0102947 |
| 12 | Bolzen | pin | goujon | 10.5325.00 |
| | Sechskant-Mutter | hexagon nut | écrou hexagonal | 0090852.5 |
| 13 | Halter | holder | support | 10.5344.01 |
| 14 | Spannstift | spring dowel sleeve | goupille élastique | 0093435 |
| 15 | Steckachse kpl. | full floating axle cpl. | demi-arbre cpl. | 10.5300.06 |





| | | | | |
|----|-----------------|-------------------------|--------------------------|--------------|
| 1 | Hebel | lever | levier | 14.6300.02 |
| 2 | Drucklasche | pressure clip | pression éclipse | 14.6344.02 |
| 3 | Hebel | lever | levier | 10.6311.17 |
| 4 | Druckfeder | compression spring | ressort de ou à pression | 0102947 |
| 5 | Lagerflansch | pedestal | support | 14.6311.08 |
| 6 | Steckachse kpl. | full floating axle cpl. | demi-arbre cpl. | 10.5300.06 |
| 7 | Hebel KTL | lever KTL | levier KTL | 07.6311.08 |
| 8 | Hebel KTL | lever KTL | levier KTL | 07.6311.00 |
| 9 | Führungsstück | guide piece | commande stuc | 10.6344.00 |
| 10 | Führung | lead | commande | 5.0.6344.051 |
| 11 | Halter | holder | support | 10.6444.01 |
| 12 | Halteplatte | mechanism plate | platine | 10.6344.01 |
| 13 | Distanzhülse | distance sleeve | manchon distance | 10.5328.00 |
| 14 | Lagerhebel kpl. | bearing lever cpl. | support levier cpl. | 10.6300.19 |
| 15 | Druckstück | thrust piece | membre de pression | 10.6325.02 |
| 16 | Druckfeder | compression spring | ressort de ou à pression | 0103002 |





| | | | | |
|---|-----------------------|-------------------|----------------------|--------------|
| 1 | Hebel | lever | levier | 14.6311.18 |
| 2 | Hebel | lever | levier | 14.6300.03 |
| 3 | Druckstück | thrust piece | membre de pression | 10.6325.02 |
| 4 | Antriebsplatte KTL | driving plate KTL | propulseur dalle KTL | 10.6200.23 |
| | Antriebsplatte KL | driving plate KL | propulseur dalle KL | 10.6200.073 |
| 5 | Lagerflansch kpl. KTL | pedestal cpl. KTL | support cpl. KTL | 5.0.6200.370 |
| | Lagerflansch kpl. KL | pedestal cpl. KL | support cpl. KL | 10.6200.072 |
| 6 | Bandrolle | tape roller | galet de renvoi | 4.0.6200.170 |
| 7 | Bandrolle kpl. | tape roller cpl. | galet de renvoi cpl. | 10.6200.15 |





| | | | | |
|---|------------------|------------------------------|----------------------|--------------|
| 1 | Kupplung | coupling | coupleur | 5.0.6200.261 |
| 2 | Kupplung fuer FW | coupling for folding rollers | coupleur si cylindre | 5.0.6200.251 |
| 3 | Bandrolle | tape roller | galet de renvoi | 4.0.6200.170 |
| 4 | Halter | holder | support | 10.6444.02 |
| 5 | Kupplungsstück | coupling half | demi-accouplement | 4.0.6226.030 |





| | | | | |
|----|------------------|--------------------|--------------------------|--------------|
| 1 | Hebel | lever | levier | 14.6311.18 |
| 2 | Drucklasche | pressure clip | pression éclipse | 14.6344.02 |
| 3 | Hebel | lever | levier | 14.6300.03 |
| 4 | Druckfeder | compression spring | ressort de ou à pression | 0102947 |
| 5 | Lagerhebel | bearing lever | support levier | 07.6300.09 |
| 6 | Lagerflansch | pedestal | support | 14.6311.08 |
| 7 | Hebel KTL | lever KTL | levier KTL | 07.6311.00 |
| 8 | Lagerflansch | pedestal | support | 5.0.6300.270 |
| 9 | Kupplungsstück | coupling half | demi-accouplement | 3.0.5326.030 |
| 10 | Lagerflansch | pedestal | support | 5.0.6200.370 |
| 11 | Lagerflansch KTL | pedestal KTL | support KTL | 5.0.6200.370 |
| | Lagerflansch KL | pedestal KL | support KL | 10.6200.072 |





| | | | | |
|---|-----------------|-------------------|--------------------------|--------------|
| 1 | Bolzen | pin | goujon | 10.6325.03 |
| 2 | Bolzen | pin | goujon | 10.6225.01 |
| 3 | Lagerhebel | bearing lever | support levier | 07.6300.09 |
| 4 | Kupplungsstück | coupling half | demi-accouplement | 3.0.5226.010 |
| 5 | Kupplung | coupling | coupleur | 3.0.5326.030 |
| 6 | Riemenscheibe | pulley | poulie | 10.6200.20 |
| 7 | Druckstange KTL | forcing lever KTL | barre de compression KTL | 10.6321.26 |
| 8 | Distanzhülse | distance sleeve | manchon distance | 10.6228.02 |
| 9 | Bandrolle | tape roller | galet de renvoi | 4.0.6200.170 |





| | | | | |
|---|-----------------|---------------------|-------------------------|--|
| 1 | Bandrolle kpl. | tape roller cpl. | galet de renvoi cpl. | 10.6200.15 |
| 2 | Band KL | belt KL | bande KL | 0106819 |
| | Band KTL | belt KTL | bande KTL | 0106818 0106818 |
| 3 | Bolzen | pin | goujon | 10.6325.03 |
| 4 | Antriebsflansch | driving flange | propulseur collet | 10.6200.03 |
| 5 | Bandrollenlager | belt roller bearing | bande palier à rouleaux | 10.6200.01 |



| | | | | |
|----|-----------------------------|----------------------------|----------------------------|--------------|
| 1 | Lagerung | arrangement of bearings | placement des paliers | 10.6200.08 |
| 2 | Kupplungsstück | coupling half | demi-accouplement | 10.6244.06 |
| 3 | Kupplung | coupling | coupleur | 10.6600.15 |
| 4 | Combibox | Combibox | Combibox | 0103549 |
| 5 | Riemenscheibe | pulley | poulie | 5.0.6232.160 |
| 6 | Halter | holder | support | 10.6664.01 |
| 7 | Schwertblatt | slitting blade | losange lame | 10.6692.05 |
| 8 | Bolzen | pin | goujon | 10.6625.00 |
| 9 | Rolle | roll | molette | 14.6432.00 |
| 10 | Leitblech | sheet steel | plaque de métal | 10.6463.01 |
| 11 | Hebel | lever | levier | 14.6415.01 |
| 12 | Niederhalterrolle | smoother bar roll | serre-flan molette | 14.6400.16 |
| | Niederhalterrolle gegenüber | smoother bar roll compared | serre-flan molette comparé | 14.6400.17 |
| 13 | Halter | holder | support | 10.6644.01 |
| 14 | Schwertführung | slitting lead | losange commande | 10.6628.02 |
| 15 | Falzwalze High Grip | foldroller high grip | cylindre high grip | 10.6300.32 |
| | Falzwalze Standard | foldroller standard | cylindre standard | 08.6300.45 |





| | | | | |
|----|------------------|--------------------|-----------------------|--------------|
| 1 | Mutter | nut | écrou | 10.5329.00 |
| 2 | Beilage | shim | cale | 10.5144.06 |
| 3 | Kordelgriff | knurled handle | molette manche | 0100269 |
| 4 | Gewindebolzen | threaded bolt | boulon fileté | 10.6129.00 |
| 5 | Gewindestück | thread piece | filet stuc | 10.6144.15 |
| 6 | Taschenleiste | pocketable strip | de poche rebord | 1.0.5144.310 |
| 7 | Lasche | clip | éclisse | 10.6144.14 |
| 8 | Achse | arbor | arbre | 10.6121.07 |
| 9 | Halter | holder | support | 10.6153.00 |
| 10 | Traverse | crosshead | traverse | 10.6444.00 |
| 11 | Transportrolle | transport roller | galet de transport | 01.5339.00 |
| 12 | Bandwalze kpl. | tape roller cpl. | rouleau de tapis cpl. | 10.6300.15 |
| 13 | Messerwelle kpl. | slitter shaft cpl. | arbre de couteau cpl. | 08.6300.11 |
| 14 | Lagerflansch | pedestal | support | 5.0.6200.370 |





| | | | | |
|----|-----------------|-------------------------|--------------------------|--------------|
| 1 | Führung | lead | commande | 5.0.6344.051 |
| 2 | Hebel | lever | levier | 14.6300.02 |
| 3 | Drucklasche | pressure clip | pression éclipse | 14.6344.02 |
| 4 | Hebel | lever | levier | 10.6311.17 |
| 5 | Druckfeder | compression spring | ressort de ou à pression | 0102947 |
| 6 | Lagerhebel kpl. | bearing lever cpl. | support levier cpl. | 10.6300.19 |
| 7 | Steckachse kpl. | full floating axle cpl. | demi-arbre cpl. | 10.5300.06 |
| 8 | Lagerflansch | pedestal | support | 14.6311.08 |
| 9 | Hebel | lever | levier | 07.6311.08 |
| 10 | Hebel KTL | lever KTL | levier KTL | 07.6311.00 |
| 11 | Steckachse kpl. | full floating axle cpl. | demi-arbre cpl. | 10.6300.048 |
| 12 | Lagerbolzen | bearing pin | support goujon | 5.0.5325.010 |
| 13 | Lagerhebel KL | bearing lever KL | support levier KL | 10.6300.046 |
| | Lagerhebel KTL | bearing lever KTL | support levier KTL | 10.6300.047 |


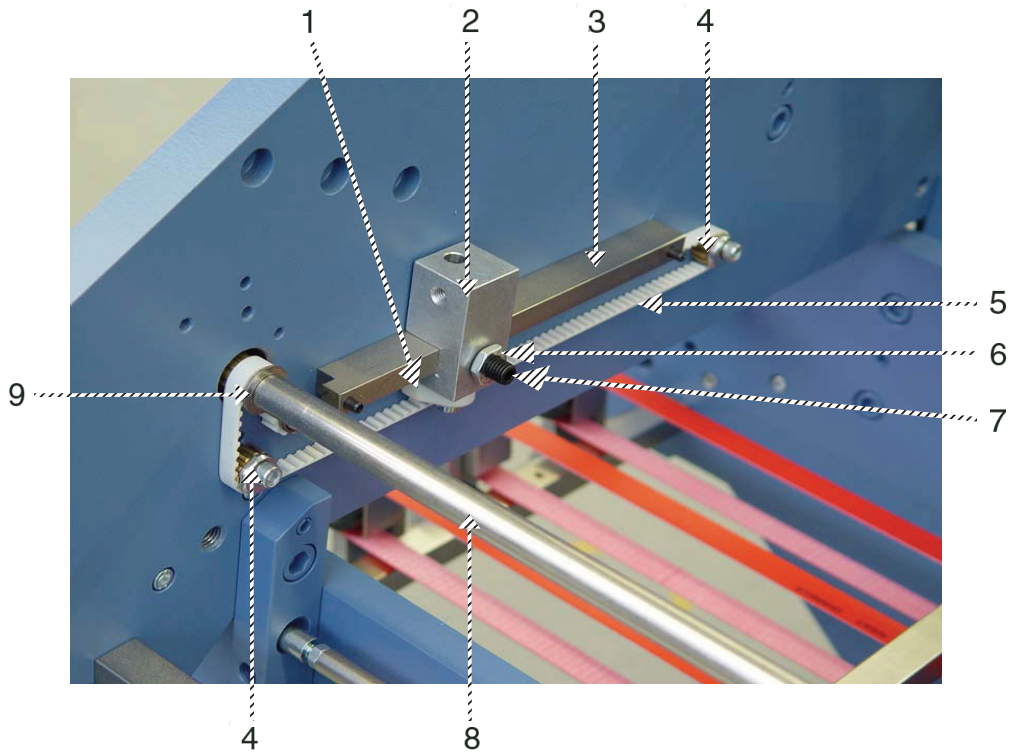
Dreibruch / Threefold / 3ème pli




| | | | | |
|----|-------------------------|---------------------------|-------------------------------|--------------|
| 1 | Halter kpl. | holder cpl. | support cpl. | 10.6500.00 |
| 2 | Halter kpl. | holder cpl. | support cpl. | 10.6500.01 |
| 3 | Anschlag | limit stop | arrêt | 10.6541.04 |
| 4 | Anschlag links | limit stop left | arrêt à gauche | 10.6500.12 |
| 5 | Führungsstück | guide piece | commande stuc | 5.0.6544.010 |
| 6 | Haltestange | stay bar | rail de retenue | 10.6429.00 |
| 7 | Band KTL | belt KTL | bande KTL | 0105581 |
| | Band KL | belt KL | bande KL | 0105782 |
| 8 | Bänderspannhebel rechts | belt clamping lever right | bande rouleau levier à droite | 10.6400.18 |
| 9 | Schwenktraverse | crosshead slewable | traverse oscillant | 10.6464.00 |
| 10 | Leitblech KL | sheet steel KL | plaque de métal KL | 10.6463.019 |
| | Leitblech | sheet steel | plaque de métal | 10.6463.00 |
| 11 | Niederhalter kpl. | blank holder cpl. | serre-flan cpl. | 10.6400.10 |
| 12 | Bänderspannhebel links | belt clamping lever left | bande rouleau levier à gauche | 10.6400.19 |
| 13 | Beilage | shim | cale | 2.0.5644.051 |
| 14 | Zahnriemen | toothed belt | courroie dentée | 10.6573.00 |
| 15 | Schwert kpl. | slitting cpl. | losange cpl. | 10.6600.02 |
| 16 | Schwertkopf kpl. | slitting head cpl. | losange tête cpl. | 5.0.6600.250 |
| 17 | Zahnriemen | toothed belt | courroie dentée | 08.6573.02 |
| 18 | Falzwalze High Grip | foldroller high grip | cyindre high grip | 10.6300.31 |
| | Falzwalze Standard | foldroller standard | cyindre standard | 10.6300.10 |
| 19 | Messerwelle kpl. | slitter shaft cpl. | arbre de couteau cpl. | 08.6300.11 |





| | | | | |
|----|---|---|---|---------------------------|
| 1 | Feder | spring | clavette | 08.6485.05 |
| 2 | Maßstab + Maßstab | scale + scale | mètre + mètre | 10.6473.02 10.6473.05 |
| 3 | Maßstab | scale | mètre | 10.6473.00 |
| 4 | Zahnriemen | toothed belt | courroie dentée | 10.6573.00 |
| 5 | Bolzen | pin | goujon | 10.6525.00 |
| 6 | Führungsschiene | guide rail | commande rail | 10.6544.01 |
| 7 | Leitschiene kpl. KL Leitschiene kpl. KTL | guide bar cpl. KL guide bar cpl. KTL | glissière de guidage cpl. KL glissière de guidage cpl. KTL | 10.6400.00 10.6400.103 |
| 8 | Welle | shaft | arbre | 10.6521.03 |
| 9 | Führungsstück | guide piece | commande stuc | 5.0.6544.010 |
| 10 | Anschlag kpl. | limit stop cpl. | arrêt cpl. | 10.6500.08 |
| 11 | Zahnriemen | toothed belt | courroie dentée | 10.6573.02 |
| 12 | Führungsschiene | guide rail | commande rail | 10.6544.33 |
| 13 | Dämpferleiste KTL Dämpferleiste KL | damper strip KTL damper strip KL | modérateur rebord KTL modérateur rebord KL | 10.6400.86 10.6400.104 |





| | | | | |
|----|-----------------|---------------|--------------------|--------------|
| 1 | Beilage | shim | cale | 2.0.5644.051 |
| 2 | Führungsstück | guide piece | commande stuc | 5.0.6544.010 |
| 3 | Führungsschiene | guide rail | commande rail | 10.6544.01 |
| 4 | Bolzen | pin | goujon | 10.6525.00 |
| | Zahnrad | toothed wheel | roue dentée | 5.0.6536.020 |
| 5 | Zahnriemen | toothed belt | courroie dentée | 10.6573.00 |
| 6 | Sechskantmutter | hexagon nut | écrou hexagonal | 0086884.5 |
| 7 | Gewindestift | headless pin | vis sans tête | 0089751.5 |
| | Druckstück | thrust piece | membre de pression | 0099956 |
| 8 | Welle | shaft | arbre | 10.6521.03 |
| 9 | Zahnrad | toothed wheel | roue dentée | 10.6536.00 |
| 10 | Zahnrad | toothed wheel | roue dentée | 5.0.6536.030 |
| 11 | Zahnriemen | toothed belt | courroie dentée | 08.6573.02 |




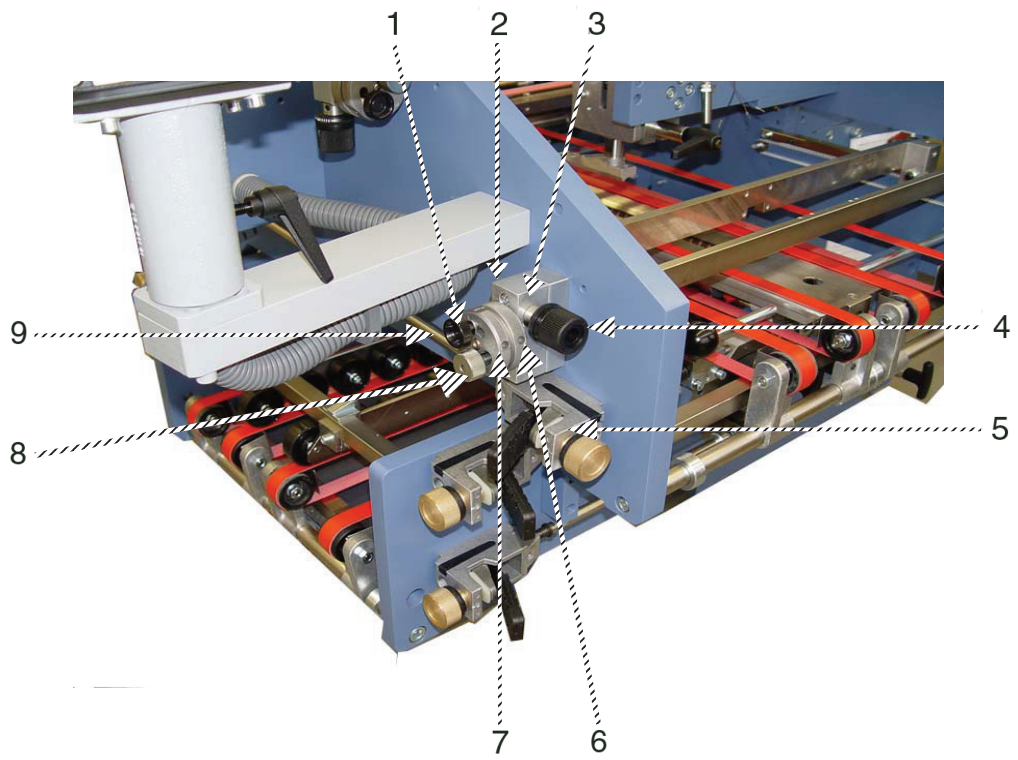
| | | | | |
|---|------------------|--------------------|-------------------|--------------|
| 1 | Klemmhebel | clamping lever | levier de blocage | 0100639 |
| 2 | Kupplung | coupling | coupleur | 10.6600.15 |
| 3 | Combibox | Combibox | Combibox | 0103549 |
| 4 | Klemmhebel | clamping lever | levier de blocage | 0100641 |
| 5 | Schwertkopf kpl. | slitting head cpl. | losange tête cpl. | 5.0.6600.250 |





| | | | | |
|---|---------------------|----------------------|--------------------------|--------------|
| 1 | Riemenscheibe | pulley | poulie | 08.6232.00 |
| 2 | Bandrolle | tape roller | galet de renvoi | 4.0.6200.170 |
| 3 | Druckstange KTL | forcing lever KTL | barre de compression KTL | 10.6321.26 |
| 4 | Einstellvorrichtung | adjusting device | dispositif de réglage | 10.5300.50 |
| 5 | Falzwalze High Grip | foldroller high grip | cylindre high grip | 10.6300.31 |
| | Falzwalze Standard | foldroller standard | cylindre standard | 10.6300.10 |
| 6 | Bandwalze kpl. | tape roller cpl. | rouleau de tapis cpl. | 10.6300.01 |
| 7 | Hebel | lever | levier | 14.6311.17 |
| 8 | Drucklasche | pressure clip | pression éclipse | 14.6344.02 |
| 9 | Hebel | lever | levier | 14.6311.18 |





| | | | | |
|---|--|---|--|---------------------------|
| 1 | Kugelhalter mit Bürste re. Kugelhalter mit Bürste li. | ball holder with brush right ball holder with brush left | boule support à brosse à dro. boule support à brosse à gau. | 10.6400.72 10.6400.73 |
| 2 | Schwertkopf kpl. | slitting head cpl. | losange tête cpl. | 5.0.6600.250 |
| 3 | Schwert kpl. | slitting cpl. | losange cpl. | 10.6600.02 |
| 4 | Kugelhalter | ball holder | boule support | 10.6400.107 |
| 5 | Leitschiene kpl. KL Leitschiene kpl. KTL | guide bar cpl. KL guide bar cpl. KTL | glissière de guidage cpl. KL glissière de guidage cpl. KTL | 10.6400.00 10.6400.103 |
| 6 | Anschlag kpl. | limit stop cpl. | arrêt cpl. | 10.6500.08 |
| 7 | Anschlag rechts | limit stop right | arrêt à droite | 13.6500.04 |
| 8 | Band KTL Band KL | belt KTL belt KL | bande KTL bande KL | 0105581 0105782 |
| 9 | Dämpferleiste KTL Dämpferleiste KL | damper strip KTL damper strip KL | modérateur rebord KTL modérateur rebord KL | 10.6400.86 10.6400.104 |





| | | | | |
|----|---------------------|-------------------------|--------------------------|--------------|
| 1 | Rändelhohlschraube | knurled screw | vis moletée | 0095836 |
| 2 | Stellring | set collar | bague de butée | 3.0.5628.060 |
| 3 | Lagerstück | bearing piece | chaise palier stuc | 5.0.6551.010 |
| 4 | Griff | handle | manche | 17.5400.026 |
| 5 | Einstellvorrichtung | adjusting device | dispositif de réglage | 10.5300.50 |
| 6 | Scheibe | disk | disque | 3.0.5628.010 |
| 7 | Scheibe | disk | disque | 3.0.5628.020 |
| 8 | Schraube | screw | vis | 10.5629.01 |
| 9 | Druckstange KTL | forcing lever KTL | barre de compression KTL | 10.6321.26 |
| 10 | Lagerflansch | pedestal | support | 5.0.6200.370 |
| 11 | Band | belt | bande | 0105502 |
| 12 | Bandwalze kpl. | tape roller cpl. | rouleau de tapis cpl. | 10.6300.01 |
| 13 | Steckachse | full floating axle | demi-arbre | 5.0.5325.050 |
| 14 | T-Griff | T-handle | T-manche | 0100260 |
| 15 | Steckachse kpl. | full floating axle cpl. | demi-arbre cpl. | 10.5300.06 |
| 16 | Leitblech | sheet steel | plaque de métal | 08.6463.01 |
| 17 | Falzwalze High Grip | foldroller high grip | cyindre high grip | 10.6300.10 |
| | Falzwalze Standard | foldroller standard | cyindre standard | 10.6300.31 |
| 18 | Messerwelle kpl. | slitter shaft cpl. | arbre de couteau cpl. | 10.6300.00 |





| | | | | |
|----|-------------------------|---------------------------|-------------------------------|----------------------------|
| 1 | Rollenschiene | roller rail | rouler rail | 10.6400.17 |
| 2 | Band | belt | bande | 0105502 |
| 3 | Bänderspannhebel links | belt clamping lever left | bande rouleau levier à gauche | 10.6400.19 |
| 4 | Bänderspannhebel rechts | belt clamping lever right | bande rouleau levier à droite | 10.6400.18 |
| 5 | Einstellvorrichtung | adjusting device | dispositif de réglage | 10.5300.50 |
| 6 | Rollenschiene | roller rail | rouler rail | 10.6400.16 |
| 7 | Führung | lead | commande | 5.0.6344.051 |
| 8 | Hebel | lever | levier | 14.6300.02 |
| 9 | Lagerbolzen | bearing pin | support goujon | 5.0.5325.010 |
| 10 | Hebel | lever | levier | 14.6311.00 |
| 11 | Steckachse kpl. | full floating axle cpl. | demi-arbre cpl. | 10.5300.06 |
| 12 | Bandwalze kpl. | tape roller cpl. | rouleau de tapis cpl. | 10.6300.01 |
| 13 | Halter Bolzen | holder pin | support goujon | 10.5344.01 5.0.5325.061 |
| 14 | Druckfeder | compression spring | ressort de ou à pression | 50 480 080 |
| 15 | Halteplatte | mechanism plate | platine | 10.6344.01 |
| 16 | Führungsstück | guide piece | commande stuc | 10.6344.00 |
| 17 | Druckfeder | compression spring | ressort de ou à pression | 0103002 |
| 18 | Druckstange | forcing lever | barre de compression | 10.6321.04 |
| 19 | Distanzhülse | distance sleeve | manchon distance | 10.5328.00 |
| 20 | Lagerhebel kpl. | bearing lever cpl. | support levier cpl. | 10.6300.08 |





| | | | | |
|----|---------------------|------------------|-----------------------|--------------|
| 1 | Bolzen | pin | goujon | 10.6325.04 |
| 2 | Druckstange | forcing lever | barre de compression | 14.6321.15 |
| 3 | Druckstück | thrust piece | membre de pression | 10.6325.02 |
| 4 | Druckstange | forcing lever | barre de compression | 10.6321.04 |
| 5 | Bolzen | pin | goujon | 10.6325.03 |
| 6 | Einstellvorrichtung | adjusting device | dispositif de réglage | 10.5300.50 |
| 7 | Riemenscheibe | pulley | poulie | 10.6200.20 |
| 8 | Bolzen | pin | goujon | 10.6225.01 |
| 9 | Hebel kpl. | lever cpl. | levier cpl. | 14.6300.03 |
| 10 | Bolzen | pin | goujon | 10.6225.02 |
| 11 | Band | belt | bande | 0106443 |
| 12 | Lagerflansch | pedestal | support | 5.0.6200.370 |
| 13 | Bandrolle kpl. | tape roller cpl. | galet de renvoi cpl. | 10.6200.15 |
| 14 | Anschlag | limit stop | arrêt | 10.6244.09 |





| | | | | |
|----|----------------|--------------------|--------------------------|--------------|
| 1 | Kupplung | coupling | coupleur | 5.0.6200.261 |
| 2 | Lagerhebel | bearing lever | support levier | 5.0.6300.260 |
| 3 | Kupplung | coupling | coupleur | 3.0.5226.010 |
| 4 | Lagerflansch | pedestal | support | 5.0.6300.270 |
| 5 | Hebel | lever | levier | 14.6311.01 |
| 6 | Riemenscheibe | pulley | poulie | 10.6200.20 |
| 7 | Kupplung | coupling | coupleur | 5.0.6200.251 |
| 8 | Druckstange | forcing lever | barre de compression | 14.6321.15 |
| 9 | Druckstange | forcing lever | barre de compression | 10.6321.04 |
| 10 | Druckfeder | compression spring | ressort de ou à pression | 0103002 |
| 11 | Führungsstück | guide piece | commande stuc | 10.6344.00 |
| 12 | Druckfeder | compression spring | ressort de ou à pression | 50 480 080 |
| 13 | Bolzen | pin | goujon | 5.05325.061 |
| 14 | Halter | holder | support | 10.5344.01 |
| 15 | Lagerflansch | pedestal | support | 5.0.6200.370 |
| 16 | Bandrolle kpl. | tape roller cpl. | galet de renvoi cpl. | 10.6200.15 |
| 17 | Anschlag | limit stop | arrêt | 10.6244.09 |



| | | | | |
|----|--------------------------|---------------------------|-------------------------------|--------------|
| 1 | Hebel | lever | levier | 14.6311.01 |
| 2 | Drucklasche | pressure clip | pression éclipse | 14.6344.02 |
| 3 | Hebel kpl. | lever cpl. | levier cpl. | 14.6300.03 |
| 4 | Lagerhebel | bearing lever | support levier | 5.0.6300.260 |
| 5 | Lagerflansch | pedestal | support | 5.0.6300.270 |
| 6 | Druckfeder | compression spring | ressort de ou à pression | 0102947 |
| 7 | Transportrolle | transport roller | galet de transport | 01.5339.00 |
| 8 | Druckfeder | compression spring | ressort de ou à pression | 50 480 080 |
| 9 | Antriebsplatte | driving plate | propulseur dalle | 14.6200.01 |
| 10 | Band ohne Messerwelle KL | belt no splitter shaft KL | bande non arbre de couteau KL | 0106393 |
| 11 | Anschlag | limit stop | arrêt | 10.6244.09 |





| | | | | |
|---|-----------------|-------------------------|-----------------------|--------------|
| 1 | Kupplung | coupling | coupleur | 3.0.5226.010 |
| 2 | Kupplungsstück | coupling half | demi-accouplement | 3.0.5326.030 |
| 3 | Haltestange | stay bar | rail de retenue | 10.6429.04 |
| 4 | Bolzen | pin | goujon | 10.6225.02 |
| 5 | Hebel kpl. | lever cpl. | levier cpl. | 14.6300.02 |
| 6 | Lagerbolzen | bearing pin | support goujon | 5.0.5325.010 |
| 7 | Hebel | lever | levier | 14.6311.00 |
| 8 | Steckachse kpl. | full floating axle cpl. | demi-arbre cpl. | 10.5300.06 |
| 9 | Bandwalze kpl. | tape roller cpl. | rouleau de tapis cpl. | 10.6300.01 |





| | | | | |
|---|------------------|-----------------------|--------------------------|--------------|
| 1 | Kupplung | coupling | coupleur | 5.0.6200.251 |
| 2 | Zylinderschraube | socket head cap screw | vis f à tête cylindrique | 0088658 |
| 3 | Halter | holder | support | 10.6444.02 |

Falzwalzen Parallelbruch / folding rollers parallefold / cylindre pli parallèle





| | | | | |
|---|---------------------------|---------------------------|----------------------------|-------------|
| 1 | Falzwalze Standard K 660 | foldroller standard K 660 | cylindre standard K 660 | 01.5300.02 |
| | Falzwalze Standard K 760 | foldroller standard K 760 | cylindre standard K 760 | 01.5300.03 |
| 2 | Messerwelle kpl. | slitter shaft cpl. | arbre de couteau cpl. | 01.5300.049 |
| 3 | Bandwalze kpl. | tape roller cpl. | rouleau de tapis cpl. | 10.5300.02 |
| 4 | Mutter für Messeraufnahme | nut for knife acceptance | écrou si couteau réception | 01.5539.01 |
| 5 | Messeraufnahme | knife acceptance | couteau réception | 01.5539.00 |
| 6 | Transportrolle | transport roller | galet de transport | 01.5339.00 |
| 7 | Gegenmesser | counter knife | contre couteau | 10.5539.05 |

Falzwalzen Kreuzbruch / folding rollers crossfold / cylindre pli croisé





| | | | |
|-----------------------|----------------------|-----------------------|------------|
| 1 Falzwalze High Grip | foldroller high grip | cylindre high grip | 10.6300.32 |
| Falzwalze Standard | foldroller standard | cylindre standard | 08.6300.45 |
| 2 Messerwelle kpl. | slitter shaft cpl. | arbre de couteau cpl. | 08.6300.11 |
| 3 Transportrolle | transport roller | galet de transport | 01.5339.00 |
| 4 Bandwalze kpl. | tape roller cpl. | rouleau de tapis cpl. | 10.6300.15 |

Falzwalzen Dreibruch / folding rollers threefold / cylindre 3ème pli





| | | | | |
|---|---------------------|----------------------|-----------------------|------------|
| 1 | Bandwalze kpl. | tape roller cpl. | rouleau de tapis cpl. | 10.6300.01 |
| 2 | Messerwelle kpl. | slitter shaft cpl. | arbre de couteau cpl. | 08.6300.11 |
| 3 | Falzwalze High Grip | foldroller high grip | cylindre high grip | 10.6300.31 |
| | Falzwalze Standard | foldroller standard | cylindre standard | 10.6300.10 |


Mechanischer Antrieb / mechanical-drive / mécanique entraînement




| | | | | |
|---|----------------------------|----------------------------|------------------------------|--------------|
| 1 | Poly-V-Riemen, 4 Ta R-Anl. | poly-V-belt, 4 Ta R-feeder | poly-V-courroie, 4 Ta R-pile | 0107612 |
| | Poly-V-Riemen, 4 Ta F-Anl. | poly-V-belt, 4 Ta F-feeder | poly-V-courroie, 4 Ta F-pile | 0107620 |
| | Poly-V-Riemen, 6 Ta R-Anl. | poly-V-belt, 6 Ta R-feeder | poly-V-courroie, 6 Ta R-pile | 0718346 |
| | Poly-V-Riemen, 6 Ta F-Anl. | poly-V-belt, 6 Ta F-feeder | poly-V-courroie, 6 Ta F-pile | 0107610 |
| 2 | Bandrolle kpl. | tape roller cpl. | galet de renvoi cpl. | 06.4100.28 |
| 3 | Bandrolle | tape roller | galet de renvoi | 4.0.6200.170 |
| 4 | Bandrolle kpl. | tape roller cpl. | galet de renvoi cpl. | 10.6200.36 |
| 5 | Band KTL | belt KTL | bande KTL | 0106818 |
| | Band KL | belt KL | bande KL | 0106819 |
| 6 | Kugellager | ball bearing | roulement à billes | 0109785 |
| 7 | Poly-V-Riemen | poly-V-belt | poly-V-courroie | 0107839 |



| | | | | |
|----|------------------------|-----------------------------|---|--------------------------|
| 1 | Bandrolle kpl. | tape roller cpl. | galet de renvoi cpl. | 06.4100.28 |
| 2 | Induktivtaster | inductive calipers | calipers bouton | 0780965 |
| 3 | Zahnscheibe Flansch | tooth lock washer flange | rondell à dents chevauchantes collet | 10.5236.03 13.5227.00 |
| 4 | Bandspannrolle | belt stretching roller | bande rouleau de tension | 0111781 |
| 5 | Wasserpumpenlager | water pump bearing | pompe à eau appui | 0110215 |
| 6 | Riemenscheibe | pulley | poulie | 17.5232.22 |
| 7 | Halter | holder | support | 15.5260.01 |
| 8 | Band | belt | bande | 0106522 |
| 9 | Poly-V-Riemen | poly-V-belt | poly-V-courroie | 0107839 |
| 10 | Band | belt | bande | 0106260 |



1



2

2

2



2

3


4

| | | | | |
|---|---------------|-------------|-----------------|--------------|
| 1 | Band KL | belt KL | bande KL | 0106819 |
| | Band KTL | belt KTL | bande KTL | 0106818 |
| 2 | Bandrolle | tape roller | galet de renvoi | 4.0.6200.170 |
| 3 | Band | belt | bande | 0106522 |
| 4 | Riemenscheibe | pulley | poulie | 10.6200.20 |



Falztaschen / buckle plates / poche





| | | | | |
|----|--------------------|---------------------|--------------------------|--------------|
| 1 | Lagerstück | bearing piece | chaise palier stuc | 50 700 010 |
| 2 | Zahnriemen FT 1 | toothed belt bp 1 | courroie f dentée po 1 | 01.5673.21 |
| | Zahnriemen FT 2 | toothed belt bp 2 | courroie f dentée po 2 | 01.5673.20 |
| | Zahnriemen FT 3+5 | toothed belt bp 3+5 | courroie f dentée po 3+5 | 01.5673.17 |
| | Zahnriemen FT 4+6 | toothed belt bp 4+6 | courroie f dentée po 4+6 | 01.5673.18 |
| 3 | Verbindungsblech | splicing plate | plaque de raccord | 01.5662.01 |
| 4 | Taschenstab FT 1 | pocket bar bp 1 | de poche barre po 1 | 1.0.5652.350 |
| | Taschenstab FT 2 | pocket bar bp 2 | de poche barre po 2 | 1.0.5652.340 |
| | Taschenstab FT 3-6 | pocket bar bp 3-6 | de poche barre po 3-6 | 1.0.5652.330 |
| 5 | Blattfeder | plate spring | ressort à lames | 50 480 151 |
| 6 | Sechskantmutter | hexagon nut | écrou hexagonal | 50 410 021 |
| 7 | Zahnrad | gearwheel | roue dentée | 2.0.5636.010 |
| 8 | Welle | shaft | arbre | 01.5621.02 |
| 9 | Lagerstück | bearing piece | chaise palier stuc | 2.0.5644.030 |
| 10 | Spannstift | spring dowel sleeve | goupille élastique | 0093161 |
| 11 | Maßstab | scale | mètre | 50 670 010 |
| 12 | Zahnriemen FT 1 | toothed belt bp 1 | courroie f dentée po 1 | 01.5673.03 |
| | Zahnriemen FT 2 | toothed belt bp 2 | courroie f dentée po 2 | 01.5673.02 |
| | Zahnriemen FT 3-6 | toothed belt bp 3-6 | courroie f dentée po 3-6 | 01.5673.01 |



| | | | | |
|----|--------------------|--------------------|--------------------------|--------------|
| 1 | Stelling | set collar | bague de butée | 3.0.5628.060 |
| 2 | Rändelring | knurled ring | moletée bague | 01.5628.01 |
| 3 | Sechskantmutter | hexagon nut | écrou hexagonal | 50 410 021 |
| 4 | Maßstab | scale | mètre | 50 670 010 |
| 5 | Scheibe | disk | disque | 3.0.5628.032 |
| 6 | Schräg Zahnrad | helical bevel gear | roue conique hélicoïdale | 3.0.5637.010 |
| 7 | Schnecke | snail | escargot | 3.0.5637.020 |
| 8 | Schraube | screw | vis | 10.5629.01 |
| 9 | Rändelhohlschraube | knurled screw | vis moletée | 0095836 |
| 10 | Scheibe | disk | disque | 3.0.5628.020 |
| 11 | Scheibe | disk | disque | 3.0.5628.010 |





| | | | | |
|----|------------------|--------------------|--------------------|--------------|
| 1 | Senkschraube | countersunk | concave | 0095448 |
| | Feder | spring | clavette | 0102835 |
| 2 | Umlenker | diffuser | diffuseur | 01.5651.07 |
| 3 | Einlauf | inlet | entrée | 01.5600.30 |
| 4 | Hebel | lever | levier | 1.0.5615.030 |
| 5 | Stellschraube | adjusting screw | vis régulatrice | 1.0.5629.300 |
| 6 | Sechskantmutter | hexagon nut | écrou hexagonal | 0090852.5 |
| 7 | Senkschraube | countersunk | concave | 0095463.5 |
| 8 | Lagerbock | pillow block | palier | 1.0.5615.010 |
| 9 | Längsholm FT 1 | crosshead bp 1 | traverse po 1 | 01.5641.12 |
| | Längsholm FT 2 | crosshead bp 2 | traverse po 2 | 01.5641.10 |
| | Längsholm FT 3-6 | crosshead bp 3-6 | traverse po 3-6 | 01.5641.07 |
| 10 | Halter | holder | support | 01.5644.00 |
| 11 | Zahnrad | gearwheel | roue dentée | 2.0.5636.020 |
| 12 | Längsholm FT 1 | crosshead bp 1 | traverse po 1 | 01.5641.11 |
| | Längsholm FT 2 | crosshead bp 2 | traverse po 2 | 01.5641.09 |
| | Längsholm FT 3-6 | crosshead bp 3-6 | traverse po 3-6 | 01.5641.08 |
| 13 | Bolzen | pin | goujon | 1.0.5625.010 |
| 14 | Hebel | lever | levier | 1.0.5615.020 |
| 15 | Schneidschraube | self-tapping screw | vis autotaraudeuse | 0095174 |





| | | | | |
|---|--------------------|-----------------------|------------------------|--------------|
| 1 | Verstärkungsleiste | ledge | arceau | 01.5641.02 |
| 2 | Einlauf unten kpl. | inlet under cpl. | entrée dessous cpl. | 01.5600.42 |
| 3 | Senkschraube | countersunk | concave | 0095623.5 |
| 4 | Zylinderschraube | socket head cap screw | vis à tête cylindrique | 0088823.5 |
| 5 | Bogenanschlag | bow stop | feuille arrêt | 01.5661.00 |
| 6 | Klemmhebel | clamping lever | levier de blocage | 2.0.5644.041 |

Kombi-Falztasche / combi.-buckle plates / poche peigne





| | | | | |
|----|---------------------|----------------------|--------------------------|---------------|
| 1 | Zahnriemen FTK 1+2 | toothed belt cbp 1+2 | courroie dentée pop 1+2 | 01.5673.24 |
| | Zahnriemen FTK 3+4 | toothed belt cbp 3+4 | courroie dentée pop 3+4 | 01.5673.25 |
| 2 | Taschenstab FTK 1+2 | pocket bar cbp 1+2 | de poche barre pop 1+2 | 10.5653.38 |
| | Taschenstab FTK 3+4 | pocket bar cbp 3+4 | de poche barre pop 3+4 | 10.5653.42 |
| 3 | Zahnriemen FTK 1+2 | toothed belt cbp 1+2 | courroie dentée pop 1+2 | 10.5673.16/17 |
| | Zahnriemen FTK 3+4 | toothed belt cbp 3+4 | courroie dentée pop 3+4 | 10.5673.18/19 |
| 4 | Längsholm FTK 1+2 | crosshead cbp 1+2 | traverse pop 1+2 | 01.5641.22 |
| | Längsholm FTK 3+4 | crosshead cbp 3+4 | traverse pop 3+4 | 01.5641.24 |
| 5 | Klemmstück links | clamp piece left | stuc de serrage à gauche | 10.5644.28 |
| 6 | Anschlag | limit stop | arrêt | 01.5651.24 |
| 7 | Klemmstück rechts | clamp piece right | stuc de serrage à droite | 10.5644.27 |
| 8 | Längsholm FTK 1+2 | crosshead cbp 1+2 | traverse pop 1+2 | 01.5641.23 |
| | Längsholm FTK 3+4 | crosshead cbp 3+4 | traverse pop 3+4 | 01.5641.25 |
| 9 | Exzenterbolzen | eccentric bolt | boulon d'excentrique | 10.5625.04 |
| 10 | Winkel | angle | angle | 10.5644.24 |





| | | | | |
|---|----------------------|-----------------------|----------------------------|--------------|
| 1 | Halter | holder | support | 10.5644.06 |
| | Senkschraube | countersunk | concave | 0095430.5 |
| 2 | Halter | holder | support | 17.5644.00 |
| 3 | Lagerbock | pillow block | palier | 1.0.5615.010 |
| 4 | Senkschraube | countersunk | concave | 0095463 |
| | Sechskantmutter | hexagon nut | écrou hexagonal | 0090852 |
| 5 | Distanzring | distance ring | distance bague | 10.5628.00 |
| 6 | Querwinkel | askew angle | transversal angle | 01.5653.45 |
| 7 | Einlaufblech | inletsheet | entrée plaque de métal | 01.5663.12 |
| 8 | Verstärkungsleiste | ledge | arceau | 01.5641.27 |
| 9 | Einlauf oben FTK 1+2 | inlet topside cbp 1+2 | entrée par en haut pop 1+2 | 01.5651.20 |
| | Einlauf oben FTK 3+4 | inlet topside cbp 3+4 | entrée par en haut pop 3+4 | 01.5651.22 |



KTL-Falztasche / KTL buckle plates / KTL poche



| | | | | |
|----|------------------|----------------|-------------------------|--------------|
| 1 | Klemmstück | clamp piece | stuc de serrage | 2.0.5644.041 |
| 2 | Beilage | shim | cale | 2.0.5644.051 |
| 3 | Zeiger | pointer | aiguille | 10.5685.00 |
| 4 | Maßstab | scale | mètre | 50 670 010 |
| 5 | Zahnrad | gearwheel | roue dentée | 5.0.5636.010 |
| 6 | Welle | shaft | arbre | 10.5621.02 |
| 7 | Zahnrad | gearwheel | roue dentée | 2.0.5686.010 |
| 8 | Welle | shaft | arbre | 10.5621.03 |
| 9 | 6-kt Hülse | hexagon sleeve | écrou douille hexagonal | 10.5626.00 |
| 10 | Zahnriemen | toothed belt | courroie dentée | 0102240 |
| 11 | Lagerstück | bearing piece | chaise palier stuc | 10.5644.00 |
| 12 | Zeiger | pointer | aiguille | 10.5685.02 |
| 13 | Lasche | clip | éclisse | 10.5644.02 |
| 14 | Einlauf oben | inlet topside | entrée par en haut | 10.5651.10 |
| 15 | Taschenstab | pocket bar | de poche barre | 10.5653.04 |
| 16 | Hebel | lever | levier | 1.0.5615.020 |
| 17 | Längsholm | crosshead | traverse | 10.5641.02 |
| 18 | Zahnriemen | toothed belt | courroie f dentée | 10.5673.01 |
| 19 | Träger oben | bearer topside | pylône par en haut | 10.5653.11 |
| 20 | Sechskantmutter | hexagon nut | écrou hexagonal | 10.5629.00 |
| 21 | Verbindungsblech | splicing plate | plaque de raccord | 10.5644.04 |
| 22 | Zahnriemen | toothed belt | courroie f dentée | 10.5673.03 |
| 23 | Längsholm | crosshead | traverse | 10.5641.03 |
| 24 | Hebel | lever | levier | 1.0.5615.030 |

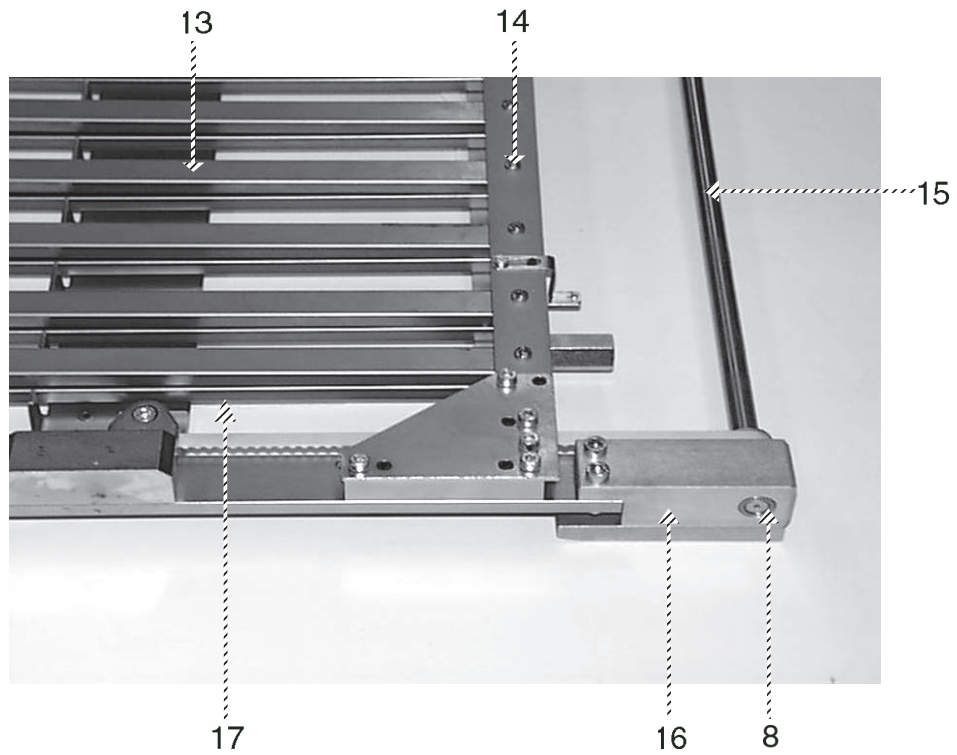
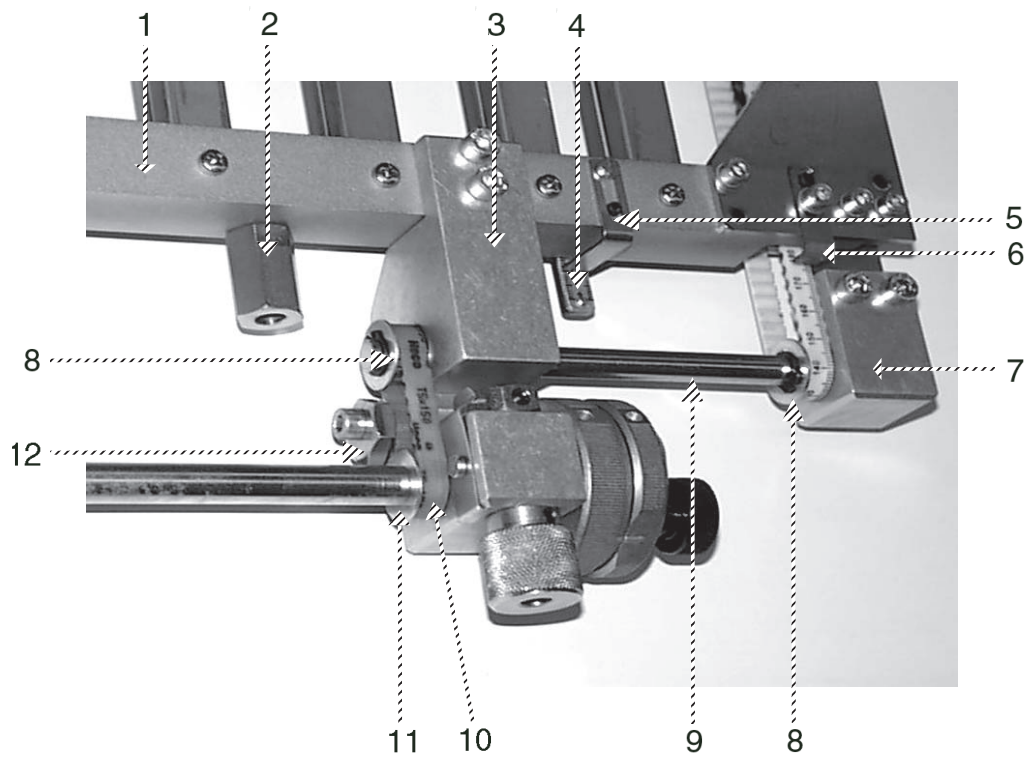


| | | | | |
|----|-------------------|--------------------|------------------------|--------------|
| 1 | Träger vorn unten | bearer ahead under | pylône avant dessous | 10.5653.02 |
| 2 | Einlauf oben | inlet topside | entrée par en haut | 10.5651.10 |
| 3 | Querwinkel | askew angle | transversal angle | 10.5641.10 |
| 4 | Bogenanschlag | bow stop | feuille arrêt | 10.5661.00 |
| 5 | Lasche | clip | éclisse | 10.5644.02 |
| 6 | Klemmstück | clamp piece | stuc de serrage | 2.0.5644.041 |
| | Beilage | shim | cale | 2.0.5644.051 |
| 7 | Lagerbock | pillow block | palier | 1.0.5615.010 |
| 8 | Hebel | lever | levier | 1.0.5615.030 |
| 9 | Halter | holder | support | 10.5644.06 |
| 10 | Bogenweiche | sheet deflector | aigille courbe | 10.5651.05 |
| 11 | Einlaufblech | inletsheet | entrée plaque de métal | 10.5663.02 |
| 12 | Blattfeder | plate spring | ressort à lames | 50 480 151 |
| 13 | Lagerstück | bearing piece | chaise palier stuc | 5.0.5644.060 |
| 14 | Zahnrad | gearwheel | roue dentée | 5.0.5636.010 |
| 15 | Sechskantmutter | hexagon nut | écrou hexagonal | 10.5629.00 |
| 16 | Träger unten | bearer under | pylône dessous | 10.5653.06 |
| 17 | Lagerstück | bearing piece | chaise palier stuc | 10.5644.00 |
| 18 | Lagerstück | bearing piece | chaise palier stuc | 5.0.5644.050 |





| | | | | |
|----|----------------------|---------------------------|---------------------------------|--------------|
| 1 | Zahnrad | gearwheel | roue dentée | 2.0.5636.020 |
| 2 | Bogenanschlag | bow stop | feuille arrêt | 10.5600.80 |
| 3 | Blattfeder | plate spring | ressort à lames | 3.0.5686.010 |
| 4 | 6-kt Hülse | hexagon sleeve | écrou douille hexagonal | 10.5626.00 |
| 5 | Buchse | bushing | douille | 5.0.5626.010 |
| 6 | Schnecke | snail | escargot | 3.0.5637.020 |
| 7 | Rändelring | knurled ring | moletée bague | 01.5628.01 |
| 8 | Schräg Zahnrad innen | helical bevel gear inside | roue conique hélicoïdale dedans | 3.0.5637.010 |
| 9 | Schneidschraube | self-tapping screw | vis autotaraudeuse | 0095174 |
| 10 | Verstärkungsleiste | ledge | arceau | 10.5641.11 |
| 11 | Einlaufblech | inletsheet | entrée plaque de métal | 10.5663.02 |

S-KTL-Falztasche / S-KTL buckle plates / S-KTL poche





| | | | | |
|----|-----------------|--------------------|-------------------------|--------------|
| 1 | Träger oben | bearer topside | pylône par en haut | 10.5653.11 |
| 2 | Sechskantmutter | hexagon nut | écrou hexagonal | 10.5629.00 |
| 3 | Lagerstück | bearing piece | chaise palier stuc | 10.5644.00 |
| 4 | Maßstab | scale | mètre | 50 670 010 |
| 5 | Zeiger | pointer | aiguille | 10.5685.02 |
| 6 | Zeiger | pointer | aiguille | 10.5685.00 |
| 7 | Lagerstück | bearing piece | chaise palier stuc | 5.0.5644.050 |
| 8 | Zahnrad | gearwheel | roue dentée | 5.0.5636.010 |
| 9 | Achse | arbor | arbre | 10.5621.02 |
| 10 | Zahnriemen | toothed belt | courroie f dentée | 0102240 |
| 11 | Zahnrad | gearwheel | roue dentée | 2.0.5636.010 |
| 12 | 6-kt Hülse | hexagon sleeve | écrou douille hexagonal | 10.5626.00 |
| | Buchse | bushing | douille | 5.0.5626.010 |
| 13 | Taschenstab | pocket bar | de poche barre | 10.5653.04 |
| 14 | Schneidschraube | self-tapping screw | vis autotaraudeuse | 0095174 |
| 15 | Welle | shaft | arbre | 10.5621.03 |
| 16 | Lagerstück | bearing piece | chaise palier stuc | 5.0.5644.060 |
| 17 | Taschenstab | pocket bar | de poche barre | 10.5653.19 |





| | | | | |
|---|--------------------|------------------|---------------------|------------|
| 1 | Welle | shaft | arbre | 10.5621.02 |
| 2 | Welle | shaft | arbre | 10.5621.03 |
| 3 | Bogenanschlag | bow stop | feuille arrêt | 10.5600.80 |
| 4 | Zahnriemen | toothed belt | courroie f dentée | 10.5673.03 |
| 5 | Einlauf oben | inlet topside | entrée par en haut | 10.5651.10 |
| 6 | Bogenweiche | sheet deflector | aigille courbe | 10.5651.05 |
| 7 | Zahnriemen | toothed belt | courroie f dentée | 10.5673.01 |
| 8 | Querwinkel | askew angle | transversal angle | 10.5641.10 |
| 9 | Einlauf unten kpl. | inlet under cpl. | entrée dessous cpl. | 10.5600.02 |



Fensterfalztasche / buckle plates window / poche fenêtre





| | | | | |
|----|------------------|--------------------|------------------------------|--------------|
| 1 | Lagerbock | pillow block | palier | 1.0.5615.010 |
| 2 | Bogenanschlag | bow stop | feuille arrêt | 01.5600.82 |
| 3 | Zahnriemen, Zoll | toothed belt, inch | courroie f dentée, inch | 01.5673.08 |
| | Zahnriemen mm | toothed belt mm | courroie f dentée mm | 01.5673.18 |
| 4 | Längsholm | crosshead | traverse | 01.5641.08 |
| 5 | Lagerstück | bearing piece | chaise palier stuc | 2.0.5644.030 |
| 6 | Zahnrad | gearwheel | roue dentée | 2.0.5636.010 |
| 7 | Welle | shaft | arbre | 01.5621.02 |
| 8 | Träger hinten | bearer aft | pylône à l'arrière | 01.5653.24 |
| 9 | Welle | shaft | arbre | 01.5621.03 |
| 10 | Längsholm | crosshead | traverse | 01.5641.07 |
| 11 | Zahnriemen | toothed belt | courroie f dentée | 01.5673.01 |
| 12 | Feder | spring | clavette | 0102835 |
| 13 | Klemmstück | clamp piece | stuc de serrage | 2.0.5644.041 |
| | Beilage | shim | cale | 2.0.5644.051 |
| 14 | Sechskantmutter | hexagon nut | écrou hexagonal | 50 410 021 |
| | Blattfeder | plate spring | ressort à lames | 50 480 151 |
| 15 | Hubmagnet | lifting magnet | électro[-aimant] m de levage | 0129809 |





| | | | | |
|---|------------------|----------------|--------------------|--------------|
| 1 | Hebel | lever | levier | 10.5664.04 |
| 2 | Lagerbock | pillow block | palier | 50 470 011 |
| 3 | Lagerbock | pillow block | palier | 50 810 301 |
| 4 | Bolzen | pin | goujon | 50 810 280 |
| 5 | Rändelring | knurled ring | moletée bague | 01.5628.01 |
| 6 | Lagerstück | bearing piece | chaise palier stuc | 50 700 020 |
| 7 | Stellring | set collar | bague de butée | 3.0.5628.060 |
| 8 | Verbindungsblech | splicing plate | plaque de raccord | 01.5662.01 |




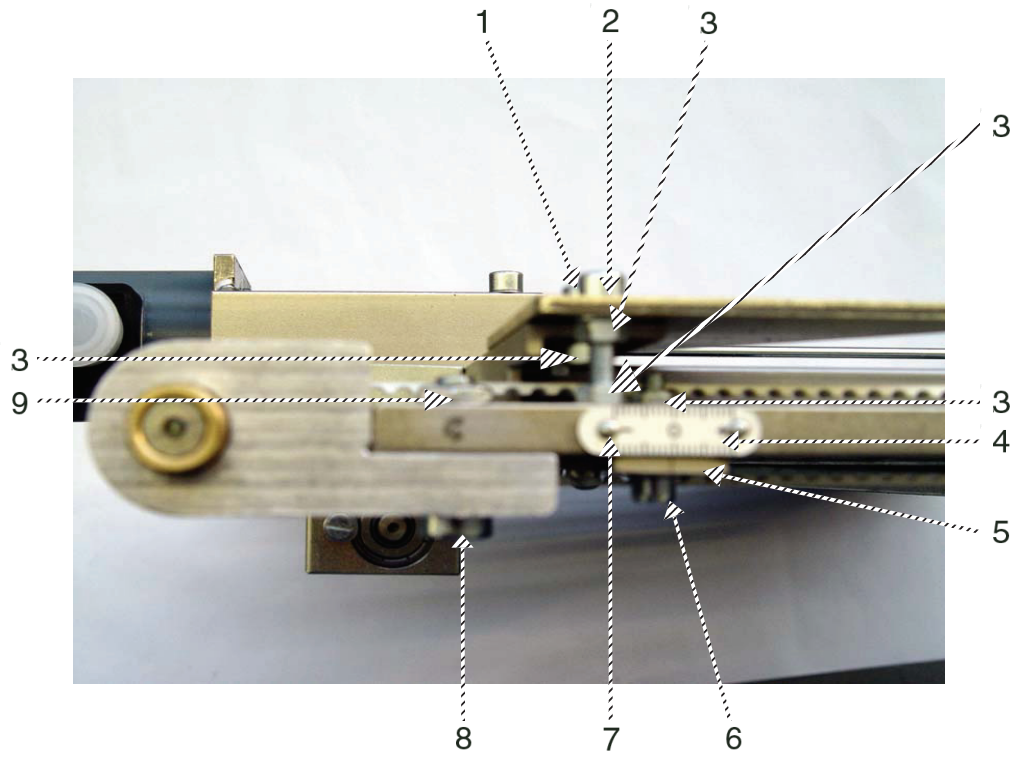
| | | | | |
|----|-------------------|--------------------|-------------------------|--------------|
| 1 | Halter | holder | support | 01.5644.00 |
| | Feder | spring | clavette | 0102835 |
| 2 | Einlauf oben kpl. | inlet topside cpl. | entrée par en haut cpl. | 01.5600.48 |
| 3 | Umleitblech | guide plate | chicane | 01.5662.04 |
| 4 | Taschenstab | pocket bar | de poche barre | 1.0.5652.330 |
| 5 | Lasche | clip | éclisse | 50 810 220 |
| 6 | Sechskantmutter | hexagon nut | écrou hexagonal | 0086694.5 |
| | Scheibe | disk | disque | 0086090.5 |
| 7 | Schneidschraube | self-tapping screw | vis autotaraudeuse | 0095174.5 |
| 8 | Splint | split-pin | goupille fendue | 0086025 |
| 9 | Schraubenzugfeder | [ex]tension spring | ressort de traction | 50 480 070 |
| 10 | Zugstange | towing bar | barre de remorquage | 01.5621.05 |
| 11 | Druckstange | forcing lever | barre de compression | 01.5621.04 |
| 12 | Lagerbock | pillow block | palier | 50 810 240 |





| | | | | |
|----|---------------------|-----------------------|-----------------------------|--------------|
| 1 | Zahnrad | gearwheel | roue dentée | 2.0.5636.020 |
| 2 | Träger hinten unten | support aft below | support à l'arrière dessous | 01.5653.02 |
| 3 | Bogenanschlag | bow stop | feuille arrêt | 01.5600.82 |
| 4 | Zylinderschraube | socket head cap screw | vis à tête cylindrique | 0085878.5 |
| | Sechskantmutter | hexagon nut | écrou hexagonal | 0086694.5 |
| | Scheibe | disk | disque | 0086090.5 |
| 5 | Einlauf unten kpl. | inlet under cpl. | entrée dessous cpl. | 01.5600.42 |
| 6 | Zunge | tongue | langue | 50 810 311 |
| 7 | Druckstange | forcing lever | barre de compression | 01.5621.04 |
| 8 | Zugstange | towing bar | barre de remorquage | 01.5621.05 |
| 9 | Taschenstab | pocket bar | de poche barre | 1.0.5652.330 |
| 10 | Schraubenzugfeder | [ex]tension spring | ressort de traction | 50 480 070 |



| | | | | |
|----|-----------------------------|-------------------------------|----------------------------------|------------------------|
| 1 | Hebel | lever | levier | 10.5664.04 |
| 2 | Lagerbock Kugellager | pillow block ball bearing | palier toulement à billes | 50 470 011 0109512 |
| 3 | Zahnrad | gearwheel | roue dentée | 2.0.5636.010 |
| 4 | Zylinderschraube Scheibe | socket head cap screw disk | vis à tête cylindrique disque | 0085761.5 0086090.5 |
| 5 | Blattfeder | plate spring | ressort à lames | 50 480 151 |
| 6 | Lagerstück | bearing piece | chaise palier stuc | 50 700 020 |
| 7 | Rändelhohlschraube | knurled screw | vis moletée | 0095836 |
| 8 | Schraube | screw | vis | 10.5629.01 |
| 9 | Scheibe | disk | disque | 3.0.5628.020 |
| 10 | Scheibe | disk | disque | 3.0.5628.010 |





| | | | | |
|----|---|---|--|--------------------------|
| 1 | Zylinderschraube | socked head cap screw | vis à tête cylindrique | 0094654.5 |
| 2 | Zylinderschraube | socked head cap screw | vis à tête cylindrique | 0094672 |
| 3 | Sechskantmutter | hexagon nut | écrou hexagonal | 0086827 |
| 4 | Maßstab | scale | mètre | 50 670 010 |
| 5 | Träger hinten unten | support aft below | support à l'arrière dessous | 01.5653.02 |
| 6 | Zylinderschraube | socked head cap screw | vis à tête cylindrique | 0094668.5 |
| 7 | Kerbnagel halbrund | grooved drive stud | clou cannelé | 0092965 |
| 8 | Zylinderschraube | socket head cap screw | vis à tête cylindrique | 0094805.5 |
| 9 | Sechskantmutter | hexagon nut | écrou hexagonal | 0086876.5 |
| 10 | Halter | holder | support | 01.5644.00 |
| 11 | Einlauf oben kpl. Taschenoberteil | inlet topside pocketable upper part | entrée par en haut de poche partie supérieure | 01.5600.48 01.5600.74 |
| 12 | Querholm oben | cross strut topside | entretroise par en haut | 01.5651.13 |
| 13 | Einlauf unten kpl. Taschenunterteil kpl. | inlet under cpl. pocketable under cpl. | entrée dessous cpl. de poche dessous cpl. | 01.5600.42 01.5600.70 |
| 14 | Verstärkungsleiste | ledge | arceau | 01.5641.02 |
| 15 | Senkschraube | countersunk screw | vis à tête conique ou fraisée | 0095463.5 |
| 16 | Sechskantmutter | hexagon nut | écrou hexagonal | 0086850.5 |





| | | | |
|---------------|-----------------|----------------|--------------|
| 1 Feder | spring | clavette | 0102835 |
| 2 Lagerbock | pillow block | palier | 1.0.5615.010 |
| 3 Umleitblech | guide plate | chicane | 01.5662.04 |
| 4 Bogenweiche | sheet deflector | aigille courbe | 01.5600.28 |

Anschläge, Abstreifer / limit stopper, scraper / arrêt, tracle





| | | | | |
|---|-----------------------|------------------------------|--------------------------------|-------------|
| 1 | Niederhalterrolle | smoother bar roll | serre-flan molette | 14.6400.17 |
| 2 | Kugelhalter kpl. | ball holder cpl. | boule support cpl. | 10.6400.71 |
| | Kugel D 20 Stahl | ball D 20 steel | boule D 20 acier | 0110262 |
| | Kugel D 20 Kunststoff | ball D 20 synthetic material | boule D 20 matière imitéeacier | 0110288 |
| 3 | Abstreifer kpl. KTL | scraper cpl. KTL | racle cpl. KTL | 10.6700.00 |
| | Abstreifer kpl. KL | scraper cpl. KL | racle cpl. KL | 10.6700.008 |
| 4 | Niederhalterrolle | smoother bar roll | serre-flan molette | 14.6400.16 |
| 5 | Anschlag kpl. | limit stop cpl. | arrêt cpl. | 10.6500.08 |
| 6 | Abstreifer kpl. | scraper cpl. | racle cpl. | 10.5500.42 |





| | | | | |
|----|----------------------------|------------------------------|-------------------------------|------------|
| 1 | Anschlag | limit stop | arrêt | 10.6544.14 |
| 2 | Anschlag rechts | limit stop right | arrêt à gauche | 10.6500.11 |
| 3 | Anschlag links | limit stop left | arrêt à droite | 13.6500.05 |
| 4 | Kugelhalter mit Bürste re. | ball holder with brush right | boule support à brosse à dro. | 10.6400.74 |
| 5 | Kugelhalter mit Bürste li. | ball holder with brush left | boule support à brosse à gau. | 10.6400.75 |
| 6 | Kugelhalter mit Bürste li. | ball holder with brush left | boule support à brosse à gau. | 10.6400.73 |
| 7 | Halter kpl. | holder cpl. | support cpl. | 10.6500.01 |
| 8 | Anschlag rechts | limit stop right | arrêt à gauche | 13.6500.04 |
| 9 | Anschlag links | limit stop left | arrêt à droite | 10.6500.12 |
| 10 | Halter kpl. | holder cpl. | support cpl. | 10.6500.00 |
| 11 | Kugelhalter mit Bürste re. | ball holder with brush right | boule support à brosse à dro. | 10.6400.72 |

Schutzeinrichtungen / protective gear / dispositifs pl protecteurs




| | | | | |
|----|-----------------------------------|---|---|--------------------|
| 1 | Haube kpl. 4+6 TA | hood cpl. 4+6 buckle plates | chape cpl. 4+6 poche | 10.5764.016 |
| 2 | Gummi-Klemmprofil Füllerprofil | rubber-clamping profile chargerprofile | caoutchouc-profilé à clé chargeprofilé | 0100400 0100048 |
| 3 | Scheibe | disc | disque | 10.5766.03 |
| 4 | Klemmhebel | clamping lever | levier de blocage | 0100641 |
| 5 | Welle | shaft | arbre | 10.5721.03 |
| 6 | Kantenschutzprofil | headerprofile | bordure de protection profilè | 0100412 |
| 7 | Kordelgriff | knurled handle | molette manche | 0100270 |
| 8 | Scheibe | disc | disque | 10.5766.033 |
| 9 | Rohr | tube | tube | 0100249 |
| 10 | Griff-Endstück | handle-end piece | manche-tronçon | 0100230 |
| 11 | Klemmhebel | clamping lever | levier de blocage | 0100641 |


| | | | | |
|----|--------------------|---------------------|--|------------|
| 1 | Schaumplatte | foam sheet | panneau en matière plastique cellulaire | 0101642 |
| 2 | Gasdruckfeder | gas pressure spring | tension du gaz clavette | 0100109 |
| 3 | Kantenschutzprofil | headerprofile | bordure de protection profilè | 0100412 |
| 4 | Hebel | lever | levier | 10.5744.01 |
| 5 | Hülse | bushing | douille | 10.5726.00 |
| | Biegefeder rechts | spiral spring right | ressort spiral à gauche | 10.5785.01 |
| | Biegefeder links | spiral spring left | ressort spiral à droite | 10.5785.00 |
| 6 | Bolzen | pin | goujon | 10.5725.06 |
| | Lager | bearing | palier | 0110424 |
| 7 | Hebel | lever | levier | 10.5744.02 |
| 8 | Platte | plate | plaque | 14.5744.09 |
| 9 | Kugellager | ball bearing | roulement à billes | 0109652 |
| 10 | Welle | shaft | arbre | 10.5721.03 |
| 11 | Kordelgriff | knurled handle | molette manche | 0100270 |



| | | | | |
|---|--------------|---------------------|------------------------|-------------|
| 1 | Haken | clasp | agrafe | 14.5744.11 |
| 2 | Ringschraube | lifting screw | vis à anneau de levage | 0101428 |
| 3 | Feder | spring | clavette | 0102562 |
| 4 | Platte | plate | plaque | 14.5744.09 |
| 5 | Kugellager | ball bearing | roulement à billes | 0109652 |
| 6 | Spannstift | spring dowel sleeve | goupille élastique | 0093435 |
| 7 | Hebel | lever | levier | 14.5764.01 |
| 8 | Scheibe | disc | disque | 10.5738.00 |
| 9 | Schutzblech | guard plate | tôle de sécurité | 10.5164.014 |



| | | | | |
|---|-----------------------|--------------------------------|---------------------------|--------------|
| 1 | Schutzhaube 6 TA | protective hood 6 bp | chape 6 poche | 10.5161.047 |
| | Schutzhaube 4 TA | protective hood 4 bp | chape 4 poche | 10.5161.044 |
| 2 | Werkzeugablage F-Anl. | tool place of deposit F-feeder | outil récepteur F-margeur | 01.4164.005 |
| | Werkzeugablage R-Anl. | tool place of deposit R-feeder | outil récepteur R-margeur | 1.0.4161.310 |
| 3 | Schutzhaube 4 TA | protective hood 4 bp | chape 4 poche | 10.5161.045 |
| | Schutzhaube 6 TA | protective hood 6 bp | chape 6 poche | 10.5161.046 |



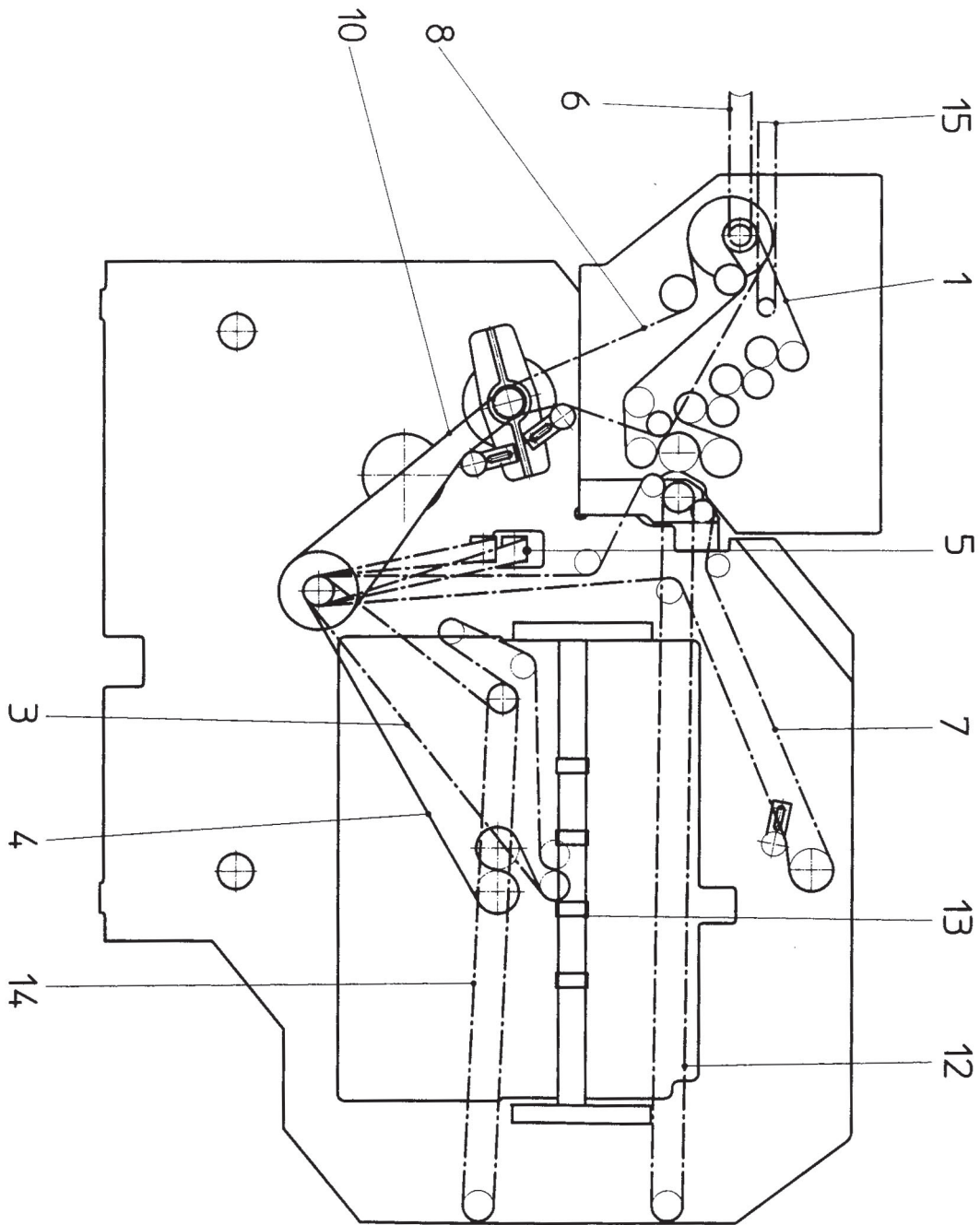
1 Schutzblech

guard plate

tôle de sécurité

1.0.4161.340

Bänder-/Riemenlauf; belt/strap flow; tome/courroie marche;



MBO

Bänder-und Riemen

V47.1

verstärkter Parallelbruchartrieb

Blatt1-Zchnng.nach V47

K760-Super KTL/KI

Datum ab März 2004

Benennung

| Benennung | | Pos. | Stk | Identnr. | | Abmessung |
|----------------------|-------------------|------|-----|----------|-----|-------------------|
| Prbr | 2Ta | 1 | 1 | 0540708 | | 35x1290 PU 1101 |
| | 4Ta | | 1 | 0540153 | | 35x1540 PU 1101 |
| | 6Ta | | 1 | 0540047 | | 35x1800 PU 1101 |
| Dr.Br.ohne MW | | 3 | 1 | 0106393 | | 30x1600 PU 1101 |
| Dr.Br.mit MW | | 4 | 1 | 0106450 | | 30x1775 PU 1101 |
| Kreuzbruch | | 5 | 1 | 0106818 | KTL | 30x4675 GG 8E |
| | | 5b | 1 | 0106819 | KL | 30x4115 GG 8E |
| Vacubelt | R-Anleger | | | | | |
| | F-Anleger | | | | | |
| | | 6 | | | | |
| Saugrad | R-Anleger | | 1 | 0105908 | | 20x2420 NE 2101 |
| | F-Anleger | | 1 | 0105909 | | 20x3080 NE 2101 |
| Antriebsband | | | | | | |
| Schwert Kr.Br. | | 7 | 1 | 0106522 | | 30x2375 NE 1702 |
| Hauptantrieb | Pr.Br.4Ta. R-Anl. | 8 | 1 | 0107612 | | 453 J8-1150 Lw |
| Hauptantrieb | Pr.Br.4Ta. F-Anl. | 8 | 1 | 0107620 | | 460 J8-1168 Lw |
| Hauptantrieb | Pr.Br.6Ta. R-Anl. | 8 | 1 | 0718346 | | 500 J8-1270 Lw |
| Hauptantrieb | Pr.Br.6Ta. F-Anl. | 8 | 1 | 0107610 | | 506 J8-1285 Lw |
| Hauptantrieb | K.-Bereich | 10 | 1 | 0107839 | | 400 J8x1016 Lw |
| Transportbänder | | | | | | |
| nach dem Prbr. | | 12 | 6 | 0105833 | | PU -VA 11 20x2115 |
| nach dem Krbr. | | 13 | 4 | 0105581 | KTL | PU -VA 11 20x1655 |
| | | 13b | 4 | 0105782 | KL | PU -VA 11 20x1895 |
| nach dem Drbr. | | 14 | 4 | 0105502 | KTL | PU -VA 11 20x1555 |
| Kugelleiste | | 15 | 1 | 0106924 | | PU -VA 11 50x2100 |

MBO-Gruppe weltweit/MBO group worldwide/Le groupe MBO mondia

MBO Deutschland

MBO Maschinenbau Oppenweiler Binder GmbH &
Co. KG
Postfach 1169
71567 Oppenweiler
DEUTSCHLAND
Tel.: +49 7191 46-0
Fax: +49 7191 46-34
<http://www.mbo-folder.com>
info@mbo-folder.com

MBO Portugal

MBO Binder-Macquinas Graficas, S.A.
Rua Joaquim Alves da Silva 240
4456-951 Perafita
PORTUGAL
Tel: +351 229 98 22 00
Fax: +351 229 98 22 01
<http://www.mbo-folder.com>
info@mbo-folder.com

MBO Amerika

MBO Binder & Co. of America
400 Highland Dr.
Westampton, NJ 08060
USA
Tel.: +1 609-267 2900
Fax: +1 609-267 1477
<http://www.mbo-folder.com>
info@mboamerica.com

MBO Frankreich

MBO France SAS
Z. A. Burospace N° 3, Route de Gisy - BP 33
91571 Bievres Cedex
FRANCE
Tel.: +33 1 69 35 50 90
Fax: +33 1 69 35 50 99
<http://www.mbo-folder.com>
info@mbofrance.fr

MBO China

MBO Binder Graphic Systems (Beijing) Co. Ltd.
No.3 Building, XingSheng Industry Park,
No.7 Tong Ji Zhong Lu,
BDA, Beijing 100176
P.R. CHINA
Tel.: +86 10 67 86 40 21 80
Fax: +86 10 67 87 35 02
<http://www.mbo-folder.com.cn>

MBO Herzog & Heymann


Herzog + Heymann GmbH + Co. KG
Postfach 110355
33663 Bielefeld
DEUTSCHLAND
Tel.: +49 5205 75 09-0
Fax: +49 5205 75 09-20
<http://www.herzog-heyman.com>
info@herzog-heyman.com

Parallelbruch

Parallel unit

Pli parallèle

Ersatzteilliste
Spare part list
Liste des pieces de rechange



K660/760

Für künftige Verwendung aufbewahren!
Alterations reserved!
Sous réserve de modifications!

| | | |
|--|---|--|
| Art der Maschine: Type of machine: Type de machine: | Parallelbruch Parallel unit Pli parallèle | |
| Ausführung: Model: Version: | K660/760 | |
| Art des Dokumentes: Typ of document: Nature du document: | Ersatzteilliste Spare part list Liste des pieces de rechange | |
| Hersteller: Manufacturer: Le fabricant: | MBO Maschinenbau Oppenweiler Binder GmbH & Co. KG Postfach 1169 71567 Oppenweiler DEUTSCHLAND Tel.: +49 7191 46 0 Fax: +49 7191 46 34 http://www.mbo-folder.com info@mbo-folder.com | |
| Dateiname: Dateiname (en): Dateiname (fr): | ETL_K660/760_PB | |
| Version: | 1.0 | Maschinen-Nr.: Machine No.: N° de la machine: |
| Stand: Date: Mise à jour: | 17.03.2009 | Serien-Nr.: Serial-No.: N° de série: |
| Sprache: Language: Langue: | de en fr | Sachbearbeiter: responsible person: Document suivi par: |
| | | Herr Matzner |

Änderungen vorbehalten!
Alterations reserved!
Sous réserve de modifications!

Kundendienstinformation

Halten Sie bei Ersatzteil-Bestellungen unbedingt die nachfolgenden Angaben bereit. Dies gewährleistet eine schnelle und fehlerfreie Auftragsbearbeitung.

| | |
|--|---|
| <ul style="list-style-type: none">• Kommissionsnummer, Fabrikationsnummer• Maschinentyp | Sie finden diese Angaben am Typenschild Ihrer Maschine. |
| <ul style="list-style-type: none">• Teilebezeichnung• Teilenummer• Dokumenten-Nummer | Sie entnehmen diese Informationen der Ersatzteilliste Ihrer Maschine. |

Die ausführlichen Informationen dazu finden Sie direkt zu Beginn des Ersatzteilordners.

Service information

In case of spare part orders, it is necessary to keep the following information ready.

This guarantees a quick and error-free order processing.

| | |
|--|---|
| <ul style="list-style-type: none">• Commission number, Fabrication number• Machine type | You will find these information on the type plate of your machine. |
| <ul style="list-style-type: none">• Part designation• Part number• Document number | You will find these information in the spare part list of your machine. |



You will find the detailed information at the beginning of this spare part list.

Information service après-vente



En cas de commandes concernant des pièces de rechange, veuillez tenir les indications suivantes à votre disposition. Ainsi, un traitement rapide et sans fautes de la commande peut être garanti.

| | |
|---|---|
| <ul style="list-style-type: none">• Numéro de commission, Numéro de fabrication• Type de la machine | Vous trouvez ces indications à la plaque signalétique de votre machine. |
| <ul style="list-style-type: none">• Désignation d'article• Numéro d'article• Numéro de document | Veuillez prendre ces informations de la liste de pièces de rechange de votre machine. |

Vous trouvez les informations détaillées au début de votre fichier de pièces de rechange.



| Kapitel: Chapter.: Chapitre: | Bezeichnung | Designation | Désignation | Seite: Page: Page: |
|---|---------------------------|----------------------------------|----------------------------------|-----------------------------------|
| 3.1 | Lagerung Falzwalzen | Bearing assembly folding rollers | Unité de support rouleaux plieur | 4 |
| 3.2 | Einstellung Falzwalzen | Adjustment folding rollers | Réglage de rouleaux plieur | 8 |
| 3.3 | Walzenantrieb | Roller drive | Entraînement de rouleau | 16 |
| 3.4 | Handradwelle und Lagerung | Handwheel shaft and bearing | Arbre du volant et palier | 20 |
| 3.5 | Antrieb | Drive | Entraînement | 26 |
| 3.6 | Falzwalzen | Folding rollers | Rouleaux plieurs | 28 |
| 3.7 | Messerwelle und Lagerung | Slitter shaft and bearing | Arbre de coupe et palier | 30 |
| 3.8 | Taschenleisten | buckle rails | guidages de poche | 36 |
| 3.9 | Schutze am Falzwerk | Guards at folding unit | Protection groupe de pliage | 40 |
| 3.10 | Schalldämmhaube | Noise damping hood | Carter anti-bruit | 44 |
| 3.11 | Drehgeber | Encoder | Codeur | 50 |





Parallelbruch
 Parallel unit
 Pli parallèle



ETL_K660/760_PB
 Version: 1.0



3.1

Lagerung Falzwalzen
Bearing assembly folding rollers
Unité de support rouleaux plieur



| Pos.: Nr.: N°.: | Bezeichnung | Designation | Désignation | Teile-Nr.: Partial-No.: Numéro partiel: |
|-------------------------------|------------------------------|-----------------------------------|---|---|
| | verwendete Stückliste | used parts list | liste de pièces utilisée | 01.5300.042 |
| 1 | Walzenhebel | lever | levier | 01.5311.000 |
| 2 | Walzenhebel | lever | levier | 01.5311.001 |
| 3 | Bolzen | pin | axe | 1.0.5325.011 |
| 4 | Sicherungsklemme | safety clamp | borne de sécurité | 0101592 |
| 5 | Bolzen | pin | axe | 01.5325.001 |
| 6 | Bolzen Lagerbuchse | pin bearing bush | axe douille de palier | 17.5325.01 0110668 |
| 7 | Sicherungsring | circlip | circlip | 0087452 |
| 8 | Tellerfeder Kugellager | belleville washer ball bearing | rondelle belleville roulement à billes | 0103317 0109678 |
| 9 | Bolzen Lagerbuchse | pin bearing bush | axe douille de palier | 1.0.5325.360 0110668 |



| | | | | | |
|---|---|-----------------|------------|--|---|
|  | Parallelbruch Parallel unit Pli parallèle | ETL_K660/760_PB | 3.1 | Lagerung Falzwalzen Bearing assembly folding rollers Unité de support rouleaux plieur |  5 |
| | | Version: 1.0 | | | |



| | | | | | |
|---|---|-----------------|------------|---|---|
|  | Parallelbruch Parallel unit Pli parallèle | ETL_K660/760_PB | 3.1 | Lagerung Falzwalzen Bearing assembly folding rollers Unité de support rouleaux plier |  6 |
| | | Version: 1.0 | | | |

| Pos.: Nr.: N°: | Bezeichnung | Designation | Désignation | Teile-Nr.: Partial-No.: Numéro partiel: |
|----------------------|---------------------------------|------------------------------------|---------------------------------------|---|
| 1 | Walzenhebel | lever | levier | 17.5311.00 |
| 2 | Bolzen | pin | axe | 01.5325.001 |
| 3 | Sicherungsklemme | safety clamp | borne de sécurité | 0101592 |
| 4 | Bolzen | pin | axe | 1.0.5325.011 |
| 5 | Bolzen Lagerbuchse | pin bearing bush | axe douille de palier | 1.0.5325.360 0110668 |
| 6 | Kupplungsstück Stellschraube | coupling piece adjustment screw | douille d'embrayage vis de réglage | 17.5326.00 50 370 040 |
| 7 | Bolzen Lagerbuchse | pin bearing bush | axe douille de palier | 17.5325.01 0110668 |
| 8 | Kupplung Federring | coupling spring ring | couplage bague élastique | 3.0.5226.010 3.0.5283.010 |
| 9 | Walzenhebel | lever | levier | 17.5311.01 |
| 10 | Gleitstein | sliding block | coulisseau | 1.0.5326.020 |

| | | | | | |
|---|---|-----------------|------------|--|---|
|  | Parallelbruch Parallel unit Pli parallèle | ETL_K660/760_PB | 3.1 | Lagerung Falzwalzen Bearing assembly folding rollers Unité de support rouleaux plieur |  7 |
| | | Version: 1.0 | | | |



Parallelbruch
 Parallel unit
 Pli parallèle

ETL_K660/760_PB



Version: 1.0

3.2

Einstellung Falzwalzen
Adjustment folding rollers
Réglage de rouleaux plieur



| Pos.: Nr.: N°.: verwendete Stückliste | Bezeichnung | Designation | Désignation | Teile-Nr.: Partial-No.: Numéro partiel: 01.5400.039 |
|--|--|--|--|--|
| 1 | Stellstück | adjustment piece | pièce de réglage | 17.5444.018 |
| 2 | Stellstück | adjustment piece | pièce de réglage | 17.5444.03 |
| 3 | Stellstück | adjustment piece | pièce de réglage | 17.5444.06 |
| 4 | Stellstück | adjustment piece | pièce de réglage | 17.5444.08 |
| 5 | Stellstück | adjustment piece | pièce de réglage | 17.5444.01 |
| 6 | Stellstück | adjustment piece | pièce de réglage | 17.5444.04 |
| 7 | Stellstück | adjustment piece | pièce de réglage | 17.5444.07 |
| 8 | Stellstück | adjustment piece | pièce de réglage | 17.5444.09 |
| 9 | Leiste rechts 4 Taschen 6 Taschen | bar right 4 buckles 6 buckles | barre à droite 4 poches 6 poches | 01.5441.001 01.5441.003 |
| 10 | Abdrückbügel | bow | fourchette | 2.0.5486.010 |
| 11 | Griff kpl. Gewindestift | handle cpl. grub screw | poignée cpl. goupille filetée | 17.5400.026 4.0.5428.010 |
| 12 | Druckstück | thrust piece | pièce de retenue | 1.0.5415.320 |
| 13 | Stellstück Feder Zylinderschraube Sicherungsscheibe | adjustment piece spring allen screw safety washer | pièce de réglage ressort vis à tête cylindrique rondelle de blocage | 1.0.5415.300 0102913 0088799.5 0101543 |



Parallelbruch
Parallel unit
Pli parallèle

ETL_K660/760_PB



Version: 1.0

3.2

Einstellung Falzwalzen
Adjustment folding rollers
Réglage de rouleaux plieur



| Pos.: Nr.: N°: | Bezeichnung | Designation | Désignation | Teile-Nr.: Partial-No.: Numéro partiel: |
|----------------------|--|--|--|---|
| 1 | Stellstück | adjustment piece | pièce de réglage | 17.5444.09 |
| 2 | Stellstück | adjustment piece | pièce de réglage | 17.5444.07 |
| 3 | Stellstück | adjustment piece | pièce de réglage | 17.5444.04 |
| 4 | Stellstück | adjustment piece | pièce de réglage | 17.5444.01 |
| 5 | Stellstück | adjustment piece | pièce de réglage | 17.5444.08 |
| 6 | Stellstück | adjustment piece | pièce de réglage | 17.5444.06 |
| 7 | Stellstück | adjustment piece | pièce de réglage | 17.5444.03 |
| 8 | Stellstück | adjustment piece | pièce de réglage | 17.5444.018 |
| 9 | Leiste links 4 Taschen 6 Taschen | bar left 4 buckles 6 buckles | barre à gauche 4 poches 6 poches | 01.5441.000 01.5441.002 |
| 10 | Abdrückbügel | bow | fourchette | 2.0.5486.010 |
| 11 | Griff kpl. Gewindestift | handle cpl. grub screw | poignée cpl. goupille filetée | 17.5400.026 4.0.5428.010 |
| 12 | Druckstück | thrust piece | pièce de retenue | 1.0.5415.320 |
| 13 | Stellstück Feder Zylinderschraube Sicherungsscheibe | adjustment piece spring allen screw safety washer | pièce de réglage ressort vis à tête cylindrique rondelle de blocage | 1.0.5415.300 0102913 0088799.5 0101543 |



Parallelbruch
Parallel unit
Pli parallèle

ETL_K660/760_PB



Version: 1.0

3.2

Einstellung Falzwalzen
Adjustment folding rollers
Réglage de rouleaux plieur



| Pos.: Nr.: N°: | Bezeichnung | Designation | Désignation | Teile-Nr.: Partial-No.: Numéro partiel: |
|----------------------|--|--|---|---|
| 1 | Lasche Zylinderschraube Sicherungsscheibe Kerbstift | connecting link allen screw safety washer grooved pin | eclisse vis à tête cylindrique rondelle de blocage goupille cannelée | 1.0.5444.310 0088823.5 0101543 0092928 |
| 2 | Halter Zylinderschraube Sicherungsscheibe | support allen screw safety washer | support vis à tête cylindrique rondelle de blocage | 1.0.5415.310 0088880.5 0101543 |
| 3 | Bolzen Sechskantmutter | pin hexagon nut | axe ecrou à six pans | 5.0.5325.061 0090852.5 |
| 4 | Feder | spring | ressort | 0102947 |
| 5 | Lasche Zylinderschraube Sicherungsscheibe Kerbstift | connecting link allen screw safety washer grooved pin | eclisse vis à tête cylindrique rondelle de blocage goupille cannelée | 1.0.5444.300 0088823.5 0101543 0092928 |
| 6 | Feder | spring | ressort | 0102761 |
| 7 | Ringschraube Sechskantmutter | lifting screw hexagon nut | vis à anneau ecrou à six pans | 0101428 0090845.5 |
| 8 | Halter Zylinderschraube | support allen screw | support vis à tête cylindrique | 1.0.5443.300 0088799.5 |



Parallelbruch
 Parallel unit
 Pli parallèle

ETL_K660/760_PB



Version: 1.0

3.2


Einstellung Falzwalzen
Adjustment folding rollers
Réglage de rouleaux plieur





| Pos.: Nr.: N°: | Bezeichnung | Designation | Désignation | Teile-Nr.: Partial-No.: Numéro partiel: |
|----------------------|--|--|---|---|
| 1 | Lasche Zylinderschraube Sicherungsscheibe Kerbstift | connecting link allen screw safety washer grooved pin | eclisse vis à tête cylindrique rondelle de blocage goupille cannelée | 1.0.5444.310 0088823.5 0101543 0092928 |
| 2 | Bolzen Sechskantmutter | pin hexagon nut | axe ecrou à six pans | 5.0.5325.061 0090852.5 |
| 3 | Halter Zylinderschraube Sicherungsscheibe | support allen screw safety washer | support vis à tête cylindrique rondelle de blocage | 1.0.5415.310 0088880.5 0101543 |
| 4 | Feder | spring | ressort | 0102947 |
| 5 | Lasche Zylinderschraube Sicherungsscheibe Kerbstift | connecting link allen screw safety washer grooved pin | eclisse vis à tête cylindrique rondelle de blocage goupille cannelée | 1.0.5444.300 0088823.5 0101543 0092928 |
| 6 | Feder | spring | ressort | 0102761 |
| 7 | Ringschraube Sechskantmutter | lifting screw hexagon nut | vis à anneau ecrou à six pans | 0101428 0090845.5 |
| 8 | Halter Zylinderschraube | support allen screw | support vis à tête cylindrique | 1.0.5443.300 0088799.5 |






| Pos.: Nr.: N°: | Bezeichnung | Designation | Désignation | Teile-Nr.: Partial-No.: Numéro partiel: |
|----------------------|---|---|--|---|
| | verwendete Stückliste | used parts list | liste de pièces utilisée | 01.5200.109 |
| 1 | Kupplung kpl. Kupplung Federring Zylinderschraube | coupling cpl. coupling spring ring allen screw | couplage cpl. couplage bague élastique vis à tête cylindrique | 17.5200.286 3.0.5226.010 3.0.5283.010 0088658.5 |
| 2 | Riemenscheibe kpl. Zylinderschraube Distanzring Sicherungsscheibe Sechskantmutter | pulley cpl. allen screw spacer ring safety washer hexagon nut | poulie cpl. vis à tête cylindrique bague entretoise rondelle de blocage ecrou à six pans | 17.5200.289 0089078.5 17.5228.011 0101550 0090878.5 |
| 3 | Lasche Zylinderschraube Sicherungsscheibe | connecting link allen screw safety washer | eclisse vis à tête cylindrique rondelle de blocage | 01.5244.013 0089268.5 0101576 |
| 4 | Kupplung kpl. Kupplung Federring Zylinderschraube | coupling cpl. coupling spring ring allen screw | couplage cpl. couplage bague élastique vis à tête cylindrique | 01.5200.111 3.0.5226.010 3.0.5283.010 0088658.5 |
| 5 | Riemenscheibe kpl. Zylinderschraube Distanzring Sicherungsscheibe Sechskantmutter | pulley cpl. allen screw spacer ring safety washer hexagon nut | poulie cpl. vis à tête cylindrique bague entretoise rondelle de blocage ecrou à six pans | 17.5200.289 0089078.5 17.5228.009 0101550 0090878.5 |
| 6 | Band 4 Taschen 6 Taschen | tape 4 buckles 6 buckles | bande 4 poches 6 poches | 0540153 0540047 |
| 7 | Sechskantschraube Sechskantmutter | hexagon-head screw hexagon nut | vis à six pans ecrou à six pans | 0090555.5 0090878.5 |
| 8 | Halter Zylinderschraube Sicherungsscheibe | support allen screw safety washer | support vis à tête cylindrique rondelle de blocage | 21.5244.03 0088823.5 0101543 |



| Pos.: Nr.: N°: | Bezeichnung | Designation | Désignation | Teile-Nr.: Partial-No.: Numéro partiel: |
|----------------------|---------------------------------------|---|---|---|
| 1 | Lagerplatte 4 Taschen 6 Taschen | bearing plate 4 buckles 6 buckles | plaque de support 4 poches 6 poches | 01.5244.007 01.5244.010 |

| | | | | | |
|---|---|-----------------|------------|---|---|
|  | Parallelbruch Parallel unit Pli parallèle | ETL_K660/760_PB | 3.3 | Walzenantrieb Roller drive Entraînement de rouleau |  |
| | | Version: 1.0 | | | |





D21822

D21821

3

2

4



Parallelbruch
Parallel unit
Pli parallèle

ETL_K660/760_PB



Version: 1.0

3.4

Handradwelle und Lagerung
Handwheel shaft and bearing
Arbre du volant et palier



| Pos.: Nr.: N°: | Bezeichnung | Designation | Désignation | Teile-Nr.: Partial-No.: Numéro partiel: |
|----------------------|---|--|--|---|
| 1 | Lagerflansch K660 / K760 F / FP95-Anleger, 4 Taschen F / FP95-Anleger, 6 Taschen R-Anleger, 4 Taschen R-Anleger, 6 Taschen Kugellager Sicherungsring Passscheibe | bearing flange K660 / K760 F / FP95 feeder, 4 buckles F / FP95 feeder, 6 buckles R feeder, 4 buckles R feeder, 6 buckles ball bearing circlip shim ring | flasque de support K660 / K760 margeur F / FP95, 4 poches margeur F / FP95, 6 poches margeur R, 4 poches margeur R, 6 poches roulement à billes circlip rondelle d'ajustage | 01.5227.020 01.5227.023 01.5227.025 01.5227.025 0109728 0087494 0092429 |
| 2 | Antriebsbolzen | drive bolt | boulon d'entraînement | 10.5225.001 |
| 3 | Bandrolle kpl. | tape roller cpl. | galet de transport cpl. | 06.4100.28 |
| 4 | Bandrolle kpl. Antriebsbolzen | tape roller cpl. drive bolt | galet de transport cpl. boulon d'entraînement | 09.6200.17 10.5225.002 |



Parallelbruch
Parallel unit
Pli parallèle

ETL_K660/760_PB



Version: 1.0

3.4


Handradwelle und Lagerung
Handwheel shaft and bearing
Arbre du volant et palier




| Pos.: Nr.: N°: | Bezeichnung | Designation | Désignation | Teile-Nr.: Partial-No.: Numéro partiel: |
|----------------------|---|---|---|---|
| 1 | Lagerflansch K660 / K760 F / FP95-Anleger, 4 Taschen F / FP95-Anleger, 6 Taschen R-Anleger, 4 Taschen R-Anleger, 6 Taschen Kugellager Sicherungsring Zylinderschraube Sicherungsscheibe Kerbstift | bearing flange K660 / K760 F / FP95 feeder, 4 buckles F / FP95 feeder, 6 buckles R feeder, 4 buckles R feeder, 6 buckles ball bearing circlip allen screw safety washer grooved pin | flasque de support K660 / K760 margeur F / FP95, 4 poches margeur F / FP95, 6 poches margeur R, 4 poches margeur R, 6 poches roulement à billes circlip vis à tête cylindrique rondelle de blocage goupille cannelée | 01.5227.019 01.5227.022 01.5227.024 01.5227.024 0109728 0087494 0089003.5 0101550 0092936 |
| 2 | Welle K660 F / FP95-Anleger, 4 Taschen F / FP95-Anleger, 6 Taschen R-Anleger, 4 Taschen R-Anleger, 6 Taschen K760 F / FP95-Anleger, 4 Taschen F / FP95-Anleger, 6 Taschen R-Anleger, 4 Taschen R-Anleger, 6 Taschen Paßfeder Paßfeder | shaft K660 F / FP95 feeder, 4 buckles F / FP95 feeder, 6 buckles R feeder, 4 buckles R feeder, 6 buckles K760 F / FP95 feeder, 4 buckles F / FP95 feeder, 6 buckles R feeder, 4 buckles R feeder, 6 buckles key key | arbre K660 margeur F / FP95, 4 poches margeur F / FP95, 6 poches margeur R, 4 poches margeur R, 6 poches K760 margeur F / FP95, 4 poches margeur F / FP95, 6 poches margeur R, 4 poches margeur R, 6 poches ressort d'ajustage ressort d'ajustage | 01.5221.008 01.5221.04 01.5221.008 01.5221.008 01.5221.04 01.5221.04 01.5221.04 01.5221.04 0094508 0094318 |
| 3 | Distanzhülse | distance sleeve | douille entretoise | 10.5226.002 |
| 4 | Sicherheitshandrad | safety handwheel | volant à main | 1437839 |
| 5 | Kupplungsstück | coupling piece | douille d'embrayage | 01.5200.15 |
| 6 | Riemenscheibe | pulley | poulie | 15.5232.03 |





| Pos.: Nr.: N°: | Bezeichnung | Designation | Désignation | Teile-Nr.: Partial-No.: Numéro partiel: |
|----------------------|--|--|--|--|
| | verwendete Stückliste | used parts list | liste de pièces utilisée | 10.6200.02 |
| 1 | Lagerbock Welle Paßfeder Passscheibe Passscheibe Axialscheibe Kugellager Sicherungsring | bearing bracket shaft key shim ring shim ring axial disk ball bearing circlip | support de palier arbre ressort d'ajustage rondelle d'ajustage rondelle d'ajustage disque de roulement axial roulement à billes circlip | 10.6200.00 10.6221.01 0094458 0092429 0092292 0110447 0109827 0087528 |
| 2 | Bandrolle kpl. | tape roller cpl. | galet de transport cpl. | 06.4100.28 |
| 3 | Motor Zylinderschraube Sicherungsscheibe Sechskantmutter | motor allen screw safety washer hexagon nut | moteur vis à tête cylindrique rondelle de blocage ecrou à six pans | 0103885 0089219.5 0101568 0090894.5 |
| 4 | Kupplung | coupling | couplage | 0103572 |
| 5 | Lasche | connecting link | eclisse | 10.6244.05 |
| 6 | Lasche | connecting link | eclisse | 10.6244.07 |
| 7 | Lagergehäuse Zylinderschraube | bearing housing allen screw | logement de palier vis à tête cylindrique | 10.6227.00 0088922.5 |
| 8 | Riemenscheibe | pulley | poulie | 10.6233.03 |
| 9 | Keilrillenscheibe | V-belt pulley | poulie à gorges | 5.0.7132.010 |
| 10 | Kugellager | ball bearing | roulement à billes | 0109775 |





| Pos.: Nr.: N°: | Bezeichnung | Designation | Désignation | Teile-Nr.: Partial-No.: Numéro partiel: |
|----------------------|---------------------|--------------------------|--------------------------|---|
| | Falzwalzen | Folding rollers | Rouleaux plieurs | |
| 1 | Falzwalze Standard | folding roller standard | rouleau plieur standard | 01.5300.03 |
| | Falzwalze High Grip | folding roller High Grip | rouleau plieur High Grip | 01.5300.04 |
| | Segmentfalzwalze | segmented foldroller | rouleau plieur à segment | 01.5300.055 |



| Pos.: Nr.: N°: | Bezeichnung | Designation | Désignation | Teile-Nr.: Partial-No.: Numéro partiel: |
|----------------------|---|---|---|--|
| | verwendete Stückliste | used parts list | liste de pièces utilisée | 01.5300.045 |
| 1 | Stelling Sechskantschraube | set collar hexagon-head screw | bague de réglage vis à six pans | 0088260.5 0090324.5 |
| 2 | Lagerbolzen Sechskantmutter Sicherungsscheibe | bearing bolt hexagon nut safety washer | axe de support écrou à six pans rondelle de blocage | 5.0.5325.010 0086959.5 0101576 |
| 3 | Steckachse kpl. Steckachse Sicherungsring O-Ring T-Griff Passscheibe Walzenhebel Lagerbuchse Lagerbuchse Stellschraube Bolzen Zylinderschraube | plug bearing cpl. plug bearing circlip O-seal t-shaped grip shim ring lever bearing bush bearing bush adjustment screw pin allen screw | tourillon cpl. tourillon circlip joint torique poignée en T rondelle d'ajustage levier douille de palier douille de palier vis de réglage axe vis à tête cylindrique | 01.5300.060 1.0.5325.380 0087247 0101105 0100260 0092203 01.5311.002 0110775 5.0.5326.030 50 370 040 1.0.5325.011 0088658.5 |
| 4 | Steckachse kpl. Steckachse Sicherungsring O-Ring Lagerbuchse Stellschraube T-Griff Passscheibe | plug bearing cpl. plug bearing circlip O-seal bearing bush adjustment screw t-shaped grip shim ring | tourillon cpl. tourillon circlip joint torique douille de palier vis de réglage poignée en T rondelle d'ajustage | 01.5300.040 1.0.5325.380 0087247 0101105 20.5326.002 50 370 040 0100260 0092203 |
| 5 | Zylinderschraube Sicherungsscheibe | allen screw safety washer | vis à tête cylindrique rondelle de blocage | 0088849.5 0101543 |



| Pos.: Nr.: N°: | Bezeichnung | Designation | Désignation | Teile-Nr.: Partial-No.: Numéro partiel: |
|----------------------|--|--|---|--|
| 1 | Lagerhebel kpl. Welle Distanzring Paßfeder Walzenhebel Lagerbuchse Kugellager Sicherungsring Passscheibe Passscheibe Distanzring Bolzen Zylinderschraube Kupplungsstück Gewindestift | swivelling lever cpl. shaft spacer ring key ever bearing bush ball bearing circlip shim ring shim ring spacer ring pin allen screw coupling piece grub screw | levier à palier cpl. arbre bague entretoise ressort d'ajustage levier douille de palier roulement à billes circlip rondelle d'ajustage rondelle d'ajustage bague entretoise axe vis à tête cylindrique douille d'embrayage goupille filetée | 01.5300.061 1.0.5325.091 35.5328.04 0094318 01.5311.003 0110775 0109678 0087452 0092452 0092445 35.5328.00 1.0.5325.011 0088658 3.0.5326.030 0089672 |
| 2 | Stellring Sechskantschraube | set collar hexagon-head screw | bague de réglage vis à six pans | 0088260.5 0090324.5 |
| 3 | Lagerbolzen Sechskantmutter Sicherungscheibe | bearing bolt hexagon nut safety washer | axe de support ecrou à six pans rondelle de blocage | 5.0.5325.010 0086959.5 0101576 |
| 4 | Lagerflansch kpl. Flansch Kugellager Sicherungsring Passscheibe Passscheibe Welle Distanzring Distanzring Paßfeder Kupplungsstück | bearing flange cpl. flange ball bearing circlip shim ring shim ring shaft spacer ring spacer ring key coupling piece | flasque de support cpl. bride roulement à billes circlip rondelle d'ajustage rondelle d'ajustage arbre bague entretoise bague entretoise ressort d'ajustage douille d'embrayage | 35.5300.45 1.0.5312.300 0109678 0087452 0092452 0092445 1.0.5325.091 35.5328.04 35.5328.00 0094318 3.0.5326.030 |



Parallelbruch
 Parallel unit
 Pli parallèle

ETL_K660/760_PB



Version: 1.0

3.7

Messerwelle und Lagerung
Slitter shaft and bearing
Arbre de coupe et palier



| Pos.: Nr.: N°: | Bezeichnung | Designation | Désignation | Teile-Nr.: Partial-No.: Numéro partiel: |
|----------------------|---|--|--|---|
| 1 | Messerwelle kpl. Messerwelle Kugellager Zapfen Spannstift | slitter shaft cpl. slitter shaft ball bearing journal spring pin | arbre de coupe cpl. arbre de coupe roulement à billes tourillon goupille élastique | 01.5300.049 01.5323.02 0109595 2.0.5326.029 0094961 |
| 2 | Transportrolle Stellschraube | transport roller adjustment screw | roulette de transport vis de réglage | 01.5339.00 50 370 040 |



3




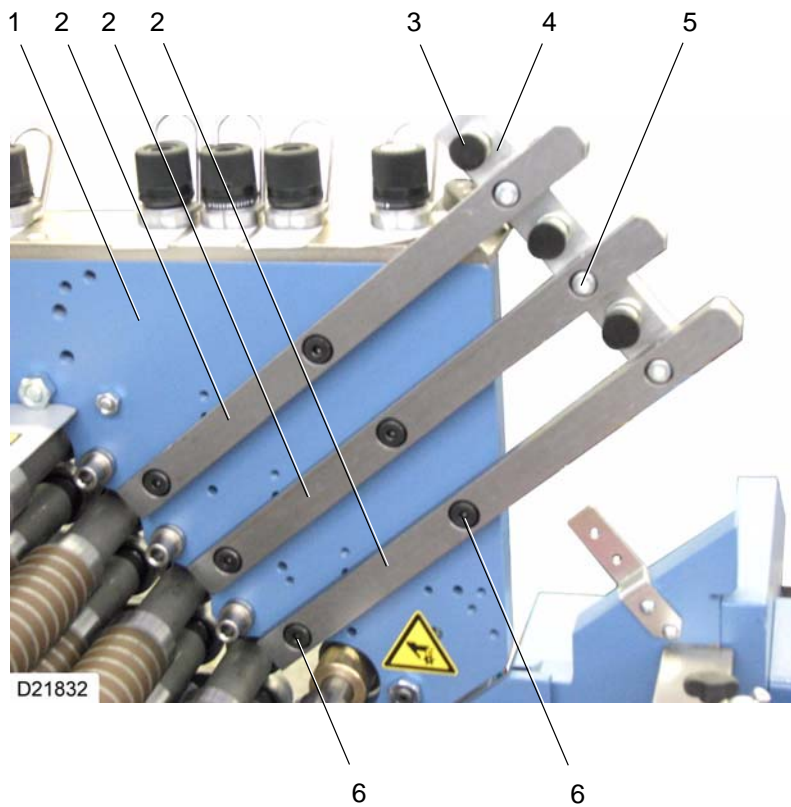
Parallelbruch
 Parallel unit
 Pli parallèle

ETL_K660/760_PB
 Version: 1.0

3.8

Taschenleisten
 buckle rails
 guidages de poche

| Pos.: Nr.: N°: | Bezeichnung | Designation | Désignation | Teile-Nr.: Partial-No.: Numéro partiel: |
|----------------------|--|--|--|---|
| | verwendete Stückliste | used parts list | liste de pièces utilisée | 01.5100.150 |
| 1 | Taschenleiste | buckle rail | guidage de poche | 01.544.006 |
| 2 | Zylinderschraube | allen screw | vis à tête cylindrique | 0094805.5 |
| 3 | Exzenterhebel Druckfeder | eccentric lever compression spring | levier d'excentrique ressort à pression | 5.0.5125.010 2.0.5681.010 |
| 4 | Klemmplatte 4 Taschen 6 Taschen | clamping plate 4 buckles 6 buckles | plaque de serrage 4 poches 6 poches | 01.5144.004 01.5144.005 |
| 5 | Passschraube | dowel screw | boulon ajusté | 0096206 |
| 6 | Seitenteil A 4 Taschen 6 Taschen | side plate A 4 buckles 6 buckles | pièce latérale A 4 poches 6 poches | 01.5111.019 01.5111.022 |
| 7 | Taschenleiste | buckle rail | guidage de poche | 01.5100.118 |



Parallelbruch
Parallel unit
Pli parallèle

ETL_K660/760_PB

Version: 1.0



3.8

Taschenleisten
buckle rails
guidages de poche



38

| Pos.: Nr.: N°: | Bezeichnung | Designation | Désignation | Teile-Nr.: Partial-No.: Numéro partiel: |
|----------------------|--|--|--|---|
| 1 | Seitenteil B 4 Taschen 6 Taschen | side plate B 4 buckles 6 buckles | pièce latérale B 4 poches 6 poches | 01.5111.018 01.5111.021 |
| 2 | Taschenleiste | buckle rail | guidage de poche | 01.544.006 |
| 3 | Exzenterhebel Druckfeder | eccentric lever compression spring | levier d'excentrique ressort à pression | 5.0.5125.010 2.0.5681.010 |
| 4 | Klemmplatte 4 Taschen 6 Taschen | clamping plate 4 buckles 6 buckles | plaque de serrage 4 poches 6 poches | 01.5144.004 01.5144.005 |
| 5 | Zylinderschraube | allen screw | vis à tête cylindrique | 0094805.5 |
| 6 | Passschraube | dowel screw | boulon ajusté | 0096206 |
| 7 | Taschenleiste | buckle rail | guidage de poche | 01.5100.118 |



Parallelbruch
 Parallel unit
 Pli parallèle

ETL_K660/760_PB

Version: 1.0


3.9

Schutze am Falzwerk
Guards at folding unit
Protection groupe de pliage

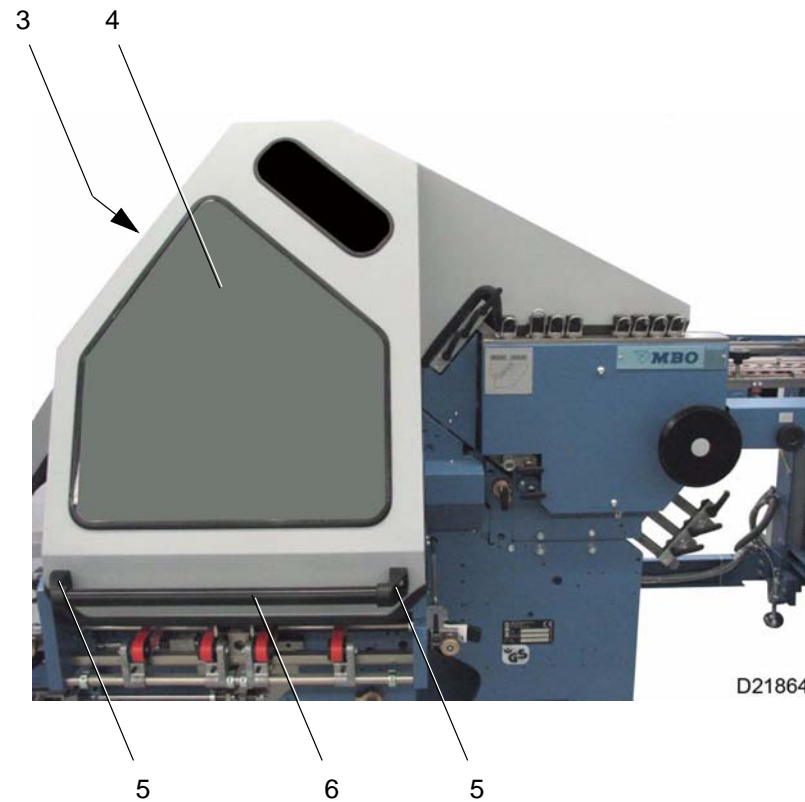



40

| Pos.: Nr.: N°: | Bezeichnung | Designation | Désignation | Teile-Nr.: Partial-No.: Numéro partiel: |
|----------------------|---|---|--|---|
| | verwendete Stückliste | used parts list | liste de pièces utilisée | 01.5100.132 |
| 1 | Schutzhaube A 4 Taschen 6 Taschen Kantenschutzprofil Mutter Bolzen | guard hood A 4 buckles 6 buckles edge protection nut pin | capot de protection A 4 poches 6 poches protection de bords ecrou axe | 10.5161.044 10.5161.047 0100412 10.5129.004 10.5125.007 |
| 2 | Flachkopfschraube | pan head screw | vis à tête plate | 0086017.5 |
| 3 | Abdeckblech | cover plate | tôle de recouvrement | 10.6161.08 |
| 4 | Schutzhaube B 4 Taschen 6 Taschen Kantenschutzprofil Bolzen | guard hood B 4 buckles 6 buckles edge protection pin | capot de protection B 4 poches 6 poches protection de bords axe | 10.5161.045 10.5161.046 0100412 10.5125.006 |
| 5 | Schutzhaube | guard hood | capot de protection | 10.6161.11 |



| Pos.: Nr.: N°: | Bezeichnung | Designation | Désignation | Teile-Nr.: Partial-No.: Numéro partiel: |
|----------------------|------------------|-------------|------------------------|---|
| 1 | Traverse | cross bar | traverse | 01.5141.05 |
| 2 | Schutzblech | guard plate | tôle de protection | 1.5161.052 |
| 3 | Zylinderschraube | allen screw | vis à tête cylindrique | 0088781.5 |



Parallelbruch
 Parallel unit
 Pli parallèle

ETL_K660/760_PB


Version: 1.0

3.10


Schalldämmhaube
 Noise damping hood
 Carter anti-buit



| Pos.: Nr.: N°: | Bezeichnung | Designation | Désignation | Teile-Nr.: Partial-No.: Numéro partiel: |
|----------------------|--|---|--|---|
| | verwendete Stückliste | used parts list | liste de pièces utilisée | 10.5700.230 |
| 1 | Haube kpl. Schaumplatten Dichtungsprofil | hood cpl. foam rubber plates profiled joint | capot cpl. plaques de caoutchouc mousse profilé d'étanchéité | 10.5764.020 0101642 0099812 |
| 2 | Kantenschutzprofil | edge protection | protection de bords | 0100412 |
| 3 | Scheibe Gummi-Klemmprofil Füllerprofil | pane weather stripping sealing material | vitre caoutchouc de protection joint de blocage | 10.5766.03 0100400 0100048 |
| 4 | Scheibe Gummi-Klemmprofil Füllerprofil | pane weather stripping sealing material | vitre caoutchouc de protection joint de blocage | 10.5766.033 0100400 0100048 |
| 5 | Griff Endstück | grip support | poignée extrémité | 0100230 |
| 6 | Rohr | tube | tuyau | 0100249 |



D21863



D21865



Parallelbruch
Parallel unit
Pli parallèle

ETL_K660/760_PB



Version: 1.0


3.10

Schalldämmhaube
Noise damping hood
Carter anti-buit




| Pos.: Nr.: N°: | Bezeichnung | Designation | Désignation | Teile-Nr.: Partial-No.: Numéro partiel: |
|----------------------|------------------|----------------|------------------------|---|
| 1 | Lagerplatte | bearing plate | plaque de support | |
| 1 | 4 Taschen | 4 buckles | 4 poches | 10.5744.040 |
| 1 | 6 Taschen | 6 buckles | 6 poches | 10.5744.045 |
| | Nadelhülse | needle bushing | douille à aiguilles | 0110.424 |
| 2 | Stelling | set collar | bague de réglage | 10.5703.000 |
| 3 | Bolzen | pin | axe | 10.5725.06 |
| 4 | Zylinderschraube | allen screw | vis à tête cylindrique | 0094831.5 |
| 5 | Stelling | set collar | bague de réglage | 0088393.5 |
| 6 | Distanzbuchse | spacer sleeve | douille entretoise | 10.5728.00 |
| 7 | Scheibe | washer | rondelle | 0094142.5 |
| 8 | Zylinderschraube | allen screw | vis à tête cylindrique | 0094831.5 |

| | | | | | |
|---|---------------|-----------------|-------------|--|---|
|  | Parallelbruch | ETL_K660/760_PB | 3.10 | Schalldämmhaube Noise damping hood Carter anti-buit |  |
| | Parallel unit | Version: 1.0 | | | |
| Pli parallèle | | | | | 47 |



D21866



D21867



Parallelbruch
Parallel unit
Pli parallèle


ETL_K660/760_PB
Version: 1.0


3.10

Schalldämmhaube
Noise damping hood
Carter anti-bruit



| Pos.: Nr.: N°: | Bezeichnung | Designation | Désignation | Teile-Nr.: Partial-No.: Numéro partiel: |
|----------------------|---------------------------|--------------------------------|-------------------------------|---|
| 1 | Linsenschraube Scheibe | fillister head screw washer | vis à tête bombée rondelle | 0096057.5 0086124.5 |
| 2 | Bolzen | pin | axe | 10.5725.00 |
| 3 | Gasdruckfeder | pneumatic spring | ressort pneumatique | 1294156 |
| 4 | Drahtseil | wire cable | câble métallique | 10.5708.000 |

| | | | | | |
|---|---|-----------------|-------------|--|---|
|  | Parallelbruch Parallel unit Pli parallèle | ETL_K660/760_PB | 3.10 | Schalldämmhaube Noise damping hood Carter anti-buit |  |
| | | Version: 1.0 | | | |



| Pos.: Nr.: N°: | Bezeichnung | Designation | Désignation | Teile-Nr.: Partial-No.: Numéro partiel: |
|----------------------|--|--|--|--|
| | verwendete Stückliste | used parts list | liste de pièces utilisée | 18.5200.024 |
| 1 | Induktivtaster Zylinderschraube Scheibe Sechskantmutter | inductive switch allen screw washer hexagon nut | contacteur proximité vis à tête cylindrique rondelle ecrou à six pans | 0780965 0085845.5 0095656.5 0090837.5 |
| 2 | Schlitzscheibe Flansch Zylinderschraube Scheibe | slotted disc flange allen screw washer | rondelle à fente bride vis à tête cylindrique rondelle | 10.5236.03 13.5227.00 0088658.5 0086108.5 |
| 3 | Halter Lager | support bearing | support palier | 17.5244.019 0110215 |
| 4 | Zylinderschraube Sicherungsscheibe | allen screw safety washer | vis à tête cylindrique rondelle de blocage | 0088989.5 0101550 |
| 5 | Riemenscheibe | pulley | poulie | 17.5232.033 |
| 6 | Zylinderschraube | allen screw | vis à tête cylindrique | 0088658.5 |
| 7 | Halter | support | support | 15.5260.01 |

MBO-Gruppe weltweit/ MBO group worldwide/ Le groupe MBO mondial

MBO Deutschland

MBO Maschinenbau Oppenweiler Binder GmbH & Co. KG
Postfach 1169
71567 Oppenweiler
DEUTSCHLAND
Tel.: +49 7191 46 0
Fax: +49 7191 46 34
<http://www.mbo-folder.com>
info@mbo-folder.com

MBO Portugal

MBO Binder-Maquinas Graficas, S.A.
Rua Joaquim Alves da Silva 240
4456-473 Perafita
PORTUGAL
Tel.: +351 22 99822 00
Fax: +351 22 99822 01
<http://www.mbo-folder.com>
info@mbo-folder.com

MBO Amerika

MBO Binder & Co. of America
400 Highland Drive
Westampton, NJ 08060
USA
Tel.: +1 609 267 2900
Fax: +1 609 267 1477
<http://www.mboamerica.com>
info@mboamerica.com

MBO Frankreich

MBO France SAS
Z. A. Burospace N° 3
Route de Gisy B.P. 33
91571 Bievres Cedex
FRANCE
Tel.: +33 1 6935 5090
Fax: +33 1 6935 5099
<http://www.mbo-folder.com>
info@mbofrance.fr

MBO China


MBO Binder Graphic Systems (Beijing) Co. Ltd.
No.3 Building, Xing Sheng Industry Park,
No.7 Tong Ji Zhong Lu, BDA,
Beijing 100176
P.R. CHINA
Tel.: +86 10 6786 2741
Fax: +86 10 6786 2743
<http://www.mbo-folder.com.cn>

Herzog & Heymann

Herzog & Heymann GmbH + Co. KG
Postfach 110355
33663 Bielefeld
DEUTSCHLAND
Tel.: +49 5205 7509 0
Fax: +49 5205 7509 20
<http://www.herzog-heyman.com>
info@herzog-heyman.com

Schrägbandtisch Register table Table de rectification

Ersatzteilliste
Spare part list
Liste des pieces de rechange



D21868



K660/760

Für künftige Verwendung aufbewahren!
Alterations reserved!
Sous réserve de modifications!

| | | |
|----------------------------|------------|---|
| Art der Maschine: | | Schrägbandtisch |
| Type of machine: | | Register table |
| Type de machine: | | Table de rectification |
| Ausführung: | | K660/760 |
| Model: | | |
| Version: | | |
| Art des Dokumentes: | | Ersatzteilliste |
| Typ of document: | | Spare part list |
| Nature du document: | | Liste des pieces de rechange |
| Hersteller: | | MBO Maschinenbau Oppenweiler Binder GmbH & Co. KG |
| Manufacturer: | | Postfach 1169 |
| Le fabricant: | | 71567 Oppenweiler |
| | | DEUTSCHLAND |
| | | Tel.: +49 7191 46 0 |
| | | Fax: +49 7191 46 34 |
| | | http://www.mbo-folder.com |
| | | info@mbo-folder.com |
| Dateiname: | | ETL_K660/760_SBT |
| Dateiname (en): | | |
| Dateiname (fr): | | |
| Version: | 1.0 | Maschinen-Nr.: |
| | | Machine No.: |
| | | N° de la machine: |
| Stand: | 06.02.2009 | Serien-Nr.: |
| Date: | | Serial-No.: |
| Mise à jour: | | N° de série: |
| Sprache: | de | Sachbearbeiter: |
| Language: | en | Herr Matzner |
| Langue: | fr | responsible person: |
| | | Document suivi par: |

Änderungen vorbehalten!

Alterations reserved!

Sous réserve de modifications!

Kundendienstinformation

Halten Sie bei Ersatzteil-Bestellungen unbedingt die nachfolgenden Angaben bereit. Dies gewährleistet eine schnelle und fehlerfreie Auftragsbearbeitung.

| | |
|--|---|
| <ul style="list-style-type: none">• Kommissionsnummer, Fabrikationsnummer• Maschinentyp | Sie finden diese Angaben am Typenschild Ihrer Maschine. |
| <ul style="list-style-type: none">• Teilebezeichnung• Teilenummer• Dokumenten-Nummer | Sie entnehmen diese Informationen der Ersatzteilliste Ihrer Maschine. |

Die ausführlichen Informationen dazu finden Sie direkt zu Beginn des Ersatzteilordners.

Service information

In case of spare part orders, it is necessary to keep the following information ready.

This guarantees a quick and error-free order processing.

| | |
|--|---|
| <ul style="list-style-type: none">• Commission number, Fabrication number• Machine type | You will find these information on the type plate of your machine. |
| <ul style="list-style-type: none">• Part designation• Part number• Document number | You will find these information in the spare part list of your machine. |


You will find the detailed information at the beginning of this spare part list.

Information service après-vente

En cas de commandes concernant des pièces de rechange, veuillez tenir les indications suivantes à votre disposition. Ainsi, un traitement rapide et sans fautes de la commande peut être garanti.

| | |
|---|---|
| <ul style="list-style-type: none">• Numéro de commission, Numéro de fabrication• Type de la machine | Vous trouvez ces indications à la plaque signalétique de votre machine. |
| <ul style="list-style-type: none">• Désignation d'article• Numéro d'article• Numéro de document | Veuillez prendre ces informations de la liste de pièces de rechange de votre machine. |

Vous trouvez les informations détaillées au début de votre fichier de pièces de rechange.



Schrägbandtisch
Register table
Table de rectification

ETL_K660/760_SBT

Version 1.0


2.0

Inhaltsverzeichnis
Contents
Index




2

| Kapitel: Chapter.: Chapitre: | Bezeichnung | Designation | Désignation | Seite: Page: Page: |
|---|---------------------------------|---------------------------------|--|-----------------------------------|
| 2.1 | Rahmen | Frame | Cadre | 4 |
| 2.2 | Antrieb | Drive | Entraînement | 12 |
| 2.3 | Schrägbandtisch mit Kugelleiste | Register table with marble rail | Table de rectification avec règle à billes | 14 |
| 2.4 | Jalousie | Jalousie | Jalousie | 28 |
| 2.5 | Schutze | Guards | Protections | 30 |
| 2.6 | Reflexionslichttaster | Reflex sensor | Détecteur réflexe | 32 |
| 2.7 | Doppelbogensperre | Double sheet detector | Barrage de courbe double | 34 |



D21868

1



D21869

5

4



Schrägbandtisch
Register table
Table de rectification

ETL_K660/760_SBT

Version: 1.0

2.1



**Rahmen
Frame
Cadre**




4

| Pos.: Nr.: N°: | Bezeichnung | Designation | Désignation | Teile-Nr.: Partial-No.: Numéro partiel: |
|----------------------|---|--|---|---|
| | verwendete Stückliste | used parts list | liste de pièces utilisée | 01.4100.005 |
| 1 | Werkzeugablage F / FP95-Anleger, 4Taschen F / FP95-Anleger, 6 Taschen R-Anleger, 4/6 Taschen | tool deposit F / FP95 feeder, 4buckles F / FP95 feeder, 6 buckles R feeder, 4/6 buckles | dépôt d'outil margeur F / FP95, 4poches margeur F / FP95, 6 poches margeur R, 4/6 poches | 01.4164.005 01.4164.006 1.0.4161.310 |
| 2 | Führungsstange K660 K760 | guide bar K660 K760 | tige de guidage K660 K760 | 01.4121.00 01.4121.01 |
| 3 | Traverse K660 K760 Maßstab | cross bar K660 K760 scale | traverse K660 K760 règle | 01.4142.00 01.4142.01 01.4173.01 |
| 4 | Seitenteil A | side plate A | pièce latérale A | 01.4160.005 |
| 5 | Lasche | connecting link | eclisse | 1.0.4143.300 |


| | | | | | |
|---|---|------------------|------------|-----------------------------------|---|
|  | Schrägbandtisch Register table Table de rectification | ETL_K660/760_SBT | 2.1 | Rahmen Frame Cadre |  |
| | | Version: 1.0 | | | |



| Pos.: Nr.: N°: | Bezeichnung | Designation | Désignation | Teile-Nr.: Partial-No.: Numéro partiel: |
|----------------------|-----------------------------|-----------------------------|------------------------------------|---|
| 1 | Seitenteil B | side plate B | pièce latérale B | 01.4160.004 |
| 2 | Lasche | connecting link | eclisse | 1.0.4143.310 |
| 3 | Gewindebuchse | threaded bushing | douille filetée | 10 320 030 |
| 4 | Distanzhülse | distance sleeve | douille entretoise | 10 290 040 |
| 5 | Lasche | connecting link | eclisse | 60 490 031 |
| 6 | Kordelgriff | knurled grip | poignée moletée | 35.4230.01 |
| 7 | Stange K660 K760 | rod K660 K760 | barre K660 K760 | 01.4121.04 01.4121.05 |
| 8 | Schutzblech K660 K760 | guard plate K660 K760 | tôle de protection K660 K760 | 01.4161.00 01.4161.01 |
| 9 | Stellring | set collar | bague de réglage | 0088393.5 |
| 10 | Halter | support | support | 5.0.4144.010 |



D21872



D21873



Schrägbandisch
Register table
Table de rectification

ETL_K660/760_SBT

Version: 1.0

2.1


Rahmen
Frame
Cadre



8

| Pos.: Nr.: N°: | Bezeichnung | Designation | Désignation | Teile-Nr.: Partial-No.: Numéro partiel: |
|----------------------|-------------|-----------------|-------------|---|
| 1 | Büchse | bush | douille | 1.0.4126.010 |
| 2 | Lasche | connecting link | eclisse | 35.4144.00 |
| 3 | Träger | support | support | |
| | K660 | K660 | K660 | 01.4142.02 |
| | K760 | K760 | K760 | 01.4142.03 |

| | | | | | |
|---|---|------------------|------------|-----------------------------------|---|
|  | Schrägbandtisch Register table Table de rectification | ETL_K660/760_SBT | 2.1 | Rahmen Frame Cadre |  |
| | | Version: 1.0 | | | |



Schrägbandtisch
Register table
Table de rectification

ETL_K660/760_SBT

Version: 1.0


2.1

**Rahmen
Frame
Cadre**




10

| Pos.: Nr.: N°: | Bezeichnung | Designation | Désignation | Teile-Nr.: Partial-No.: Numéro partiel: |
|----------------------|-------------|-------------|--------------------|---|
| 1 | Schutzblech | guard plate | tôle de protection | |
| | K660 | K660 | K660 | 01.4161.02 |
| | K760 | K760 | K760 | 01.4161.03 |
| 2 | Schutzblech | guard plate | tôle de protection | 1.0.4161.340 |
| 3 | Schutzblech | guard plate | tôle de protection | |
| | K660 | K660 | K660 | 01.4161.04 |
| | K760 | K760 | K760 | 01.4161.05 |
| 4 | Halter | support | support | 1.0.4143.340 |


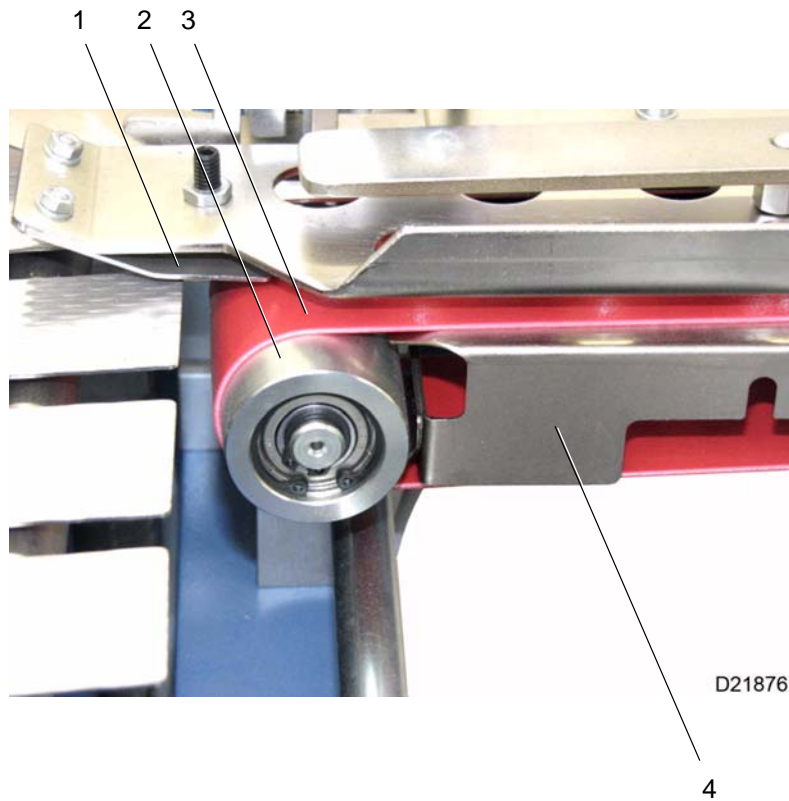


D21885



D21886

| Pos.: Nr.: N°: | Bezeichnung | Designation | Désignation | Teile-Nr.: Partial-No.: Numéro partiel: |
|-------------------------------|--------------------|------------------------|--------------------------|--|
| 1 | Riemenspanner kpl. | belt tightener cpl. | tendeur de courroie cpl. | 35.5200.35 |
| 2 | Bandspannrolle | tape tensioning roller | galet de tension tapis | 0111781 |
| | Senkschraube | countersunk screw | vis à tête fraisée | 0092061.5 |
| | Sicherungsscheibe | safety washer | rondelle de blocage | 0101550 |
| | Sechskantmutter | hexagon nut | écrou à six pans | 0090878.5 |
| 3 | Band | tape | bande | |
| | F / FP95-Anleger | F / FP95 feeder | margeur F / FP95 | 0105909 |
| | R-Anleger | R feeder | margeur R | 0105908 |



Schrägbandisch
Register table
Table de rectification

ETL_K660/760_SBT



Version: 1.0

2.3

Schrägbandisch mit Kugelleiste
Register table with marble rail
Table de rectification avec règle à billes



| Pos.: Nr.: N°: | Bezeichnung | Designation | Désignation | Teile-Nr.: Partial-No.: Numéro partiel: |
|----------------------|--|--|---|---|
| | verwendete Stückliste | used parts list | liste de pièces utilisée | 01.4200.009 |
| 1 | Einlaufblech | sheet guide plate | plaque guide-feuilles | 1.0.4262.301 |
| 2 | Bandrolle kpl. Lagerbolzen Rolle Bandrolle Tellerfeder Kugellager Kugellager Kugellager Sicherungsring Sicherungsring | tape roller cpl. bearing bolt roller tape roller spring washer ball bearing ball bearing ball bearing circlip circlip | galet de transport cpl. axe de support galet galet de transport rondelle belleville roulement à billes roulement à billes roulement à billes circlip circlip | 5.0.4200.100 5.0.4225.011 5.0.4231.010 5.0.4232.041 5.0.4283.010 0109645 0109652 0109686 0087429 0087197 |
| 3 | Band | tape | bande | 0106924 |
| 4 | Leitschiene | guide rail | rail de guidage | 01.4263.002 |
| 5 | Kugelleiste | ball rail | règle à billes | 1.0.4262.311 |
| 6 | Deckleiste | cover bar | barre de recouvrement | 1.0.4241.310 |
| 7 | Laufrolle Distanzhülse Führungsrolle Zylinderschraube Sicherungsscheibe | idler roller distance sleeve guide roller allen screw safety washer | galet de roulement douille entretoise roulette de guidage vis à tête cylindrique rondelle de blocage | 1.0.4232.031 60 290 041 0111773 0089300.5 0101576 |



3 2

D21874



Schrägbandtisch
Register table
Table de rectification

ETL_K660/760_SBT

Version: 1.0


2.3

Schrägbandtisch mit Kugelleiste
Register table with marble rail
Table de rectification avec règle à billes




16

| Pos.: Nr.: N°: | Bezeichnung | Designation | Désignation | Teile-Nr.: Partial-No.: Numéro partiel: |
|----------------------|--|--|---|--|
| 1 | Rollenhalter | roller holder | support de galet | 1.0.4244.320 |
| 2 | Halter | support | support | 1.0.4244.340 |
| 3 | Leiste | bar | barre | 01.4241.005 |
| | Leitschiene kpl. | guide rail cpl. | rail de guidage cpl. | 01.4200.006 |
| 4 | Lasche Senkschraube Sicherungsscheibe Sechskantmutter | connecting link countersunk screw safety washer hexagon nut | eclisse vis à tête fraisée rondelle de blocage ecrou à six pans | 17.4264.00 0095268.5 0101527 0090837.5 |
| 5 | Niederhalter Zylinderschraube Scheibe Sechskantmutter | retainer allen screw washer hexagon nut | pièce de fixation vis à tête cylindrique rondelle ecrou à six pans | 01.4253.005 0088583.5 0086090.5 0092121.5 |
| 6 | Leitschiene | guide rail | rail de guidage | 01.4263.001 |
| 7 | Lasche Senkschraube Sicherungsscheibe Sechskantmutter | connecting link countersunk screw safety washer hexagon nut | eclisse vis à tête fraisée rondelle de blocage ecrou à six pans | 17.4264.01 0095268.5 0101527 0090837.5 |



D21879



D21880

3



Schrägbandtisch
Register table
Table de rectification

ETL_K660/760_SBT

Version: 1.0


2.3

Schrägbandtisch mit Kugelleiste
Register table with marble rail
Table de rectification avec règle à billes



18

| Pos.: Nr.: N°: | Bezeichnung | Designation | Désignation | Teile-Nr.: Partial-No.: Numéro partiel: |
|----------------------|------------------------------|------------------------|---------------------------------|---|
| | verwendete Stückliste | used parts list | liste de pièces utilisée | 01.4200.009 |
| 1 | Stellschraube | adjustment screw | vis de réglage | 10.4200.02 |
| 2 | Stellstück | adjustment piece | pièce de réglage | 1.0.4211.330 |
| 3 | Stellstück | adjustment piece | pièce de réglage | 1.0.4211.320 |



Schrägbandisch
Register table
Table de rectification

ETL_K660/760_SBT


Version: 1.0

2.3

Schrägbandisch mit Kugelleiste
Register table with marble rail
Table de rectification avec règle à billes




| Pos.: Nr.: N°: | Bezeichnung | Designation | Désignation | Teile-Nr.: Partial-No.: Numéro partiel: |
|----------------------|---|---|---|---|
| 1 | Führungsrolle | guide roller | roulette de guidage | 0111773 |
| 2 | Welle K660 F / FP95-Anleger, 4 Taschen F / FP95-Anleger, 6 Taschen R-Anleger, 4 Taschen R-Anleger, 6 Taschen K760 F / FP95-Anleger, 4 Taschen F / FP95-Anleger, 6 Taschen R-Anleger, 4 Taschen R-Anleger, 6 Taschen | shaft K660 F / FP95 feeder, 4 buckles F / FP95 feeder, 6 buckles R feeder, 4 buckles R feeder, 6 buckles K760 F / FP95 feeder, 4 buckles F / FP95 feeder, 6 buckles R feeder, 4 buckles R feeder, 6 buckles | arbre K660 margeur F / FP95, 4 poches margeur F / FP95, 6 poches margeur R, 4 poches margeur R, 6 poches K760 margeur F / FP95, 4 poches margeur F / FP95, 6 poches margeur R, 4 poches margeur R, 6 poches | 01.5221.008 01.5221.04 01.5221.008 01.5221.008 01.5221.04 01.5221.04 01.5221.04 01.5221.04 |
| 3 | Paßfeder | key | ressort d'ajustage | 5.0.4243.010 |
| 4 | Kupplungsklaue | coupling claw | griffe d'accouplement | 5.0.4227.011 |
| 5 | Sprengring | retainer ring | bague d'arrêt | 0101402 |
| 6 | Kupplungsstück | coupling piece | douille d'embrayage | 5.0.4244.011 |
| 7 | Bandrolle | tape roller | galet de transport | 1.0.4232.340 |
| 8 | Kugellager | ball bearing | roulement à billes | 0109918 |
| 9 | Distanzring | spacer ring | bague entretoise | 1.0.4228.020 |
| 10 | Lagerhülse | bearing bushing | coussinet de palier | 1.0.4226.320 |
| 11 | Distanzring | spacer ring | bague entretoise | 5.0.4228.010 |
| 12 | Sicherungsring | circlip | circlip | 0087312 |
| 13 | Zylinderschraube | allen screw | vis à tête cylindrique | 0088583.5 |
| 14 | Schutzschlauch | protective hose | gaine de protection | 17.5319.001 |



D21882

4



D21883

8 7 6 5



Schrägbandtisch
Register table
Table de rectification

ETL_K660/760_SBT

Version: 1.0


2.3

Schrägbandtisch mit Kugelleiste
Register table with marble rail
Table de rectification avec règle à billes



22

| Pos.: Nr.: N°: | Bezeichnung | Designation | Désignation | Teile-Nr.: Partial-No.: Numéro partiel: |
|----------------------|--------------------------|---|---------------------------------|---|
| 1 | Kugel, Kunststoff | plastic ball | bille en plastique | 0110288 |
| 2 | Kugel, Stahl | steel ball | bille en acier | 0110262 |
| 3 | Stellschraube | adjustment screw | vis de réglage | 10.4200.02 |
| 4 | Lasche Linsenschraube | connecting link fillister head screw | eclisse vis à tête bombée | 1.0.4243.300 0095968.5 |
| 5 | Skala Kerbnagel | scale notched nail | echelle graduée clou cannelé | 50 670 010 0092965 |
| 6 | Träger | support | support | 1.0.4242.310 |
| 7 | Exzentergriff | excentric grip | poignée excentrique | 1.0.4229.300 |
| 8 | Kordelgriff | knurled grip | poignée moletée | 0100265 |



Schrägbandtisch
Register table
Table de rectification

ETL_K660/760_SBT



Version: 1.0



2.3

Schrägbandtisch mit Kugelleiste
Register table with marble rail
Table de rectification avec règle à billes



| Pos.: Nr.: N°: | Bezeichnung | Designation | Désignation | Teile-Nr.: Partial-No.: Numéro partiel: |
|----------------------|--|--------------------------------------|--|---|
| 1 | Linsenschraube Scheibe | fillister head screw washer | vis à tête bombée rondelle | 0095976.5 0086116.5 |
| 2 | Schutzblech | guard plate | tôle de protection | 01.4261.002 |
| 3 | Zylinderschraube Scheibe Sechskantmutter | allen screw washer hexagon nut | vis à tête cylindrique rondelle ecrou à six pans | 0088856.5 0086116.5 0090852.5 |

| | | | | | |
|---|---|------------------|------------|--|--|
|  | Schrägbandtisch Register table Table de rectification | ETL_K660/760_SBT | 2.3 | Schrägbandtisch mit Kugelleiste Register table with marble rail Table de rectification avec règle à billes |  25 |
| | | Version: 1.0 | | | |



1



Schrägbandtisch
Register table
Table de rectification

ETL_K660/760_SBT

Version: 1.0



2.3


Schrägbandtisch mit Kugelleiste
Register table with marble rail
Table de rectification avec règle à billes




26

| Pos.: Nr.: N°: | Bezeichnung | Designation | Désignation | Teile-Nr.: Partial-No.: Numéro partiel: |
|----------------------|---|---|--|---|
| | Niederhalter kpl. | retainer cpl. | pièce de fixation cpl. | 01.4200.007 |
| 1 | Niederhalter | retainer | pièce de fixation | 01.4253.004 |
| 2 | Halter Zylinderschraube | support allen screw | support vis à tête cylindrique | 1.0.4244.300 0088773.5 |
| 3 | Rändelschraube | knurled screw | vis moletée | 0087890.5 |
| 4 | Blattfeder Zylinderschraube Sechskantmutter | leaf spring allen screw hexagon nut | ressort plat vis à tête cylindrique ecrou à six pans | 35.4285.00 0088567.5 0090837.5 |


| | | | | | |
|---|---|------------------|------------|--|---|
|  | Schrägbandtisch Register table Table de rectification | ETL_K660/760_SBT | 2.3 | Schrägbandtisch mit Kugelleiste Register table with marble rail Table de rectification avec règle à billes |  |
| | | Version: 1.0 | | | |




| Pos.: Nr.: N°: | Bezeichnung | Designation | Désignation | Teile-Nr.: Partial-No.: Numéro partiel: |
|----------------------|---------------|---------------|---------------|---|
| 1 | Jalousie kpl. | jalousie cpl. | jalousie cpl. | 01.4400.00 |




| Pos.: Nr.: N°: | Bezeichnung | Designation | Désignation | Teile-Nr.: Partial-No.: Numéro partiel: |
|----------------------|-------------|-------------|--------------------|---|
| 1 | Schutzblech | guard plate | tôle de protection | |
| | K660 | K660 | K660 | 01.4161.00 |
| | K760 | K760 | K760 | 01.4161.01 |
| | Schutzblech | guard plate | tôle de protection | |
| 2 | K660 | K660 | K660 | 01.4161.04 |
| | K760 | K760 | K760 | 01.4161.05 |
| 3 | Schutzblech | guard plate | tôle de protection | |
| | K660 | K660 | K660 | 01.4161.02 |
| | K760 | K760 | K760 | 01.4161.03 |
| | Schutzblech | guard plate | tôle de protection | 1.0.4161.340 |
| 4 | Schutzblech | guard plate | tôle de protection | 01.4261.002 |
| 5 | Schutzblech | guard plate | tôle de protection | |



| Pos.: Nr.: N°: | Bezeichnung | Designation | Désignation | Teile-Nr.: Partial-No.: Numéro partiel: |
|----------------------|------------------------------|------------------------|---------------------------------|---|
| | verwendete Stückliste | used parts list | liste de pièces utilisée | 01.1100.000 |
| 1 | Reflexionslichttaster | reflex sensor | détecteur réflexe | 1323005 |
| 2 | Lichtschrankenhalter | photocell holder | photocellule support | 01.4162.063 |



D21889



D21890



Schrägbandtisch
Register table
Table de rectification

ETL_K660/760_SBT


Version: 1.0

2.7

Doppelbogensperre
Double sheet detector
Barrage de courbe double



| Pos.: Nr.: N°: | Bezeichnung | Designation | Désignation | Teile-Nr.: Partial-No.: Numéro partiel: |
|----------------------|---|---|--|---|
| | verwendete Stückliste | used parts list | liste de pièces utilisée | 1.0.4500.300 |
| 1 | Lagerbock Lagerbuchse | bearing bracket bearing bush | support de palier douille de palier | 1.0.4544.300 0110619 |
| 2 | Druckfeder | compression spring | ressor à pression | 20 480 150 |
| 3 | Rändelmutter | knurled nut | écrou moletée | 0087148.5 |
| 4 | Rändelschraube | knurled screw | vis moletée | 0087916.5 |
| 5 | Lasche Zylinderschraube Sicherungsscheibe Spannstift | connecting link allen screw safety washer spring pin | eclisse vis à tête cylindrique rondelle de blocage goupille élastique | 10 490 150 0085795.5 0101527 0093138 |
| 6 | Zugfeder | tension spring | ressort de traction | 20 480 181 |
| 7 | Zylinderschraube Sechskantmutter | allen screw hexagon nut | vis à tête cylindrique écrou à six pans | 0085670.5 0090811.5 |
| 8 | Stellscheibe | adjusting disk | disque de réglage | 10 300 042 |
| 9 | Lagerbolzen Kerbstift | bearing bolt grooved pin | axe de support goupille cannelée | 2.0.4525.010 0092890 |
| 10 | Abdrückhebel | pressure lever | levier | 2.0.4543.011 |
| 11 | Endschalter | limit switch | interrupteur de fin de course | 0126417 |
| 12 | Zylinderschraube Sechskantmutter | allen screw hexagon nut | vis à tête cylindrique écrou à six pans | 0085878.5 0090837.5 |
| 13 | Sicherungsscheibe Scheibe | safety washer washer | rondelle de blocage rondelle | 0094193 0086132.5 |
| 14 | Winkel | angle | equerre | 1.0.4541.300 |
| 15 | Zylinderschraube | allen screw | vis à tête cylindrique | 0085795.5 |



D21891



Schrägbandtisch
Register table
Table de rectification

ETL_K660/760_SBT

Version: 1.0



2.7

Doppelbogensperre
Double sheet detector
Barrage de courbe double



36

| Pos.: Nr.: N°: | Bezeichnung | Designation | Désignation | Teile-Nr.: Partial-No.: Numéro partiel: |
|----------------------|----------------------------------|-------------------------------|---------------------------------------|---|
| 1 | Spannstift | spring pin | goupille élastique | 0093138 |
| 2 | Lagerbolzen Sicherungsscheibe | bearing bolt safety washer | axe de support rondelle de blocage | 10 340 040 0094193 |

| | | | | | |
|---|---|------------------|------------|---|--|
|  | Schrägbandtisch Register table Table de rectification | ETL_K660/760_SBT | 2.7 | Doppelbogensperre Double sheet detector Barrage de courbe double |  37 |
| | | Version: 1.0 | | | |

MBO-Gruppe weltweit/ MBO group worldwide/ Le groupe MBO mondial

MBO Deutschland

MBO Maschinenbau Oppenweiler Binder GmbH & Co. KG
Postfach 1169
71567 Oppenweiler
DEUTSCHLAND
Tel.: +49 7191 46-0
Fax: +49 7191 46-34
<http://www.mbo-folder.com>
info@mbo-folder.com

MBO Portugal

MBO Binder-Maquinas Graficas, S.A.
Rua Joaquim Alves da Silva 240
4456-473 Perafita
PORTUGAL
Tel.: +351 22 99822-00
Fax: +351 22 99822-01
<http://www.mbo-folder.com>
info@mbo-folder.com

MBO Amerika

MBO Binder & Co. of America
400 Highland Drive
Westampton, NJ 08060
USA
Tel.: +1 609 267 2900
Fax: +1 609 267 1477
<http://www.mboamerica.com>
info@mboamerica.com

MBO Frankreich

MBO France SAS
Z. A. Burospace N° 3
Route de Gisy B.P. 33
91571 Bievres Cedex
FRANCE
Tel.: +33 1 6935 5090
Fax: +33 1 6935 5099
<http://www.mbo-folder.com>
info@mbofrance.fr

MBO China

MBO Binder Graphic Systems (Beijing) Co. Ltd.
No.3 Building, Xing Sheng Industry Park,
No.7 Tong Ji Zhong Lu, BDA,
Beijing 100176
P.R. CHINA
Tel.: +86 10 6786 2741
Fax: +86 10 6786 2743
<http://www.mbo-folder.com.cn>

Herzog & Heymann

Herzog & Heymann GmbH & Co. KG
Postfach 110355
33663 Bielefeld
DEUTSCHLAND
Tel.: +49 5205 7509-0
Fax: +49 5205 7509-20
<http://www.herzog-heyman.com>
info@herzog-heyman.com