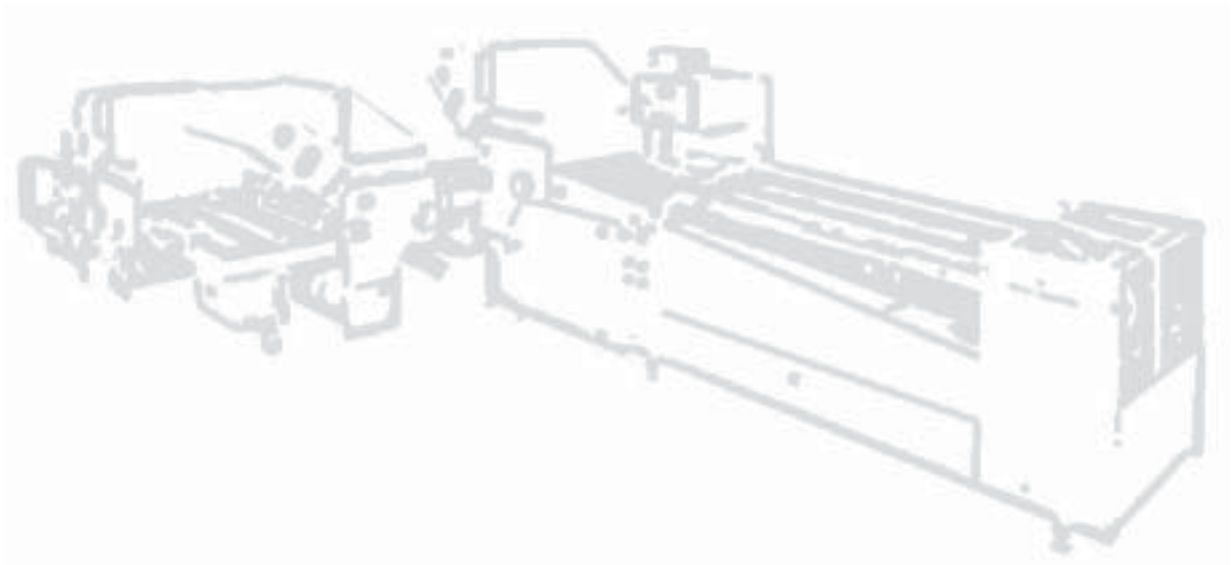


T700 / T800.1

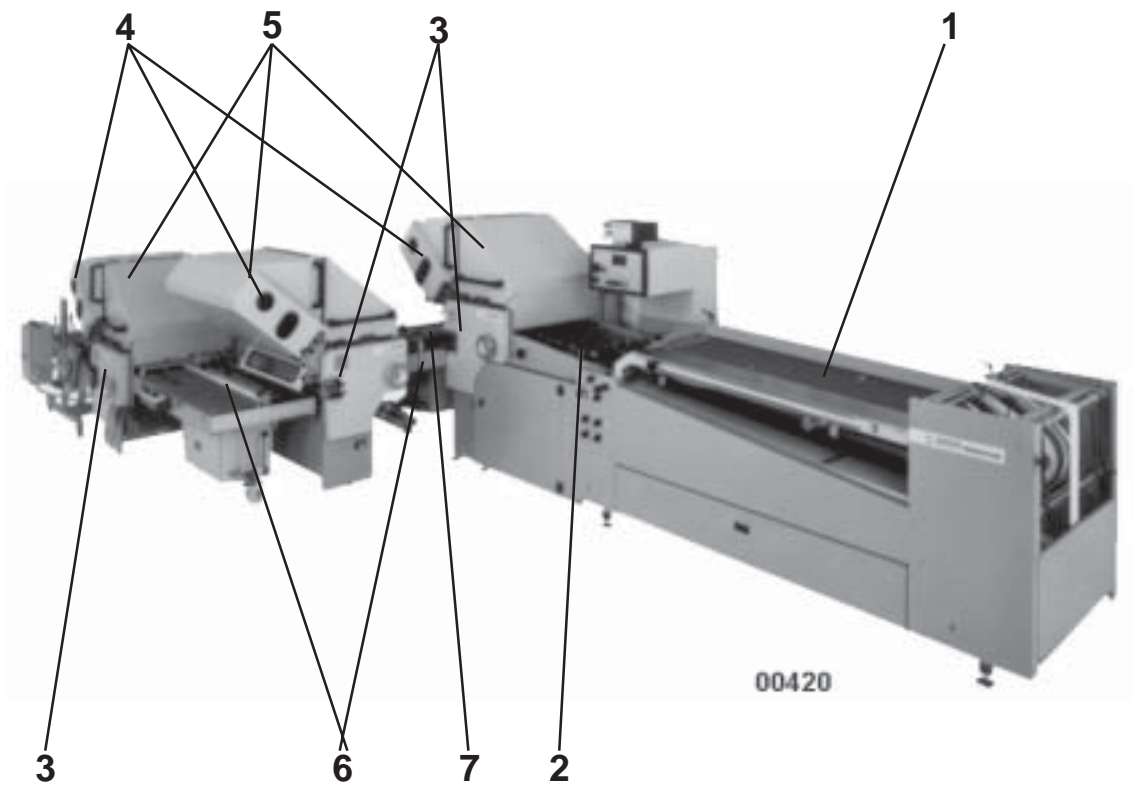
Rundstapelanleger und Falzwerk I - IV
Continuous feeder and Parallel unit to 32 page unit
Margeur rotary et groupe de pliage I - IV



ERSATZTEILLISTE
SPARE PARTS LIST
LIST DE PIÈCES DE RECHANGE



MBO
Folding Technology



				Seite/Page	
01	Rundstapelanleger	continuous feeder	margeur rotary	EL 1730 1 - 16	1 - 35
02	Schrägbandtisch	accordion type register table	table de rectification	EL 1740 1 - 5	36 - 45
03	Parallelbruch FWI+IV	parallelfold unit- 32 page unit	pli parallèle groupe de pliage 1 et 4	EL 1750 1 - 7	46 - 61
04	Falztaschen	buckle plates	poches	EL 1756 1 - 8	62 - 79
05	Schalldämmhaube	noise hoods	carter anti-bruit	EL 1757 1 - 2	80 - 83
06	Schräggrollentisch	cross carrier register table	table à rouleaux	EL 1770 1 - 10	84 - 103
07	Doppelstromeinrichtung	split guide device	dispositif de double marge	EL 1775 1 - 2	104 - 107

Dieser Ersatzkatalog zeigt alle wichtigen Teile der Maschinen, Auslage und Anleger.
Die Numerierung der einzelnen Teile entspricht unseren Werksnummern.
Bei Bestellungen bitten wir immer diese Nummern anzugeben.
Dadurch ist eine schnelle und fehlerfreie Bearbeitung möglich.

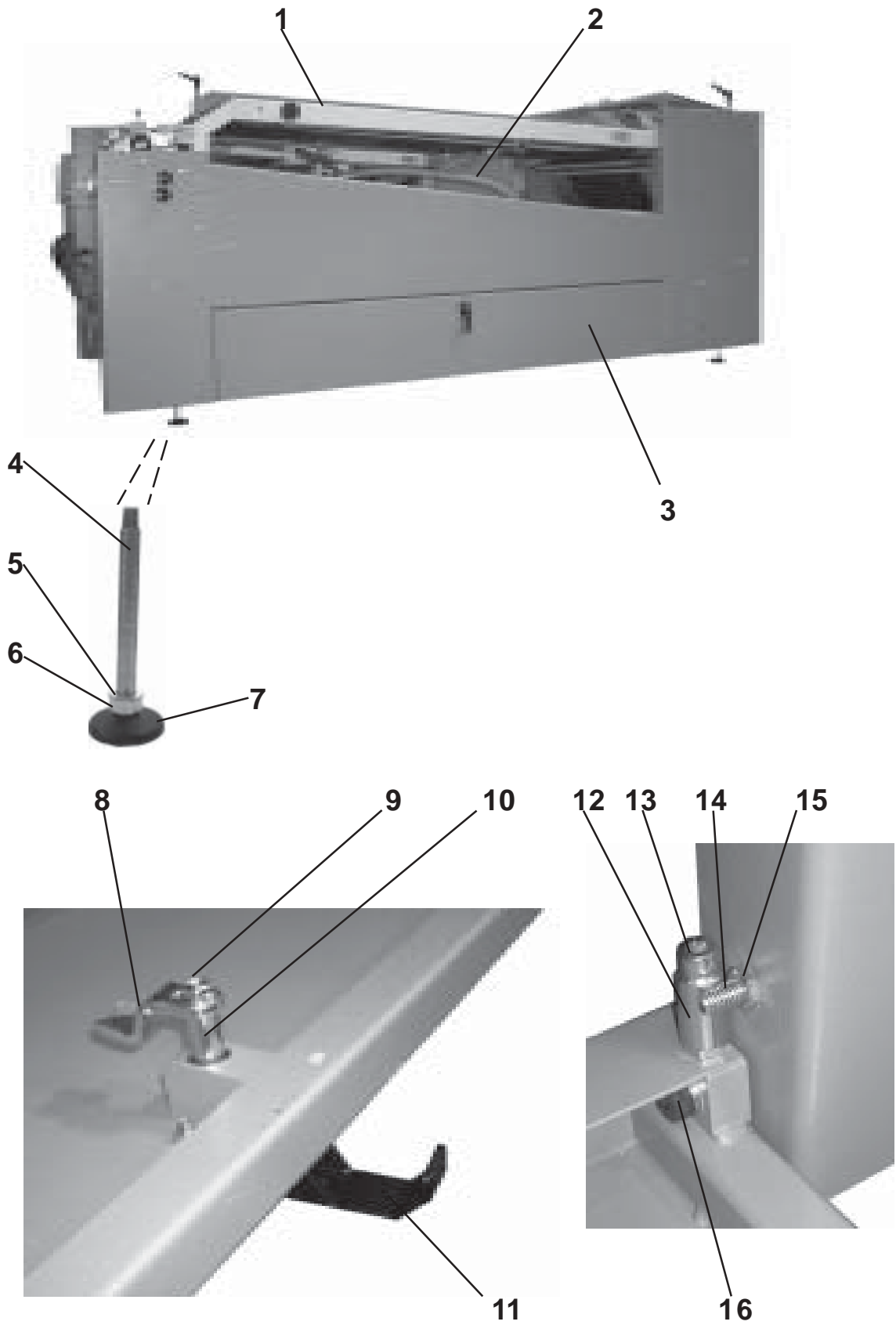
**Außerordentlich wichtig bei Ersatzteilbestellungen ist die Typenbezeichnung Ihrer Maschine.
Bitte geben Sie uns stets die Maschinentype und die Seriennummer bei Bestellungen mit an.**

These spare parts catalogues show you all important parts of the machine, delivery and feeder.
The numeration of the individual parts correspond to our fabrication numbers.
When ordering parts please always indicate the number, this enables us to handle your order faultless
and without any delay.


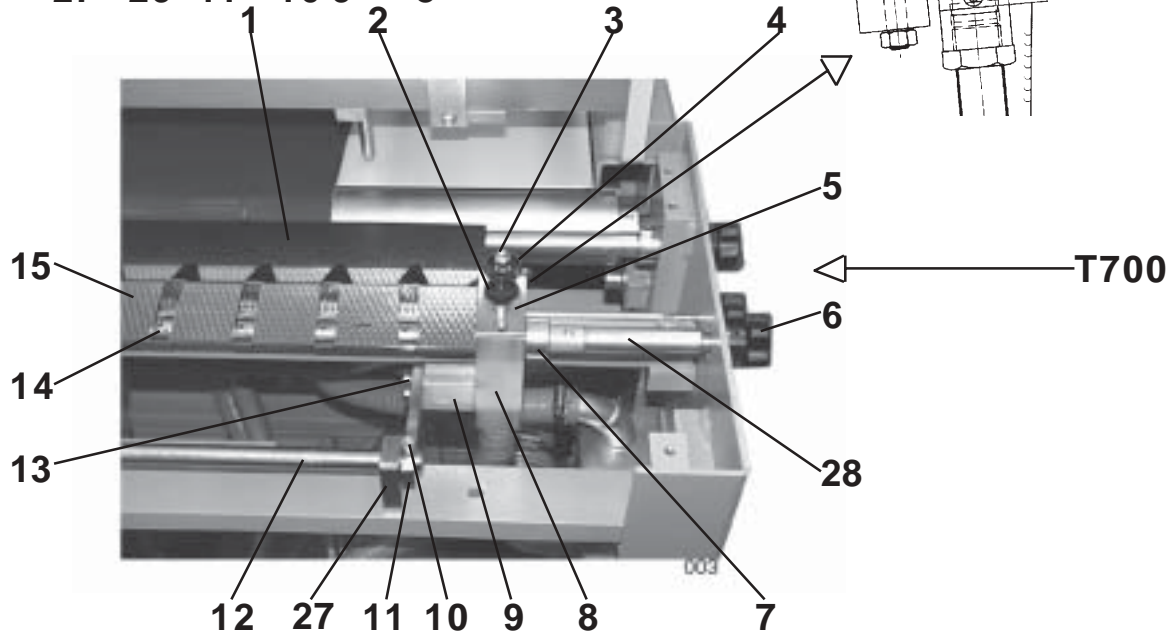
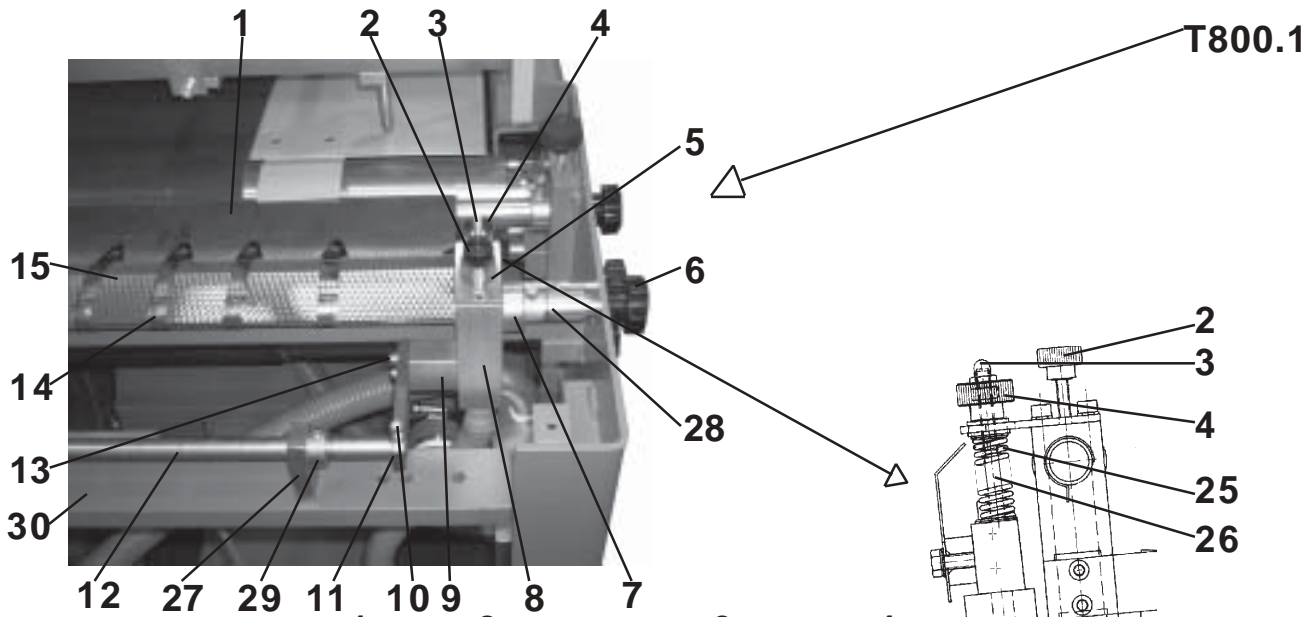
**It is also very important to indicate the type and serial number of the machine for which the spare parts are
required.**

Ce catalogue de pièces détachées présente les pièces essentielles de la machine, sortie et margeur.
La numérotation de chaque pièce correspond à nos numéros d'identification.
Lors de vos commandes veuillez chaque fois indiquer ces numéros.
Ainsi le traitement de vos commandes sera plus rapide et sans erreur.

**Lors de vos commandes de pièces détachées, nous vous invitons d'indiquer le type de votre machine et le numéro de
série.**



1	Obertisch	top table	table du haut	17.3363.00	
2	Schlauch	hose	tuyau	00105026	(EUK 21 2700 mm)
3	Klappe Kpl.	flap cpl.	trappe cpl.	17.3164.25	
4	Bolzen	bolt	axe	0101778	(M12x110)
5	Scheibe	disc	disque	0086215.5	(S12 DIN 125)
6	Mutter	nut	ecrou	0090910.5	(M12 DIN 934)
7	Fussplate	plate	disque	00100057	(D63 K126)
8-11	Griff Kpl.	handle cpl.	levier cpl.	00100231	
12	Distanz	distance	distance	5.0.5328.011	
13	Zylinderschraube	cylinder screw	vis cylindrique	0089045.5	(M8x40 DIN9912)
14	Zylinderschraube	cylinder screw	vis cylindrique	0088997.5	(M8x20 DIN912)
15	Mutter	nut	ecrou	089876.5	(M8 DIN 439)
16	Passschraube	screw	vis	00096206	(M8x10x20 UPS)





1	Stellblech	adjustment plate	tôle de réglage	T700 10.3763.05 T800.1 17.3763.012	
2	Rändelhohlmutter	knurled nut	ecrou moletée	00095802	(M5x25 GN421)
3	Hutmutter	cap nut	ecrou à chapeau	0092148.5	(M6 DIN986)
4	Rändelhohlmutter	knurled nut	ecrou moletée	00095877	(M6 GN420)
5	Lasche	holder	support	10.3744.03	
6	Griff	handle	levier	0100273	(40 B6-S GN5338)
7	Stellring	collar	bague	0088344.5	(A20 DIN705)
8	Halter	holder	support	06.3743.01	
9	Distanz	distance	distance	10.3744.01	
10	Zylinderschraube	cylinder screw	vis cylindrique	0088633.5	(5x8 DIN912)
11	Lasche	holder	support	10.3744.20	
12	Stange	bar	barre	T700 17.3721.03 T800.1 10.3721.02	
13	Zylinderschraube	cylinder screw	vis cylindrique	0088734.5	(M5x45 DIN912)
14	Blasrohr	blower tube	tube de souffleur	T700 10.3726.00 T800.1 17.3726.004	
15	Leitblech	guide plate	tôle de guidage	T700 10.3763.03 T800.1 17.3763.013	
16	Riemenscheibe	pulley	poulie	10.2232.00	
17	Leitblech	guide plate	tôle de guidage	T700 10.3763.04 T800.1 17.3763.014	
18	Feder	spring	ressort	1.0.2386.011	
19	Halter	holder	support	06.3743.02	
20	Welle	shaft	arbre	10.3221.03	
21	Kettenrad	sprocket	pignon de chaine	08.3235.00	
22	Kugellager	ball bearing	roulement	00109728	(6004-2Z DIN 625)
23	Zylinderschraube	cylinder screw	vis cylindrique	0088799.5	(M6x16 DIN912)
24	Stange	bar	barre	10.3221.15	
25	Feder	spring	ressort	00102906	(D-252 A-06)
26	Stiftschraube	screw	vis	17.3729.00	
27	Lagerbock	bearing block	palier	15.3744.50	
28	Bolzen	bolt	axe	T700 10.3725.03 T800.1 17.3725.002	
29	Stellring	collar	bague	0088245.5	(A15 DIN 705)
30	Traverse	bar	barre	17.3164.08	


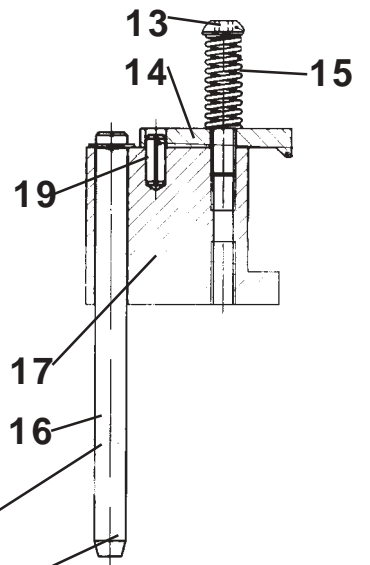

Pos. 14 + 18
Blasrohr Kpl.

pos. 14 + 18
blower tube cpl.

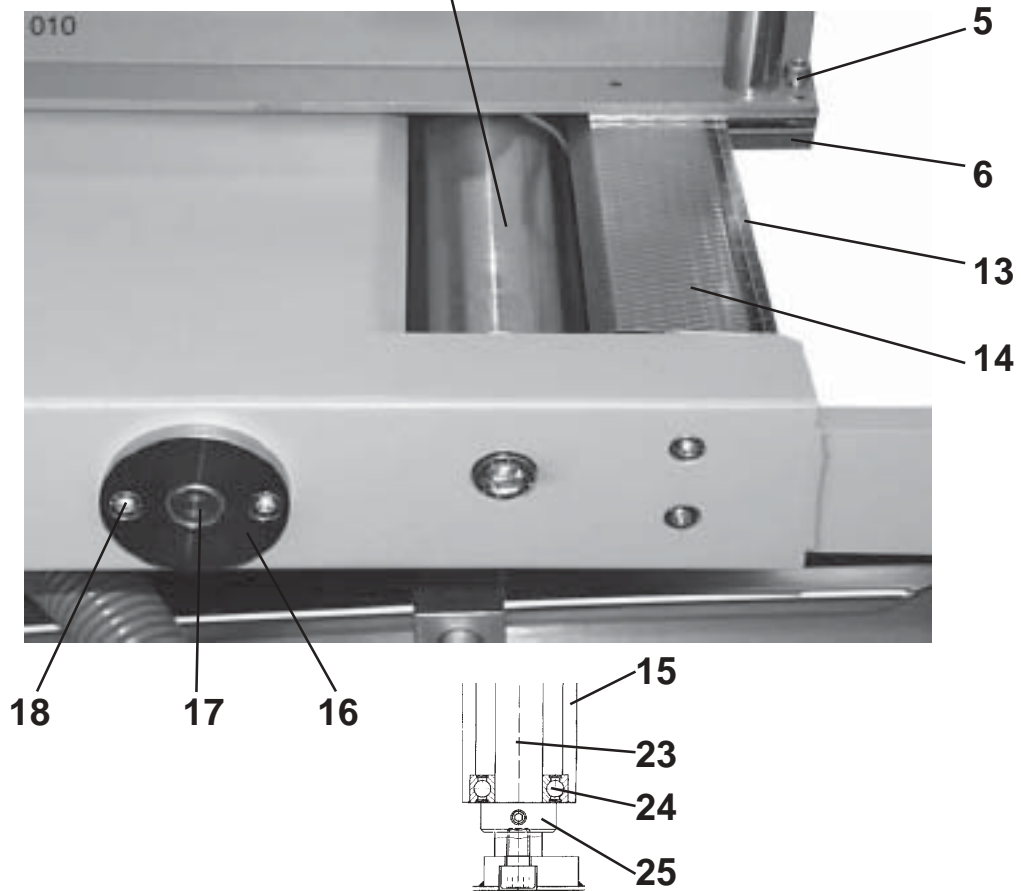
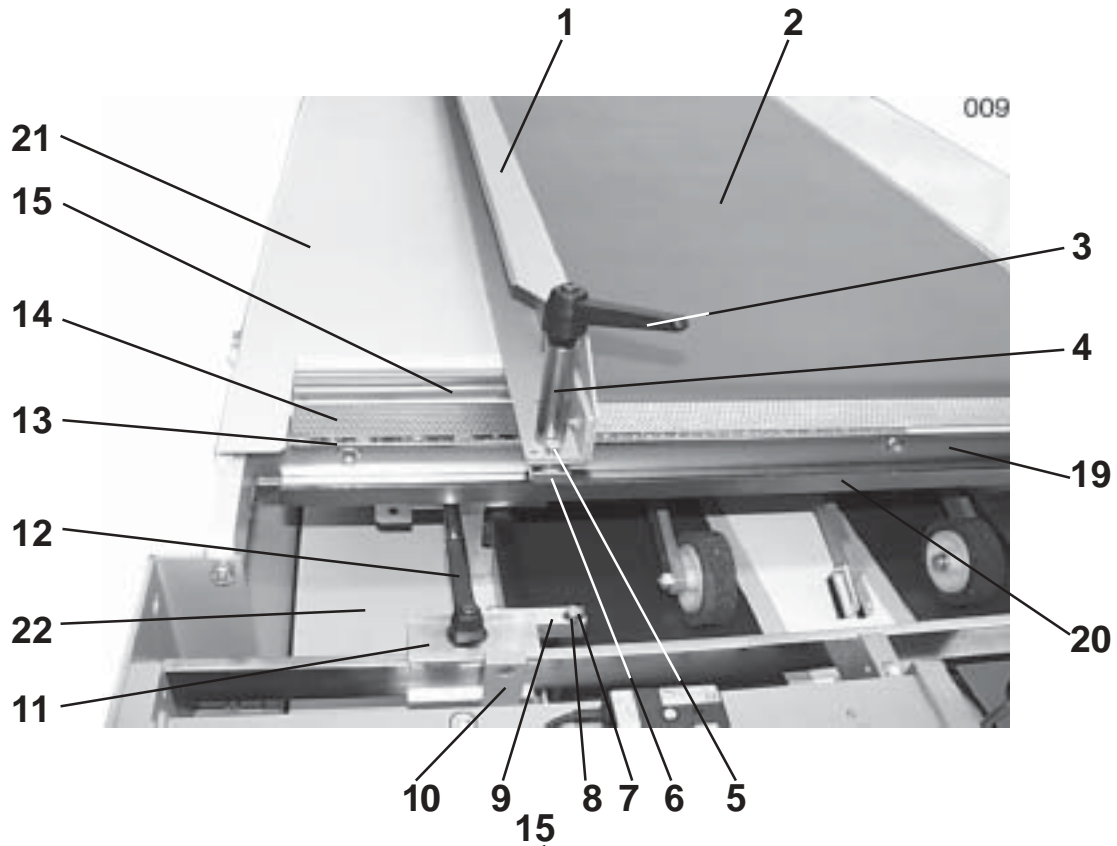
pos. 14 + 18
tube de souffleur cpl. T700 10.3700.00
T800.1 17.3700.022



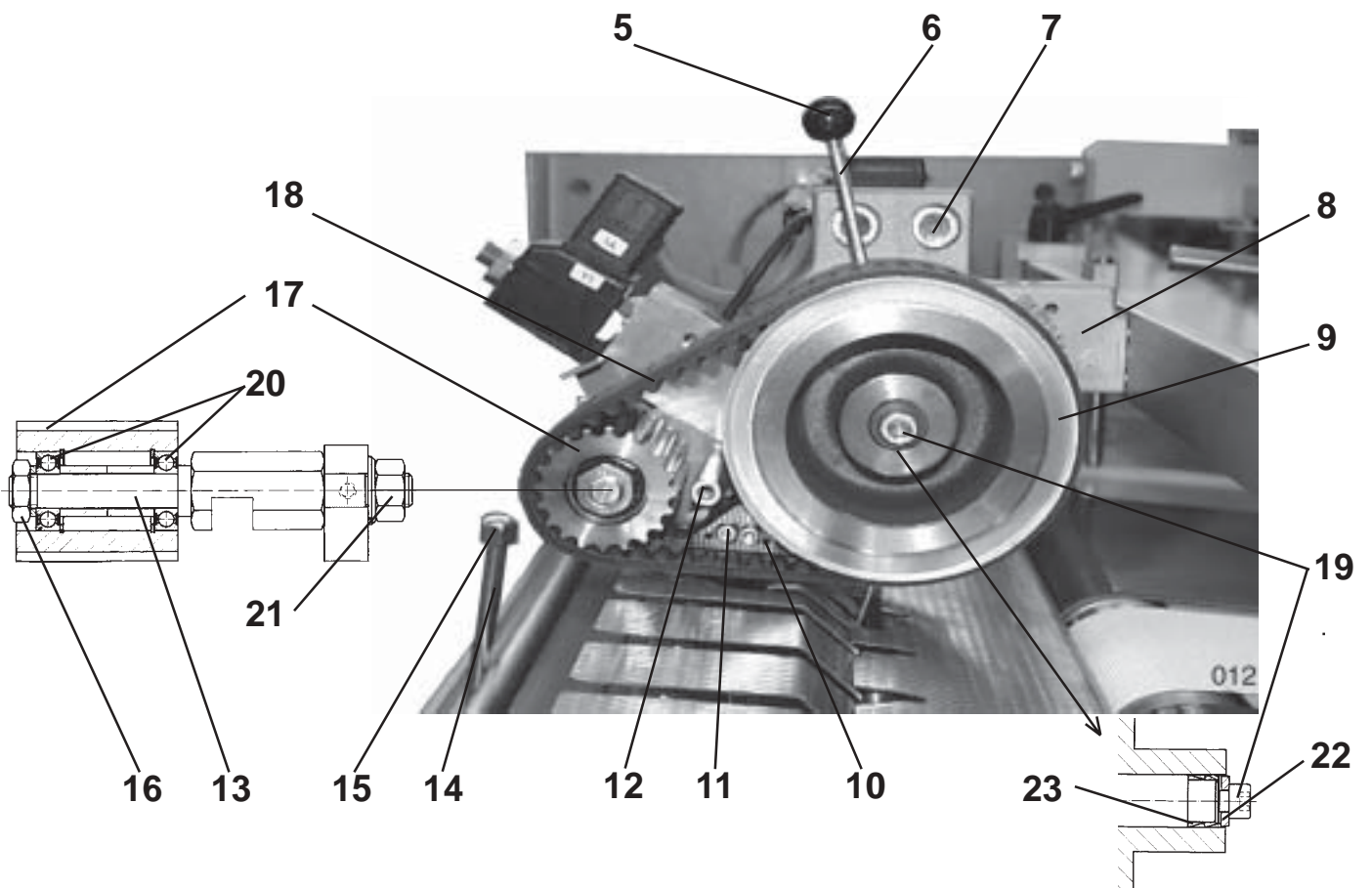
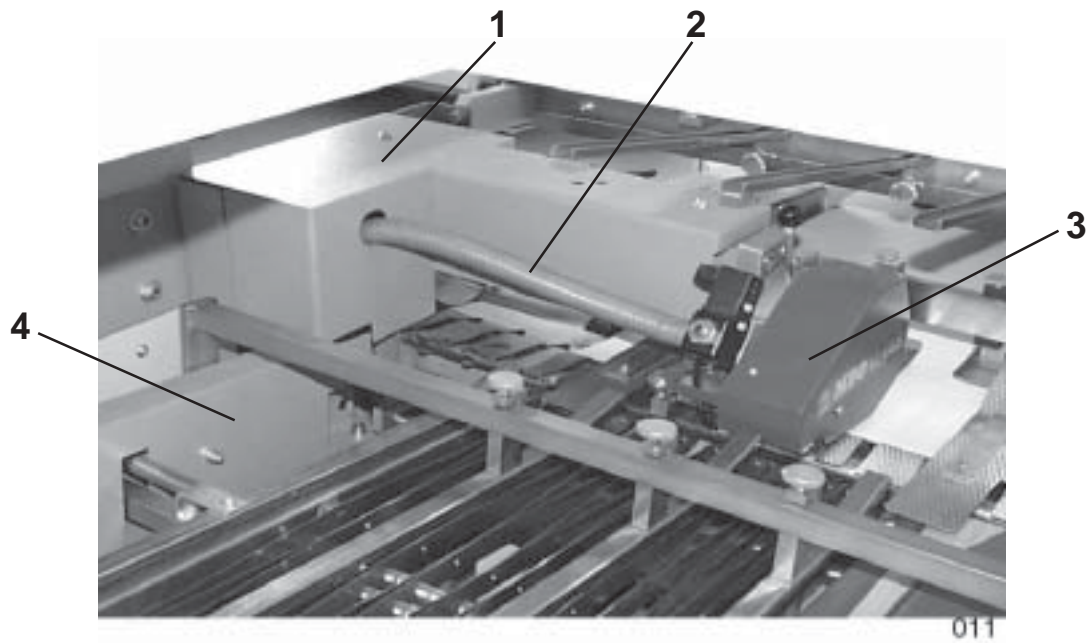
1	Stange	bar	barre	T700	17.3721.03	
				T800.1	10.3721.02	
2	Schlauchklemme	hose clamp	collier		00105064	(SGL 20-32/9 SKZ)
3	Bandwalze	tape roller	rouleau		10.3224.06	
4	Welle	shaft	arbre		10.3221.03	
5	Schlauch	hose	tuyau		00105028	(EVK42-2055mm)
6	Schlauch	hose	tuyau		00105026	(EVK16-3350mm)
7	Schlauch	hose	tuyau		00105026	(EVK16-2700mm)
8	Schlauchklemme	hose clamp	collier		00105064	(SGL 20-32/9 SKZ)
9	Winkel	bar	barre		00084502	(3/4" 2xAG Nr. 3)
10	Schlauch	hose	tuyau		00105026	(EVK16-1250mm)
11	Schlauchanschluss	hose connecting	tuyau fixe		00084939	(1/2" x 3/4" Nr. 5114)
12	Bogen	deflector	deviation		0085096	(1/2" I/I)
13	Winkel	bar	barre		0084501	(1/2" A/A G8)
14	Verteilergehäuse	housing	abri		17.3744.00	
15	Winkel	bar	barre		0085234	(R11/2 Nr. 92)
16	Schlauchklemme	hose clamp	collier		0105075	(050-70/13 C7 W2)
17	Verschluss	cover	couvercle		00101824	(GPR 710 R1/2")
18	Schlauch	hose	tuyau		00105026	(EVK16-300mm)
19	Zylinderschraube	cylinder screw	vis cylindrique		0089284.5	(M12x30 DIN 912)
20	Zylinderschraube	cylinder screw	vis cylindrique		0089011.5	(M8x30 DIN912)
21	Anschlag	sheet stop	butée		17.3562.00	
22	Linsenschraube	screw	vis		0095976.5	(M6x10 DIN 7380)
23	Blasrohr	blower tube	tube de souffleur	T700	10.3726.00	
				T800.1	17.3726.004	
24	Feder	spring	ressort		1.0.2386.011	
25	Zylinderschraube	cylinder screw	vis cylindrique		0085761.5	(M4x6 DIN 84)
26	Taster	lever	levier		10.3562.01	
27	Halter	holder	support		10.3562.02	
28	Zylinderschraube	cylinder screw	vis cylindrique		0088658.5	(M5x12 DIN 912)
29	Zylinderstift	pin	axe		00093955	(8M6x12 DIN 6325)
30	Spannstift	pin	axe		00093104	(2x20 DIN 1481)
31	Excenter	excenter	excentrique		10.3525.20	
32	Lagerstueck	bearing part	palier		17.3544.00	
33	Mutter	nut	ecrou		0090837.5	(M4 DIN 934)
34	Zylinderschraube	cylinder screw	vis cylindrique		0085886.5	(M4x30 DIN 84)
35	Feder	spring	ressort		00102582	(Z-024 AJI)
36	Stange	bar	barre		10.3521.01	




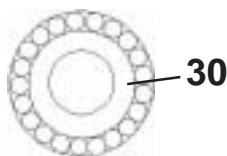
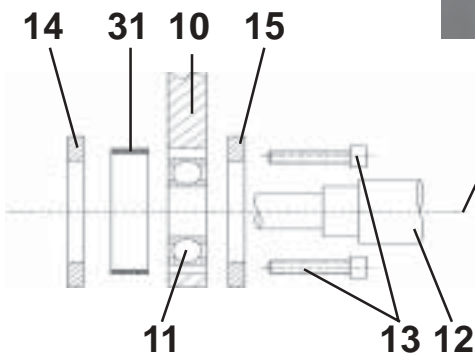
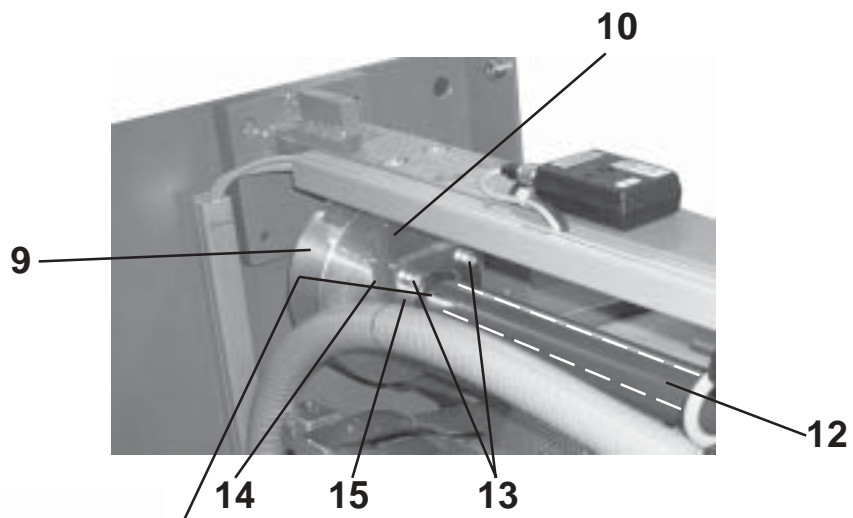

1	Band Endlos	flat belt	courroie	0106994	(Type EM 8/2 210x4680)
2	Transportband	transport belt	courroie de transport	00106981	(100x6700)
3	Leiste	bar	barre	17.3241.00	
4	Stellblech	adjustment plate	tôle de réglage	T700 10.3763.05 T800.1 17.3763.012	
5	Leitblech	guide plate	tôle de guidage	T700 10.3763.03 T800.1 17.3763.013	
6	Leitblech	guide plate	tôle de guidage	T700 10.3763.04 T800.1 17.3763.014	
7	Stange	bar	barre	10.3721.03	
8	Klemmhebel	handle	levier de serrage	00100646	(M8x20x63 GN500)
9	Halter	holder	suport	17.3744.03	
10	Platte	plate	tôle	17.3744.04	
11	Bandwalze	tape	tube de cordon	T700 10.3224.05 T800.1 10.3224.00	
12	Linsenschraube	screw	vis	0095984.5	(M6x12 ULS)
13	Linsenkopfschraube	screw	vis		(M8x20x63 GN500)
14	Klemmstück	clamping piece	pièce de blocage	35.2444.01	
15	Feder	spring	ressort	0102895	(D 234 - A)
16	Stift	pin	axe	10.3425.09	
17	Stellstück	adjustment piece	pièce de réglage	4.0.3644.060	
18	Spannstift	pin	goupille	0094974	(6x16 DIN1481)
19	Niederhalter	smoother bar	abat feuille	17.3485.01	
20	Halter	holder	support	17.3485.00	
21	Halter	holder	support	15.3444.51	
22	Rändelschraube	knurled screw	vis moletée	0087858.5	(M5x16 DIN653)
23	Leitschiene	side guide	guide lateral	08.3653.00	
24	Rändelschraube	knurled screw	vis moletée	0087890.5	(M6x16 DIN653)
25	Achse	bar	barre	10.3221.12	
	Pos. 13-18 Seitenanschlag Kpl.	pos. 13-18 side stop cpl.	pos. 13-18 butée lateral cpl.	1.0.3400.310	
	Pos. 19-22 Niederhalter Kpl.	pos. 19-22 smoother cpl.	pos. 19-22 guide feuille cpl.	17.3400.01	



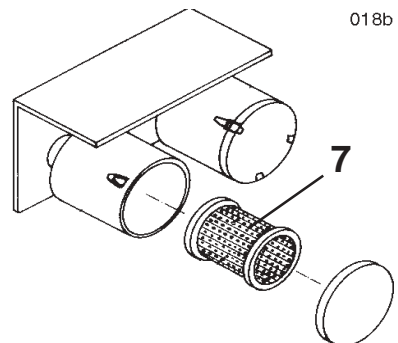


1	Anschlag	sheet stop	butée	17.3461.00	
2	Band	flat belt	courroie	0107059	(550x4380)
3	Klemmhebel	handle	levier de serrage	00100646	(M10x80 GN500)
4	Spannschraube	clamp screw	vis à blocage	10.3425.10	
5	Zylinderschraube	cylinder screw	vis cylindrique	0088849.5	(M6x30 DIN912)
6	Pratze	clamp piece	pièce de blocage	10.3444.10	
7	Stift	pin	axe	10.3425.09	
8	Sicherungsscheibe	circlips	frein	0094201.5	(8 DIN6799)
9	Lasche	holder	support	17.3444.01	
10	Halter	holder	support	08.3464.00	
11	Schieber	adjustment part	pièce de réglage	1.0.2444.320	
12	Klemmhebel	handle	levier de serrage	00100646	(M8x20 GN500)
13	Maßstab	scale	echelle graduée	5.0.5673.010	
14	Leitblech	guide plate	tôle de guidage	08.3361.04	
15	Bandwalze	tape roller	tube de cordon	10.3324.03	
16	Flansch	flange	bride	10.3327.10	
17	Welle	shaft	arbre	10.3421.02	
18	Zylinderschraube	cylinder screw	vis cylindrique	0088781.5	(M6x10 DIN912)
19	Leiste	bar	barre	10.3341.04	
20	Winkel	bar	barre	10.3353.04	
21	Obertisch	top table	table supérieure	17.3363.00	
22	Leitblech unten	guide plate down	tôle de guidage inférieure	08.3263.01	
23	Achse	bar	barre	08.3321.02	
24	Kugellager	ball bearing	roulement	00109827	(6205-2Z DIN625)
25	Stellring	collar	bague	0088393.5	(A25 DIN705)



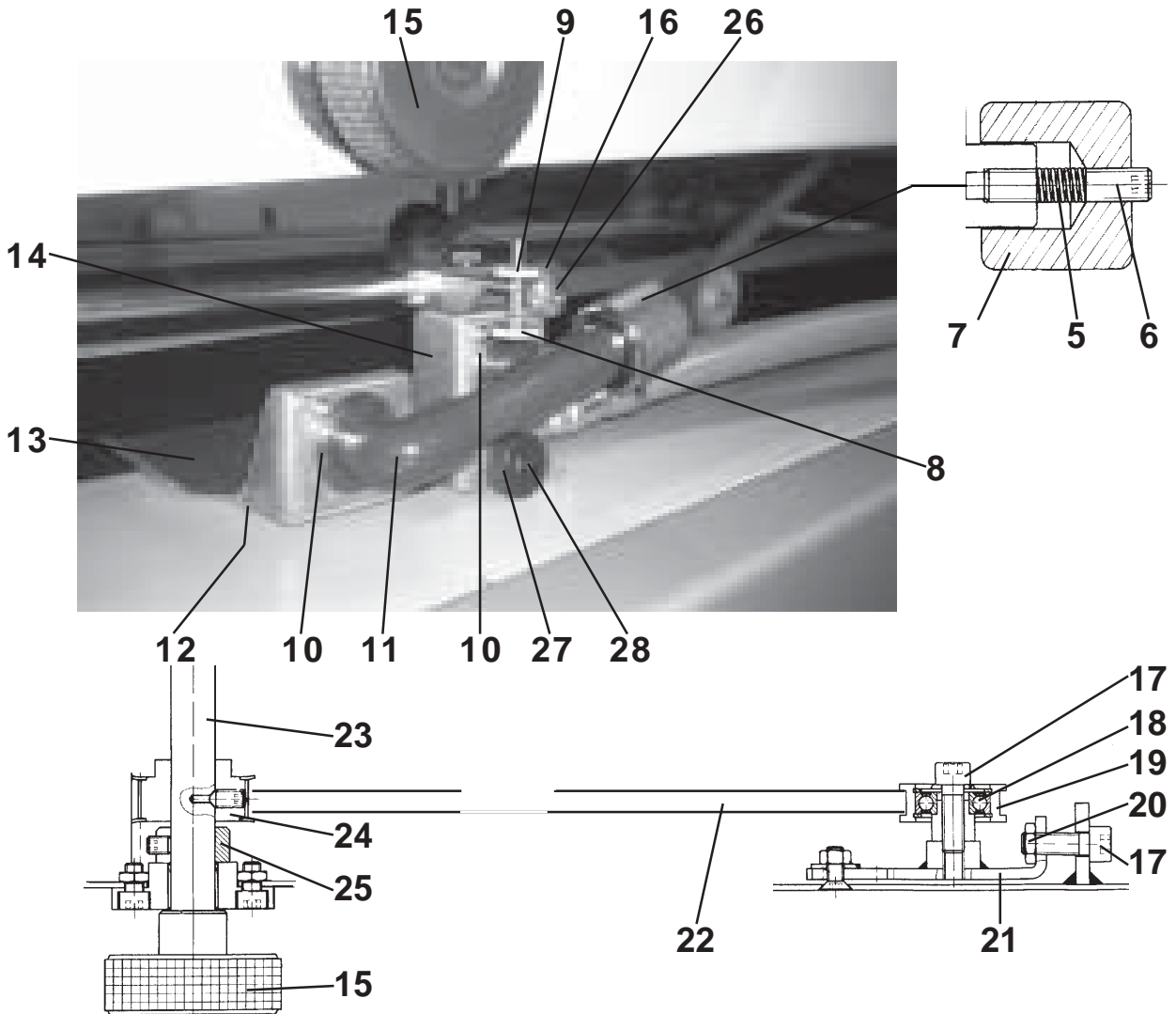

1	Schutzhaube	guard	protection	T700	17.3261.04	
				T800.1	17.3261.012	
2	Schlauch	hose	tuyau		00105024	(EVK16=2350 mm)
3	Schutz	guard	protection		17.2261.011	
4	Schutzblech	guard	protection		17.4161.04	
5	Kugelknopf	ballknop	bouton		00086512	(KU-20-M6-C DIN319)
6	Stiftschraube	screw	vis		0091409.5	(M6x70 DIN939)
7	Zylinderschraube	cylinder screw	vis cylindrique		0094896.5	(M12x30 DIN 6912)
8	Lagerplatte	holder	support		17.2211.04	
9	Saugrad	suction wheel	tambour d'aspiration		17.2211.05	
10	Leiste	guide	guidage		17.2245.01	
11	Zylinderschraube	cylinder screw	vis cylindrique		0088625.5	(M4x25 DIN912)
12	Stehbolzen	distance	distance		17.2225.07	
13	Bolzen	bolt	axe		17.2225.08	
14	Stiftschraube	screw	vis		0091490.5	(M8x90 DIN939)
15	Hutmutter	cap nut	ecrou à chapeau		0090084.5	(M8 DIN917)
16	Mutter	nut	ecrou moletée		0086959.5	(M12 DIN439)
17	Zahnscheibe	toothed pulley	poulie dentée		17.2236.02	
18	Zahnriemen	toothed belt	courroie dentée		17.2202.00	
19	Zylinderschraube	cylinder screw	vis cylindrique		0088997.5	(M8x20 DIN912)
20	Kugellager	ball bearing	roulement		00109637	(6001-2RS DIN625)
21	Mutter	nut	ecrou		0090910.5	(M12 DIN 934)
22	Scheibe	disc	disque		1.0.2228.010	
23	Spannelement(2x)	clamp piece(2x)	pièce de blocage(2x)		00101600	(RT-BN 8006 16X20)




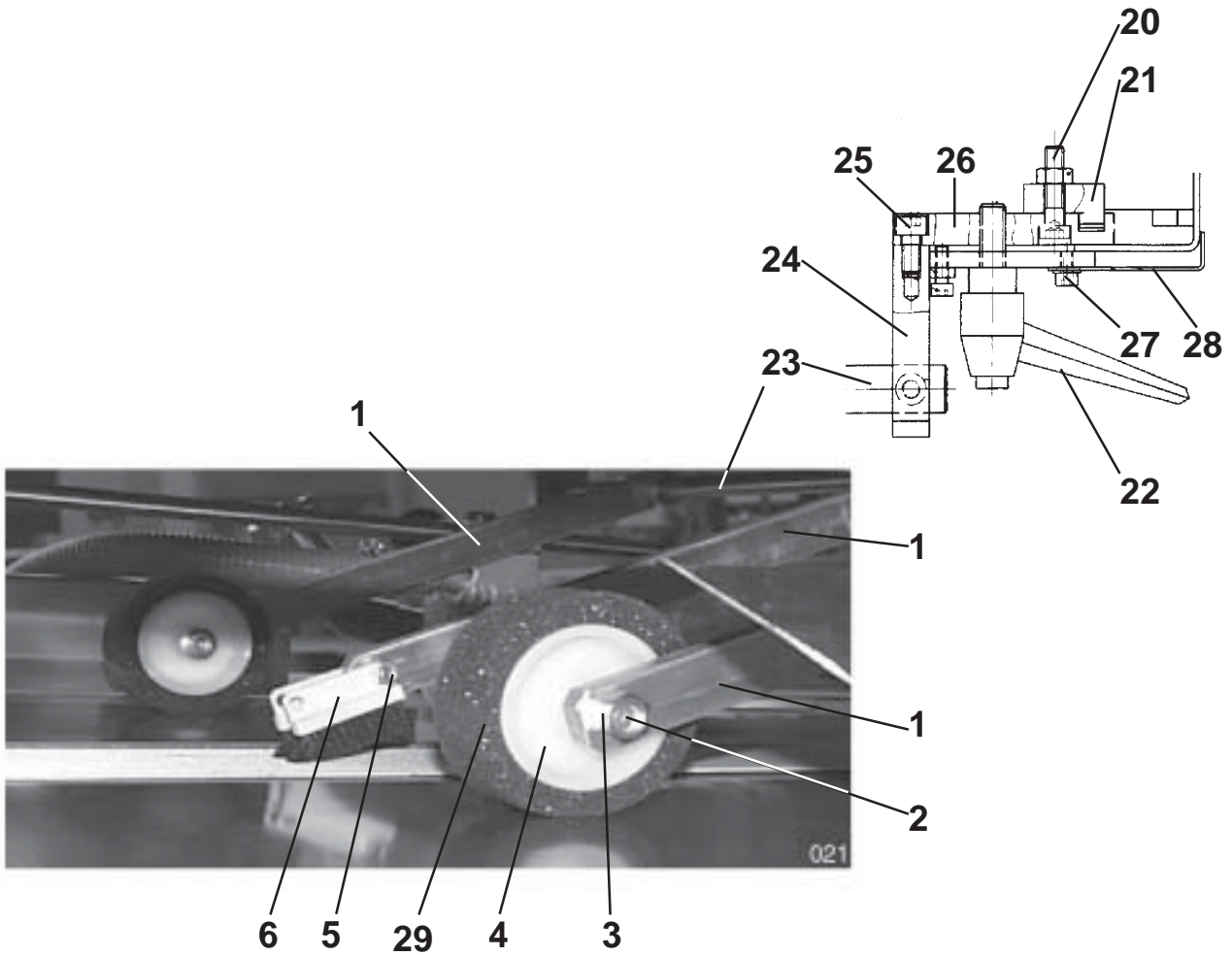
1	Zylinderschraube	cylinder screw	vis cylindrique	0089003.5	(M8X25 DIN 912)
2	Träger	bar	barre	17.3264.04	
3	Lagerplatte	holder	support	17.2211.04	
4	Ventilplatte	housing	abri	5.0.2215.022	
5	Saugrad	suction wheel	tambour d'aspiration	17.2211.05	
6	Zahnriemen	toothed belt	courroie dentée	17.2202.00	
7	Schlauch	hose	tuyau	00105024	(EVK16=2350 mm)
8	Schutzhülse	guard	protection	T700 17.3226.07 T800.1 17.3226.010	
9	Riemenscheibe	pulley	poulie	10.2232.00	
10	Lagerplatte	holder	support	17.3244.05	
11	Kugellager	ball bearing	roulement	00109728	(6004-2Z DIN625)
12	Welle	shaft	arbre	T700 17.3221.23 T800.1 17.3221.026	
13	Zylinderschraube	cylinder screw	vis cylindrique	0088708.5	(M5x25 DIN912)
14	Lagerdeckel	cover	couvercle	17.3244.07	
15	Lagerdeckel	cover	couvercle	17.3244.06	
16	Zylinderschraube	cylinder screw	vis cylindrique	0089096.5	(M8x65 DIN912)
17	Scheibe	washer	rondelle	0095679.5	(B8,4 DIN9021)
18	Feder	spring	ressort	00103028	(D285 DIN2098)
19	Einschraubstützen	tube part	coudes	1.0.2225.020	
20	Halter	holder	support	17.2262.08	
21	Zylinderschraube	cylinder screw	vis cylindrique	0088781.5	(M6x10 ULS)
22	Kugellager	ball bearing	roulement	00109637	(6001-2RS DIN625)
23	Bolzen	bolt	axe	17.2225.08	
24	Zylinderschraube	cylinder screw	vis cylindrique	0088856.5	(M6x30 DIN912)
25	Scheibe	washer	rondelle	0086215.5	(13 DIN125)
26	Mutter	nut	ecrou	0090910.5	(M12 DIN934)
27	Platte	plate	tôle	17.2244.14	
28	Zylinderschraube	cylinder screw	vis cylindrique	0088625.5	(M4x25 DIN912)
29	Zylinderschraube	cylinder screw	vis cylindrique	0089037.5	(M8x35 DIN912)
30	Kugellager	ball bearing	roulement	00109728	(6004-2Z DIN625)
31	Eladurring	rubber ring	bague de caoutchouc	17.3245.01	
32	Schutz	guard	protection	17.2261.03	
33	Flansch	flange	bride	17.2227.05	



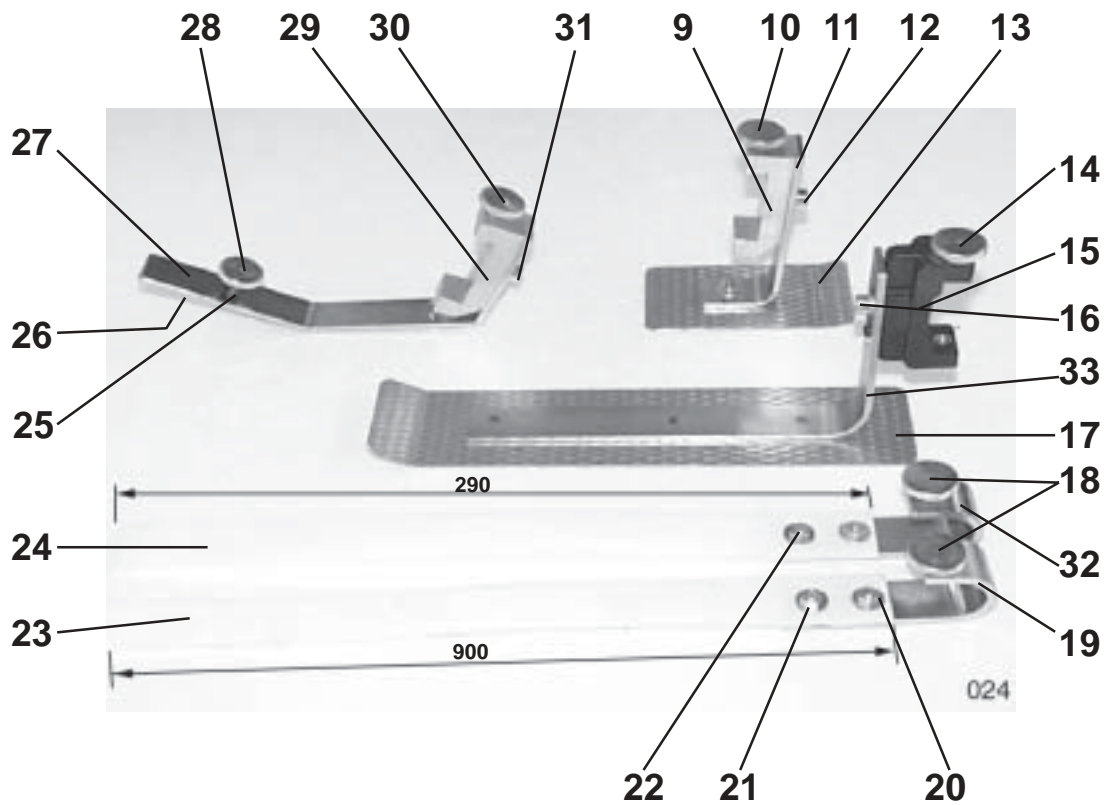
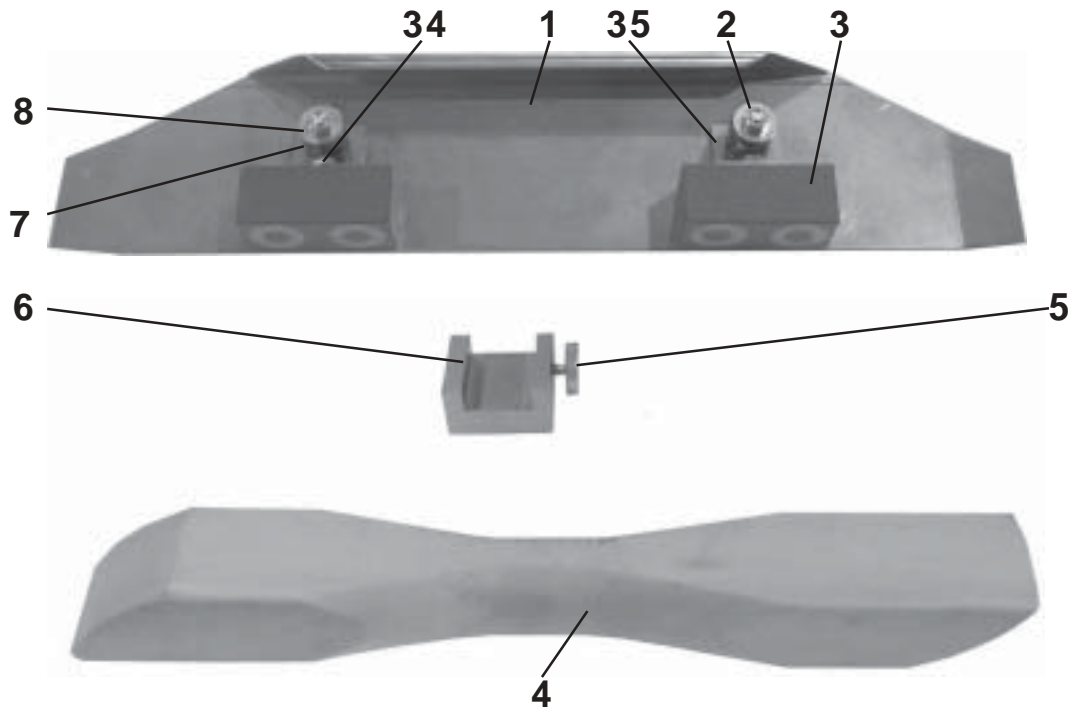
1	Deckel	cover	couvercle	17.3164.031	
2	Griff	handle	levier	0100273	(B6-S-YO GN 5338)
3	Griff	handle	levier	0100273	(B6-S-YO GN 5338)
4	Linsenschraube	screw	vis	0096032.5	(M8x16 DIN 7380)
5	Schneidschraube	screw	vis	00095174	(AM 4x8 DIN 7516)
6	Filtereinheit Kpl.	filter kit cpl.	kit de filtre cpl.	0099990	(F110)
7	Filter	filter	filtre	0100013	
8	Schlauch	hose	tuyau	00105024	(EVK16=850 mm)
9	Einschraubstützen	tube part	coudes	00084632	(Ges 8-R1/2Z)
10	Schlauch	hose	tuyau	00104968	(8x2 -1760 mm)




1	Bandwalze	tape roller	tube de cordon	10.3224.40	
2	Achse	bar	barre	10.3221.05	
3	Lasche	holder	support	17.3244.04	
4	Schutzblech	guard	protection	17.3261.09	
5	Feder	spring	ressort	00102798	(D180)
6	Gewindestift	screw	vis moletée	0089771.5	(M10x50 DIN913)
7	Gewicht	weight	poids	10.3629.20	
8	Rändelschraube	knurled screw	vis moletée	0087928.5	(M6x40 DIN653)
9	Rändelmutter	knurled nut	ecrou moletée	0087148.5	(M6 DIN467)
10	Kugellager	ball bearing	roulement	00109736	(6005-2Z-C3)
11	Blasrohr	blower tube	tube de souffleur	5.0.3600.270	
12	Blech	plate	tôle	5.0.3662.020	
13	Leitblech	guide plate	tôle de guidage	5.0.3661.020	
14	Halter	holder	support	17.3715.00	
15	Kordelgriff	knurled grip	ecrou moletée	00100265	(M12x60 GN534)
16	Rändelmutter	knurled nut	ecrou moletée	0087155.5	(M8 DIN 467)
17	Zylinderschraube	cylinder screw	vis cylindrique	0089003.5	(M8x25 DIN912)
18	Kugellager	ball bearing	roulement	00109645	(6001-2Z DIN625)
19	Rolle	roller	roulette	08.3432.00	
20	Mutter	nut	ecrou	0086876.5	(BM8 DIN 439)
21	Halter	holder	support	08.3464.02	
22	Zahnriemen	toothed belt	courroie dentée	00102251	(8T5x2350 mm)
23	Welle	shaft	arbre	10.3421.02	
24	Zahnscheibe	toothed pulley	poulie dentée	08.3436.00	
25	Stellring	collar	bague	0088245.5	(A15 DIN705)
26	6-kanntschraube	screw	vis	0090559.5	(M8x60 DIN 933)
27	Rolle	roller	roulette	17.3726.01	
28	Passschraube	screw	vis	0096166	(M6x8 H 8x16 UPS)
Pos. 5-14+16+26-28					
	Pendelblaeser	blower	souffleur	17.3700.14	



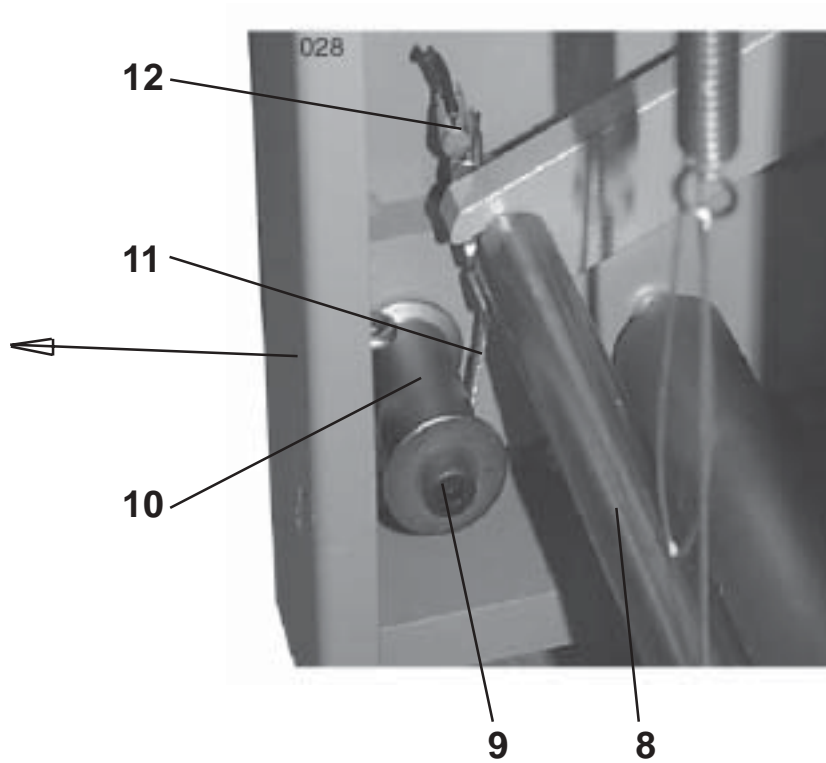
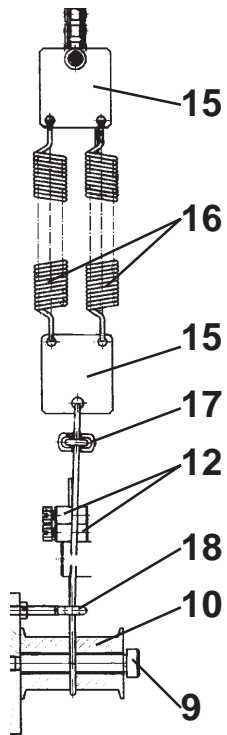
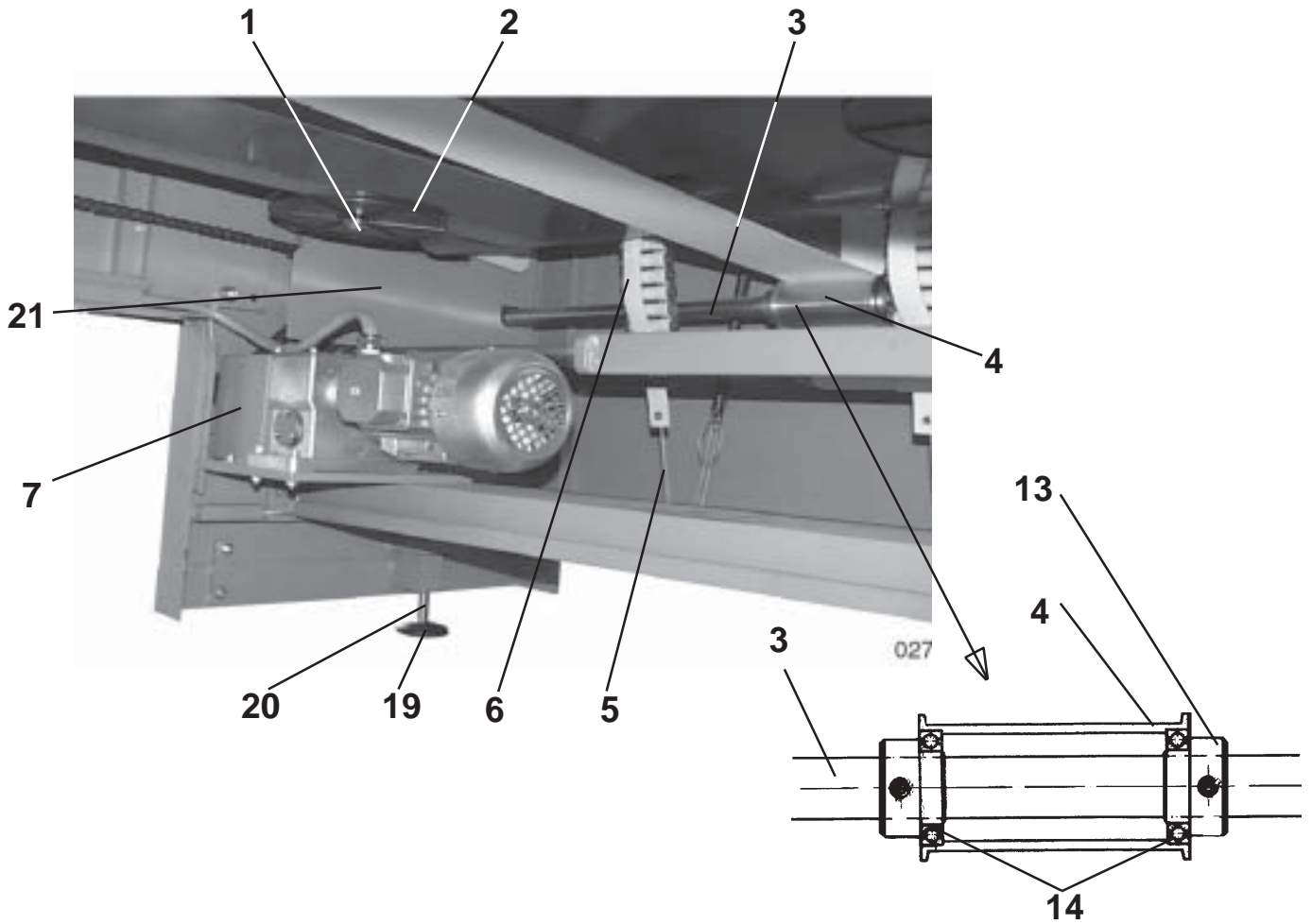
1	Hebel	lever	levier	10.3444.01	
2	Zylinderschraube	cylinder screw	vis cylindrique	0094847.5	(M10x55 DIN6912)
3	Mutter	nut	ecrou	0090894.5	(M10 DIN934)
4	Rolle	roller	roulette	01.3232.20	
5	Zylinderschraube	cylinder screw	vis cylindrique	0094668.5	(M5x20 DIN912)
6	Bürste	brush	brosse	17.3244.02	
7	Halter	holder	support	08.3464.00	
8	Stange	bar	barre	10.3721.03	
9	Lasche	holder	support	17.3744.02	
10	Kordelgriff	knurled grip	ecrou moletée	00100272	(M10x50 SW GN534)
11	Schieber	adjustment part	pièce de réglage	1.0.2444.320	
12	Lasche	holder	support	10.3444.00	
13	Schlauch	hose	tuyau	00105026	(EVK16=3350 mm)
14	Richtlineal	side guide	guidage lateral	10.3463.00	
15	Senkschraube	screw	vis	0095463.5	(M6x35 DIN7991)
16	Mutter	nut	ecrou	0090852.5	(M6 DIN9349)
17	Rolle	roller	roulette	00109504	(600.10)
18	Bolzen	bolt	axe	17.3426.00	
19	Halter	holder	support	17.3444.03	
20	Zylinderschraube	cylinder screw	vis cylindrique	0094748.5	(M6x25 DIN 6912)
21	Beilage	clamp piece	pièce de blocage	2.0.5644.051	
22	Klemmhebel	handle	levier de serrage	00100646	(M8x20 GN500)
23	Achse	bar	barre	10.3421.03	
24	Halter	holder	support	17.3444.02	
25	Zylinderschraube	cylinder screw	vis cylindrique	0088799.5	(M6x12 DIN912)
26	Halter	holder	support	10.3444.05	
27	Zylinderschraube	cylinder screw	vis cylindrique	0088591.5	(M4x12 DIN912)
28	Zeiger	indicator	indicateur	10.3462.01	
29	Ring	ring	gague	01.3239.20	
	Pos. 4 + 29 Rolle Kpl.	pos. 4 + 29 roller cpl.	pos. 4 + 29 roulette	01.3200.60	
	Pos. 7+12+14-17 Richtlineal Kpl.	pos. 7+12+14-17 side guide cpl.	pos. 7+12+14-17 guidage lateral cpl.	10.3400.02	




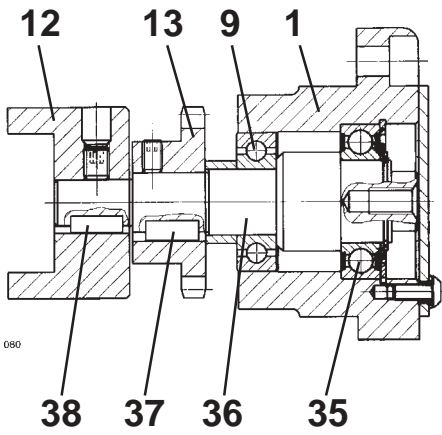

1	Seitenführung	side guide	guidage lateral	10.3461.00	
2	Senkschraube	screw	vis	0092031.5	(M6x30 DIN7991)
3	Satzschließmagnet	magnet	magnet	0100872	
4	Ausstreichholz	fan out block	spatule	1.0.3318.010	
5	Rändelschraube	knurled screw	vis moletée	0087858.5	(M5x16 DIN653)
6	Gewicht	weight	poids	10.3744.10	
7	Druckfeder	spring	ressort	20 480 150	
8	Scheibe	washer	rondelle	0095661.5	(6,4 DIN9021)
9	Halter	holder	support	15.3444.51	
10	Rändelschraube	knurled screw	vis moletée	0087858.5	(M5x16 DIN653)
11	Halter	holder	support	17.3485.02	
12	Zylinderschraube	cylinder screw	vis cylindrique	0088658.5	(M5x12 DIN912)
13	Niederhalter	smoother	guide feuille	17.3485.03	
14	Rändelschraube	knurled screw	vis moletée	0087858.5	(M5x16 DIN653)
15	Haltebügel	holder	support	2.0.2414.010	
16	Zylinderschraube	cylinder screw	vis cylindrique	0088658.5	(M5x12 DIN912)
17	Leitzunge	smoother	abat feuille	35.2462.01	
18	Rändelschraube	knurled screw	vis moletée	0087825.5	(M5x10 DIN653)
19	Halter	holder	support	2.0.3364.040	
20	Scheibe	washer	rondelle	0095646.5	(B4,3 DIN9021)
21	Mutter	nut	ecrou	0090837.5	(M4 DIN934)
22	Senkschraube	screw	vis	0095257.5	(M4x10 DIN7991)
23	Band	flat belt	courroie	08.3202.01	
24	Band	flat belt	courroie	17.3202.00	
25	Feder	spring	ressort	00102772	(D165C)
26	Niederhalter	smoother	guide feuille	15.3485.52	
27	Halter	holder	support	15.3485.51	
28	Rändelschraube	knurled screw	vis moletée	0087858.5	(M5x16 DIN653)
29	Halter	holder	support	15.3444.51	
30	Rändelschraube	knurled screw	vis moletée	0087858.5	(M5x16 DIN653)
31	Zylinderschraube	cylinder screw	vis cylindrique	0088658.5	(M5x12 DIN912)
32	Halter	holder	support	16.3244.05	
33	Halter	holder	support	35.2444.05	
34	Sechskantschraube	screw	vis	0090332.5	(M6x12 DIN 933)
35	Halter	holder	support	17.3444.05	
Pos. 1-3+7+8+34+35	Seitenführung links	pos. 1-3+7+8+34+35 left side guide	pos. 1-3+7+8+34+35 guidage lateral gauche	17.3400.13	
Pos. 9-13	Niederhalter Kpl.	pos. 9-13 smoother cpl.	pos. 9-13 guide feuille cpl.	17.3400.02	
Pos. 14-17+33	Niederhalter Kpl.	pos. 14-17+33 smoother cpl.	pos. 14-17+33 guide feuille cpl.	5.0.2400.230	
Pos. 18-23	Niederhalter Kpl.	pos. 18-23 smoother cpl.	pos. 18-23 guide feuille cpl.	10.3200.10	
Pos. 18+20-22+24+32	Niederhalter Kpl.	pos. 18+20-22+24+32 smoother cpl.	pos. 18+20-22+24+32 guide feuille cpl.	16.3200.09	
Pos. 25-31	Niederhalter Kpl.	pos. 25-31 smoother cpl.	pos. 25-31 guide feuille cpl.	15.3400.52	
Pos. 17-33	Niederhalter Kpl.	pos. 17-33 smoother cpl.	pos. 17-33 guide feuille cpl.	5.0.2400.250	



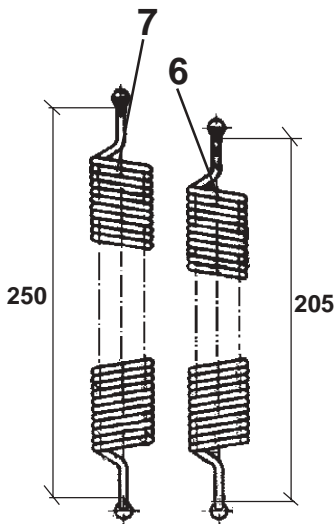
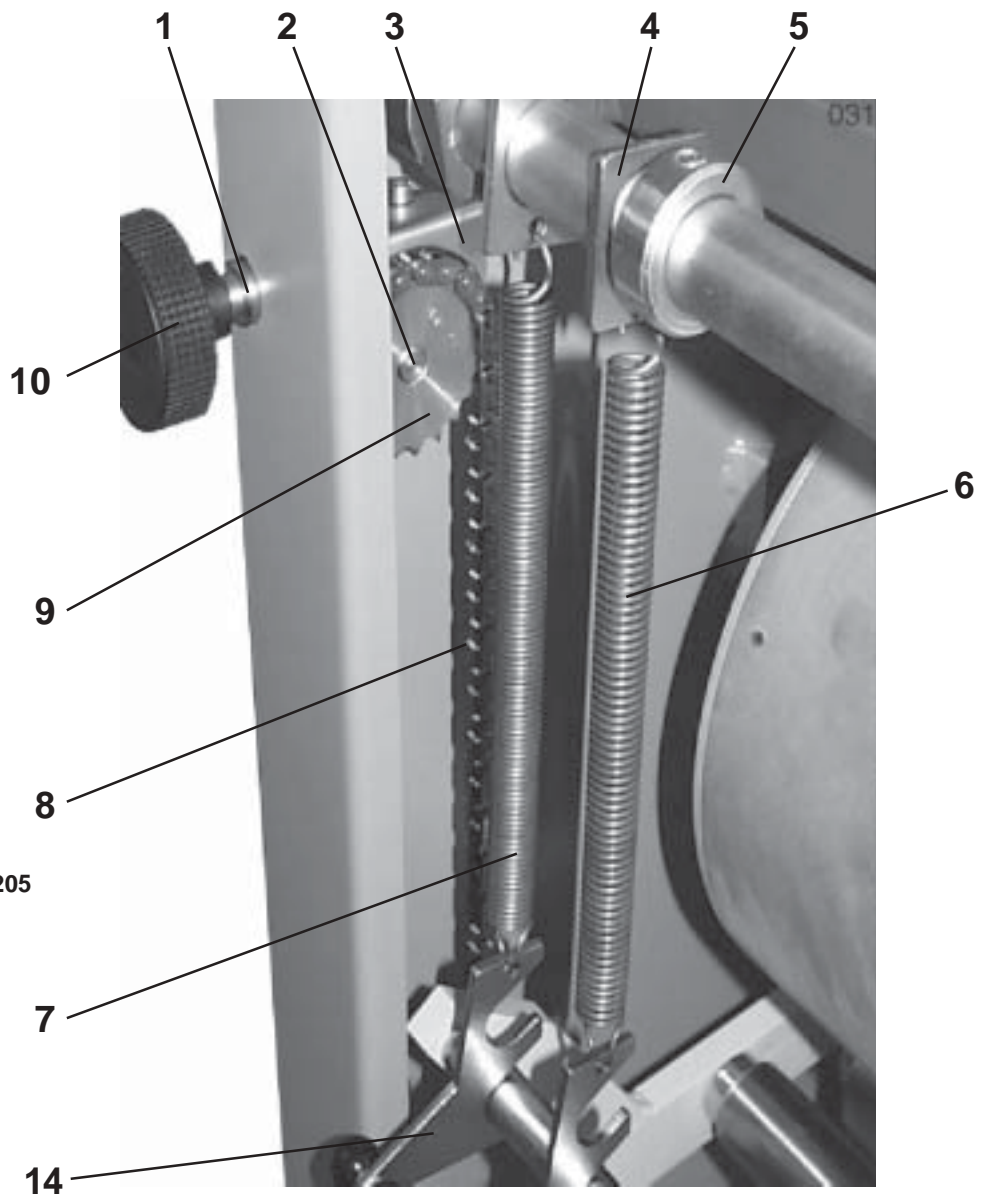
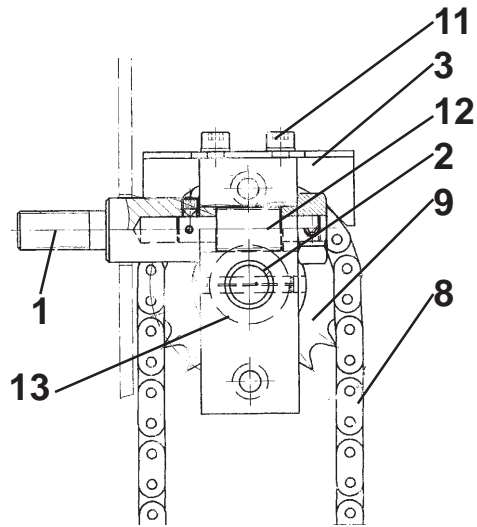
1	Hebel	lever	levier	10.3444.01	
2	Zylinderschraube	cylinder screw	vis cylindrique	0094847.5	(M10x55 DIN6912)
3	Rolle	roller	roulette	01.3200.60	
4	Bürste	brush	brosse	17.3244.02	
5	Mutter	nut	ecrou	0090845.5	(M5 DIN934)
6	Zylinderschraube	cylinder screw	vis cylindrique	0088641.5	(M5x10 DIN912)
7	Halter	holder	support	10.3644.01	
8	Rändelschraube	knurled screw	vis moletée	0087890.5	(M6x16 DIN653)
9	Leitschiene	side guide	guide lateral	08.3653.00	
10	Rändelschraube	knurled screw	vis moletée	0087858.5	(M5x16 DIN653)
11	Zylinderschraube	cylinder screw	vis cylindrique	0088658.5	(M5x12 DIN912)
12	Haltebügel	holder	support	2.0.2414.010	
13	Niederhalter	smoother	guide feuille	15.3485.55	
14	Mutter	nut	ecrou	0090845.5	(M5 DIN 934)
15	Halter	holder	support	15.3444.51	
16	Rändelschraube	knurled screw	vis moletée	0087858.5	(M5x16 DIN653)
17	Zylinderschraube	cylinder screw	vis cylindrique	0088658.5	(M5x12 DIN912)
18	Halter	holder	support	17.3485.00	
19	Niederhalter	smoother	guide feuille	17.3485.01	
	Pos. 6-9 Leitschiene Kpl.	pos. 6-9 side guide cpl.	pos. 6-9 guide lateral cpl.	15.3600.51	
	Pos. 10-13 Niederhalter Kpl.	pos. 10-13 smoother cpl.	pos. 10-13 guide feuille cpl.	10.3400.20	
	Pos. 14-19 Niederhalter Kpl.	pos. 14-19 smoother cpl.	pos. 14-19 guide feuille cpl.	17.3400.01	



1	Sechskantschraube	hexagon screw	vis à six pans	0090568.5	(M8x80 DIN933)
2	Scheibe	washer	rondelle	08.3214.00	
3	Achse	bar	barre	10.3221.08	
4	Bandrolle	circlips	poulie	17.3232.01	
5	Drahtseil	wire	cable métallique	08.3200.16	
6	Band	tape	cordon	08.3202.03	
7	Schutzhaube	guard	protection	10.3161.04	
8	Achse	bar	barre	10.3221.11	
9	Paßschraube	screw	vis	0096285	(M8x10H8x60 UPS)
10	Rolle	roller	roulette	17.3232.00	
11	Drahtseil	wire	cable métallique	00099846	(Ø 3 mm)
12	Seilklemme	clamp	pince câble	0124888	(D2 5C E60)
13	Stelling	collar	bague	10.3228.01	
14	Kugellager	ball bearing	roulement	00109966	(61 906-2RZ)
15	Lasche	holder	support	10.3244.25	
16	Zugfeder	spring	ressort	30 480 012	
17	Drahtseilklemme	wire clamp	pince câble	0099879	(3 DIN741)
18	Ringschraube	ring screw	vis	0101428.5	(M5x30)
19	Fussplatte	pad	plaque de nivellement	00100057	(D63-K126)
20	Stellschraube	screw	vis	00101779	(M16x165)
21	Schutzhaube	guard	protection	10.3161.03	



1	Flansch	flange	bride	10.3227.02	
2	Lagerbolzen	bolt	axe	17.3225.00	
3	Lasche	holder	support	10.3264.08	
4	Kettenrad mit Buchse	sprocket with bush	pignon de chaine cpl.	20 260 080	
5	Sechskantschraube	hexagon screw	vis à six pans	00111351	(20x26x20 DIN1850)
6	Kette	chain	chaîne	0090563.5	(M8x70 DIN933)
7	Kettenrad mit Buchse	sprocket with bush	pignon de chaine cpl.	00109010	(1/2"x5/16" 467G.)
8	Stellring	collar	bague	06.3235.01	
9	Kugellager	ball bearing	roulement	00111351	(20x26x20 DIN1850)
10	Achse	bar	barre	0088393.5	(A25 DIN705)
11	Kupplungsstück	coupling piece	pièce d'accouplement	00109728	(6004-2Z DIN625)
12	Kupplungsstück	coupling piece	pièce d'accouplement	10.3221.08	
13	Kettenrad	sprocket	pignon de chaine	5.0.4244.011	
14	Achse	bar	barre	1.0.2127.330	
15	Achse	bar	barre	08.3235.01	
16	Hebel	lever	levier	10.3221.09	
17	Stellring	collar	bague	10.3221.13	
18	Lasche	holder	support	10.3264.10	
19	Zugfeder	spring	ressort	0088427.5	(A30 DIN705)
20	Lagerbolzen	bolt	axe	10.3244.15	
21	Kettenrad	sprocket	pignon de chaine	30 480 012	
22	Achse	bar	barre	17.3225.00	
23	Bandwalze	tape roller	rouleau	20 260 080	
24	Hakenöse	hook	crochet	10.3221.09	
25	Rolle	roller	roulette	10.3224.02	
26	Achse	bar	barre	10.3260.00	
27	Feder	spring	ressort	05.7426.00	
28	Umlenkrolle	roller	roulette	10.3221.08	
29	Stellring	collar	bague	08.3282.00	
30	Transportband	transport belt	courroie de transport	10.3224.03	
31	Bandrolle	tape roller	poulie	10.3228.01	
32	Rolle	roller	roulette	00106981	(100x6100)
33	Halter	holder	support	10.3232.03	
34	Rändelhohlschraube	knurled screw	vis moletée	08.3526.00	
35	Kugellager	ball bearing	roulement	08.3244.19	
36	Welle	shaft	arbre	00095851	(M8x20 GN421)
37	Paßfeder	spring	ressort	00109736	(6005-2Z DIN625)
38	Paßfeder	spring	ressort	10.3221.04	
39	Stellring	collar	bague	00094458	(A6x6x16 DIN6885)
40	Kettenrad	chain wheel	pignon	00094334	(A5x5x16 DIN6885)
41	Trommel Kpl.	tape roller cpl.	tambour cpl.	17.3228.00	
42	Schutzblech	guard	protection	5.0.3235.050	
43	Bandrolle	tape roller	roulette	10.3200.11	
				17.3261.07	
				10.3232.05	
	Pos.1 + 9 + 12-13 + 35-38	Pos.1 + 9 + 12-13 + 35-38	Pos.1 + 9 + 12-13 + 35-38		
	Antriebsflansch	drive flange	bride de commande	17.3200.12	
	Pos. 2-5	Pos. 2-5	Pos. 2-5		
	Spannhebel	lever	levier	17.3200.18	

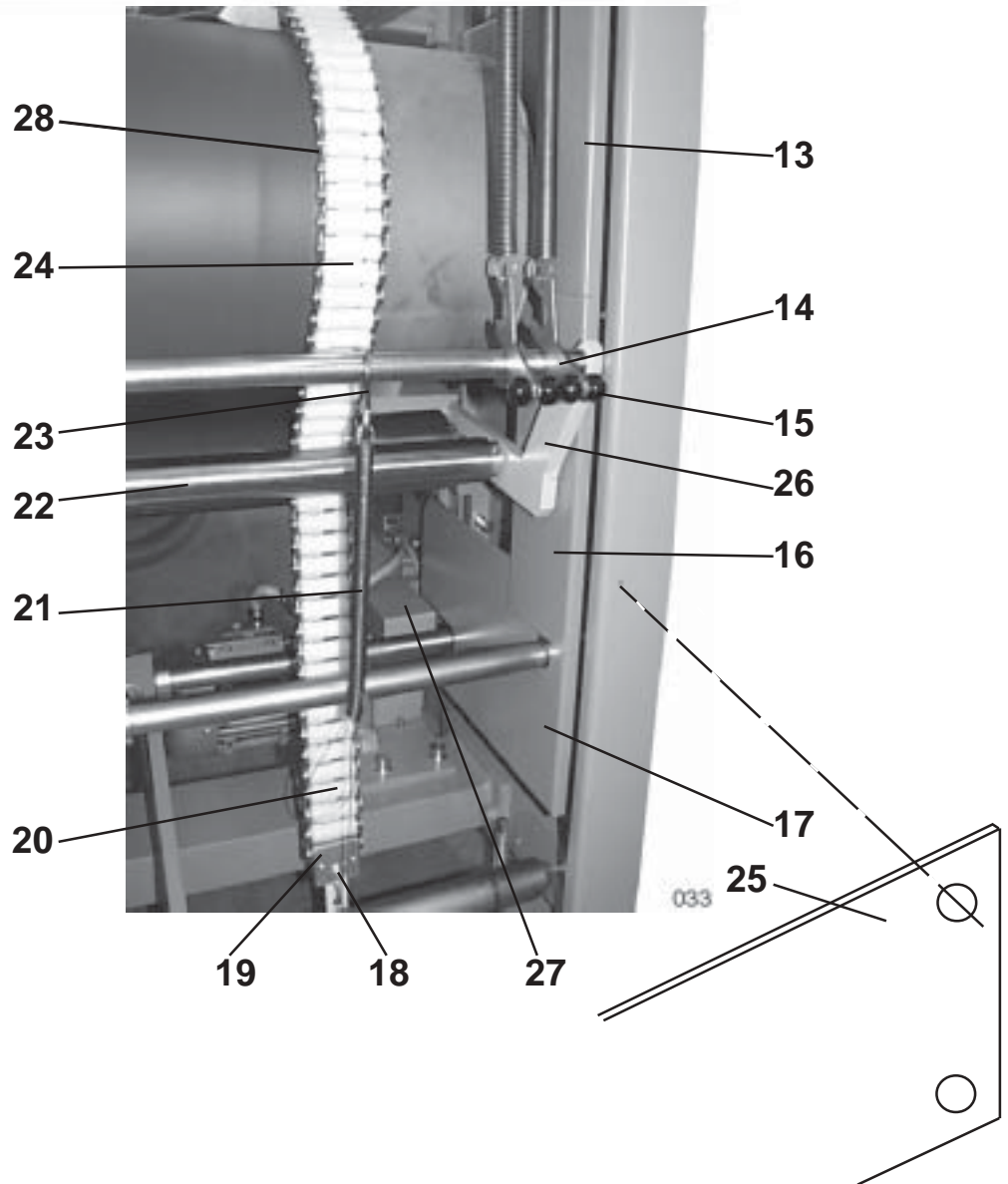



1	Bolzen	bolt	axe	10.3226.01	
2	Bolzen	bolt	axe	10.3226.02	
3	Lasche	holder	support	17.3262.00	
4	Lasche	holder	support	10.3244.15	
5	Stelling	collar	bague	0088427.5	(A30 DIN705)
6	Zugfeder	spring	ressort	30 480 012	
7	Zugfeder	spring	ressort	01.3282.01	
8	Kette	chain	chaîne	00108699	(3/8" x7/32" 62 Glieder)
9	Kettenrad	sprocket	pignon de chaîne	10.3234.00	
10	Kordelgriff	knurled grip	ecrou moletée	00100265	(M12x60 SW GN534)
11	Zylinderschraube	cylinder screw	vis cylindrique	0088658.5	(M5x12 DIN912)
12	Schnecke	worm	roue	3.0.5637.020	
13	Schneckenrad	worm gear	roue à vis sans fin	3.0.5637.010	
14	Halter	holder	support	16.3244.00	

Pos.1-3 + 9-13
Spannlager Kpl.



Pos.1-3 + 9-13
tightener cpl.

Pos.1-3 + 9-13
unité de tendeur cpl. 17.3200.17




1	Rändelhohlschraube	knurled screw	vis moletée	00095851	(M8x20 GN421)
2	Halter	holder	support	08.3244.19	
3	Transportband	transport belt	courroie de transport	00106981	(100x6100)
4	Bandrolle	tape roller	poulie	10.3232.05	
5	Führungsstange	bar	barre	17.3421.03	
6	Maßstab	scale	echelle graduée	5.0.5673.010	
7	Anschlag	sheet stop	butée	17.3461.00	
8	Lasche	holder	suport	17.3444.00	
9	Führung	guide	guidage	5.0.3364.012	
10	Klemmhebel	handle	levier de serrage	00100586	(M8x20 GN500)
11	Hebel	lever	levier	10.3264.10	
12	Stellring	collar	bague	10.3228.01	
13	Schutzhaube	guard	protection	10.3161.01	
14	Halter	holder	support	16.3244.00	
15	Kugelknopf	ballknop	bouton	00086512	(Ku 20-M6 DIN319)
16	Schutzwinkel	guard	protection	10.3161.02	
17	Schutzhaube	guard	protection	10.3161.03	
18	Senkschraube	screw	vis	0095372.5	(M6x12 DIN7991)
19	Platte	holder	support	10.3244.03	
20	Rolle	roller	roulette	08.3526.00	
21	Feder	spring	ressort	08.3282.00	
22	Rolle mit deckel	roller with cover	roulette cpl.	05.7426.00	
23	Hakenöse	hook	crochet	30 500 260	
24	Band	flat belt	courroie	08.3202.03	
25	Schutzblech	guard	protection	10.3161.05	
26	Leitblech	guide plate	tôle de guidage	08.3263.01	
27	Schutzhaube	guard	protection	10.3161.04	
28	Steckglied	chain part	chainon	08.3207.00	
29	Achse	bar	barre	10.3221.09	

Pos.1 + 2 + 18-20 + 24 Pos.1 + 2 + 18-20 + 24 Pos.1 + 2 + 18-20 + 24
 Rollenkette kpl. chain cpl. chaine cpl. 17.3200.08




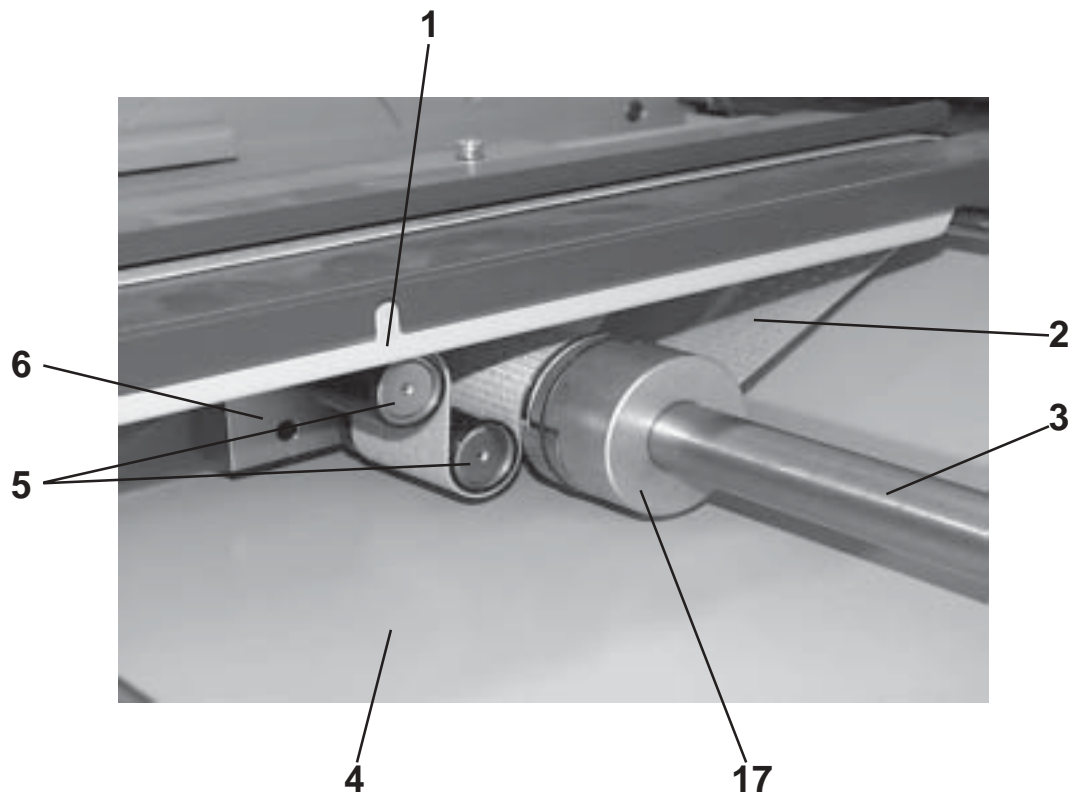
37 38
 T800.1



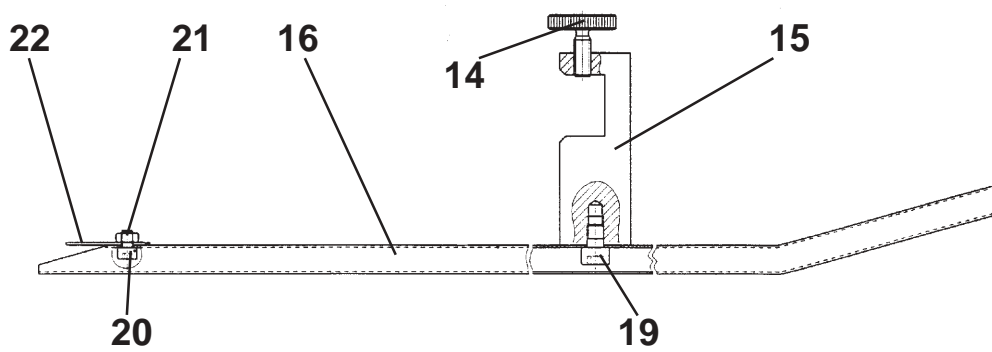

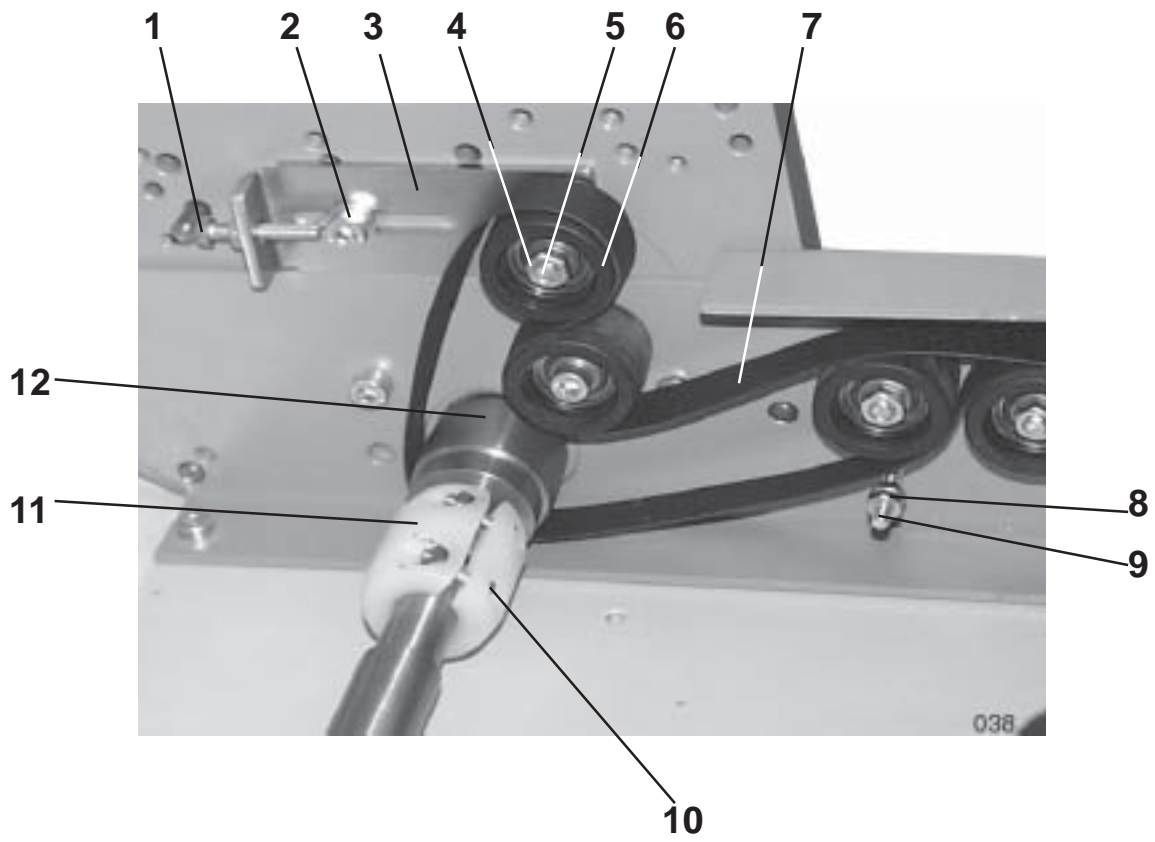
1(*) Schutzblech	guard	protection	T700	17.5164.03
			T800.1	17.5164.09
2(*) Stange	bar	barre	T700	17.4121.02
			T800.1	17.4121.21
3 Büchse	bushing	douille		1.0.4126.010
4 Lasche	holder	support		17.4264.00
5 Stellschraube	screw	vis		10.4200.02
6 Stellstück	adjustment piece	pièce de réglage		5.0.4211.011
7 Zylinderschraube	cylinder screw	vis cylindrique		0088997.5 (M8x20 DIN912)
8 Führungsstange	bar	barre	T700	17.4121.00
			T800.1	17.4121.20
9 Niederhalter	smoother	guide feuille		17.4253.00
10 Leitschiene	side guide	guide lateral		17.4263.03
11 Jalousie Kpl.	lamella cpl.	tôle jalousie cpl.	T700	17.4400.00
			T800.1	17.4400.01
12 Leiste	bar	barre		17.4241.06
13 Distanzhülse	distance	distance		10.5128.01
14 Zylinderschraube	cylinder screw	vis		0088856.5 (M6x30 DIN912)
15 Leitblech	guide plate	tôle de guidage		17.4263.06
16 Zylinderschraube	cylinder screw	vis cylindrique		0088799.5 (M6x12 DIN912)
17 Stellstück	adjustment piece	pièce de réglage		1.0.4211.330
18(*)Welle	shaft	arbre	T700	17.5221.00
			T800.1	17.5221.16
19 Sechskantschraube	hexagon screw	vis à six pans		0090399.5 (M6x35 DIN933)
20 Sechskantmutter	hexagon nut	ecrou à six pans		0090852.5 (M6 DIN934)
21 Zylinderschraube	cylinder screw	vis cylindrique		0088617.5 (M4x20 DIN912)
22 Zylinderschraube	cylinder screw	vis cylindrique		0089003.5 (M8x25 DIN912)
23 Rollenhalter	holder	support		1.0.4244.320
24 Zylinderschraube	cylinder screw	vis cylindrique		0089300.5 (M12x40 DIN912)
25 Laufrolle mit Führungsrolle	tape roller with bearing part	poulie avec roulement		1.0.4232.031
				00111773 (F31.643)
26 Halter	holder	support		10.1264.03
27 Distanzhülse	distance	distance		60 290 041
28(*)Einlaufblech	infeed plate	tôle d'introduction	T700	17.5163.06
			T800	17.5163.49
29(*)Einlaufblech	infeed plate	tôle d'introduction	T700.1	17.5163.00
			T800.1	17.5163.48
30 Träger	bar	barre		17.4241.05
31 Kugelknopf	ball knob	bouton		00086504 (Ku-20-M5-C DIN 319)
32 Sechskantmutter	hexagon nut	ecrou à six pans		0090878.5 (M8 DIN 934)
33 Hutmutter	cap nut	ecrou à chapeau		0090076.5 (M6 DIN 917)
34 Niederhalter	smoother	guide feuille		17.4253.013
35 Halter	holder	support		17.4244.026
36 Zylinderschraube	cylinder screw	vis cylindrique		0088823.5 (M6x20 DIN912)
37 Linsenkopfschraube	screw	vis	T800.1	0095976.5 (M6x10 ULS)
38 Stutzwinkel	holder	support	T800.1	17.4062.05

Pos.4-7 + 9-10	Pos.4-7 + 9-10	Pos.4-7 + 9-10	
Leitschiene Kpl.	side guide cpl.	guide lateral cpl.	17.4100.03

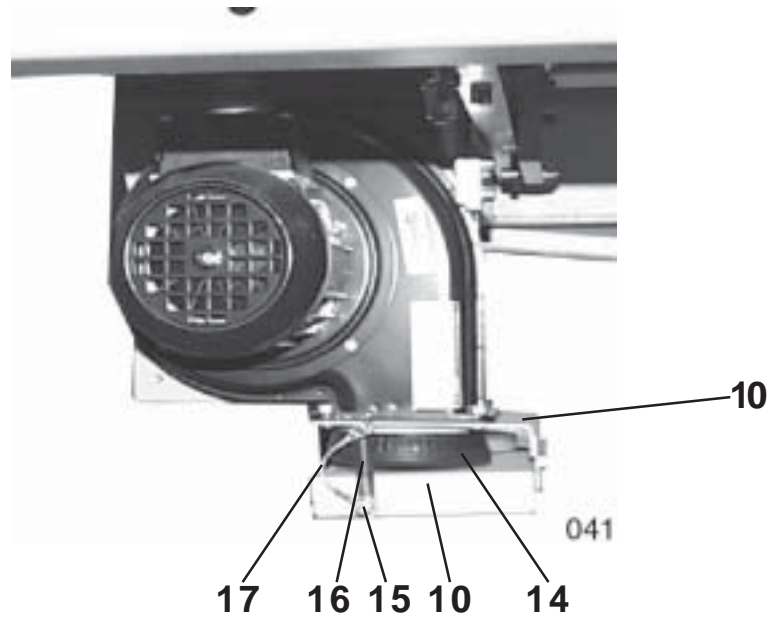
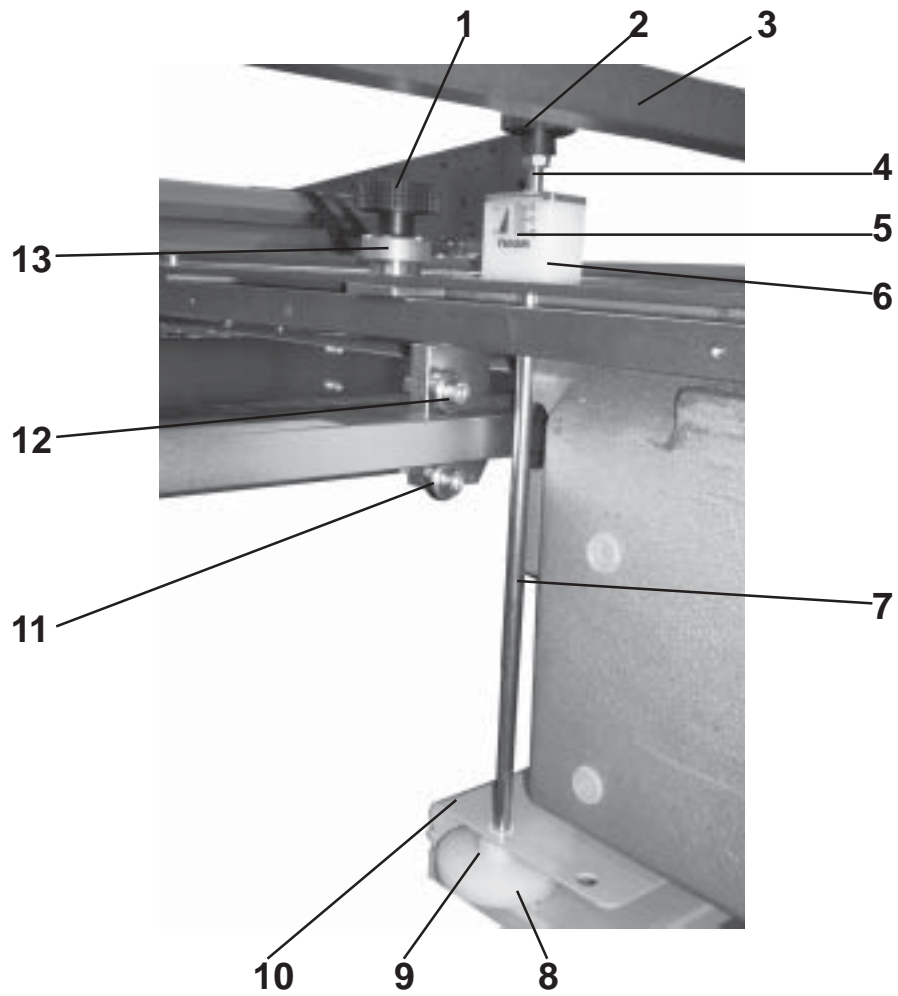
* nur FWI	only parallel unit	seulement groupe I
-----------	--------------------	--------------------




1	Gebläsegehäuse	housing	abri		17.4215.00	
2	Band	tape	courroie		00106929	(PU 20-1 50x2425)
3	Welle	shaft	arbre	T700	17.5221.00	
				T800.1	17.5221.16	
4	Schutzblech	guard	protection	T700	17.4161.05	
				T800.1	17.4161.34	
5	Führungsrolle	bearing part	roulement		0011773	(F 31.643)
6	Halter	holder	support		17.4244.02	
7	Kupplungsstück	coupling part	pièce d'accouplement		5.0.4244.011	
8	Sprengring	circlips	frein		00101402	(SW 55 Seeger)
9	Bandrolle	tape roller	roulette		1.0.4232.340	
10	Kugellager	ball bearing	roulement		00109918	(61806-2RZ DIN625)
11	Distanzring	distance ring	bague de distance		1.0.4228.020	
12	Lagerhülse	shaft	arbre		1.0.4226.320	
13	Distanzring	distance ring	bague de distance		5.0.4228.010	
14	Sicherungsring	circlips	frein		00087312	(30x1,5 DIN471)
15	Zylinderschraube	cylinder screw	vis cylindrique		0088583.5	(M4x10 DIN912)
16	Paßfeder	spring	clavette		5.0.4243.010	
17	Kupplungsklaue	coupling part	pièce d'accouplement		5.0.4227.011	
	Pos.7-17	pos.7-17	pos.7-17		1.0.4200.300	
	Bandrolle Kpl.	tape roller cpl.	poulie cpl.			



1	Sechskantschraube	hexagon screw	vis à six pans	0090407.5	(M6x45 DIN933)
2	Zylinderschraube	cylinder screw	vis cylindrique	0089003.5	(M8x25 DIN912)
3	Halter	holder	support	35.5244.05	
4	Mutter	nut	ecrou	0090878.5	(M8 DIN934)
5	Senkschraube	screw	vis	0092061.5	(M8x35 DIN963)
6	Bandspannrolle	tape roller	poulie	00111781	(F56.202 JNA)
7	Band	tape	courroie	00106055	(20x2600 Ne21)
8	Mutter	nut	ecrou	0090852.5	(M6 DIN934)
9	Sechskantschraube	hexagon screw	vis à six pans	0090415.5	(M6x50 DIN933)
10	Zylinderschraube	cylinder screw	vis cylindrique	0088682.5	(M5x20 DIN912)
11	Kupplungsstück	coupling piece	pièce d'accouplement	3.0.5326.024	
12	Riemenscheibe	pulley	poulie	15.5232.03	
13	Schutzblech	guard	protection	17.4161.04	
14	Rändelschraube	knurled screw	vis moletée	0087890.5	(M6x16 DIN653)
15	Halter	holder	support	1.0.4244.300	
16	Niederhalter	smoother bar	abat feuille	17.4253.05	
17	Schutzblech	guard	protection	T700 17.4161.02 T800.1 17.4161.33	
18	Schutzblech	guard	protection	T700 17.4161.00 T800.1 17.4161.32	
19	Zylinderschraube	cylinder screw	vis cylindrique	0088773.5	(M6x8 DIN912)
20	Zylinderschraube	cylinder screw	vis cylindrique	0088567.5	(M4x6 DIN912)
21	Mutter	nut	ecrou	0090837.5	(M4 DIN934)
22	Blattfeder	flat spring	ressort à feuille	35.4285.00	
	Pos. 3-6	pos. 3-6	pos. 3-6		
	Riemenspanner Kpl.	belt tension lever cpl.	levier de tendeur cpl.	35.5200.35	
	Pos. 10-11	pos. 10-11	pos. 10-11		
	Kupplungsstück	coupling piece	pièce d'accouplement	01.5200.15	
	Pos. 14-16+19-22	pos. 14-16+19-22	pos. 14-16+19-22		
	Niederhalter Kpl.	smoother bar cpl.	abat feuille cpl.	17.4200.05	




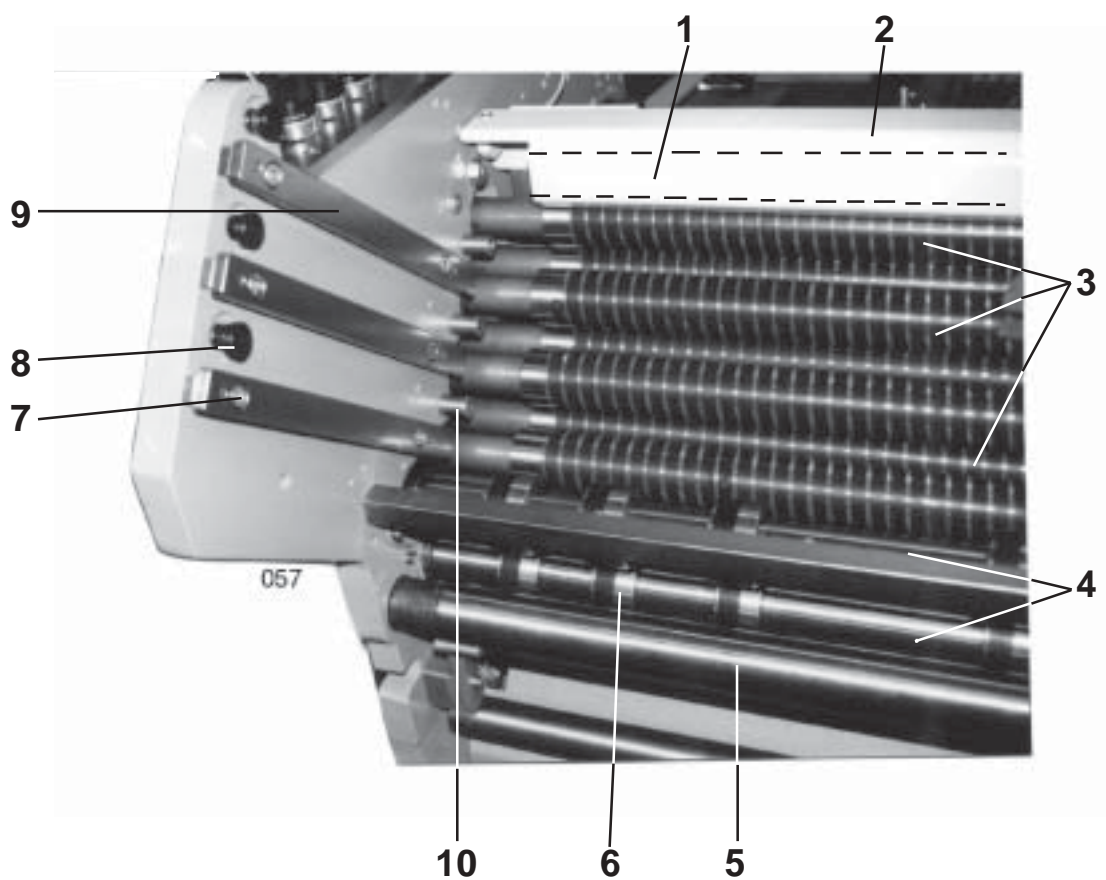
1	Kordelgriff	knurled grip	poignée	00100269	(M6-40 SW GN534)
2	Kordelgriff	knurled grip	poignée	00100268	(M8-32 SW GN534)
3	Traverse	traverse	traverse	T700 17.4141.04 T800.1 17.4141.16	
4	Mutter	nut	ecrou	0090852.5	(M6 DIN934)
5	Schild	shield	etiquette	10.4271.01	
6	Klotz	block	bloc	17.4244.00	
7	Stange	bar	barre	17.4229.01	
8	Bolzen	bolt	axe	17.4225.01	
9	Spannstift	pin	goupille	00093187	(3x20 DIN1481)
10	Gebälseklappe	flap	trappe	17.4262.00	
11	Kugellager	ball bearing	roulement	0019561	(626-2Z DIN625)
12	Zylinderschraube	cylinder screw	vis cylindrique	0088856.5	(M6x30 DIN912)
13	Excentergriff	écenter grip	levier excentrique	1.0.4229.300	
14	Dichtungsprofil	seal	joint	00099812	(461 E130)
15	Zylinderschraube	cylinder screw	vis cylindrique	0088708.5	(M5x25 DIN912)
16	Feder	spring	ressort	00102562	(10/3/1)
17	Drahtseil	wire	câble métallique	10.4200.17	



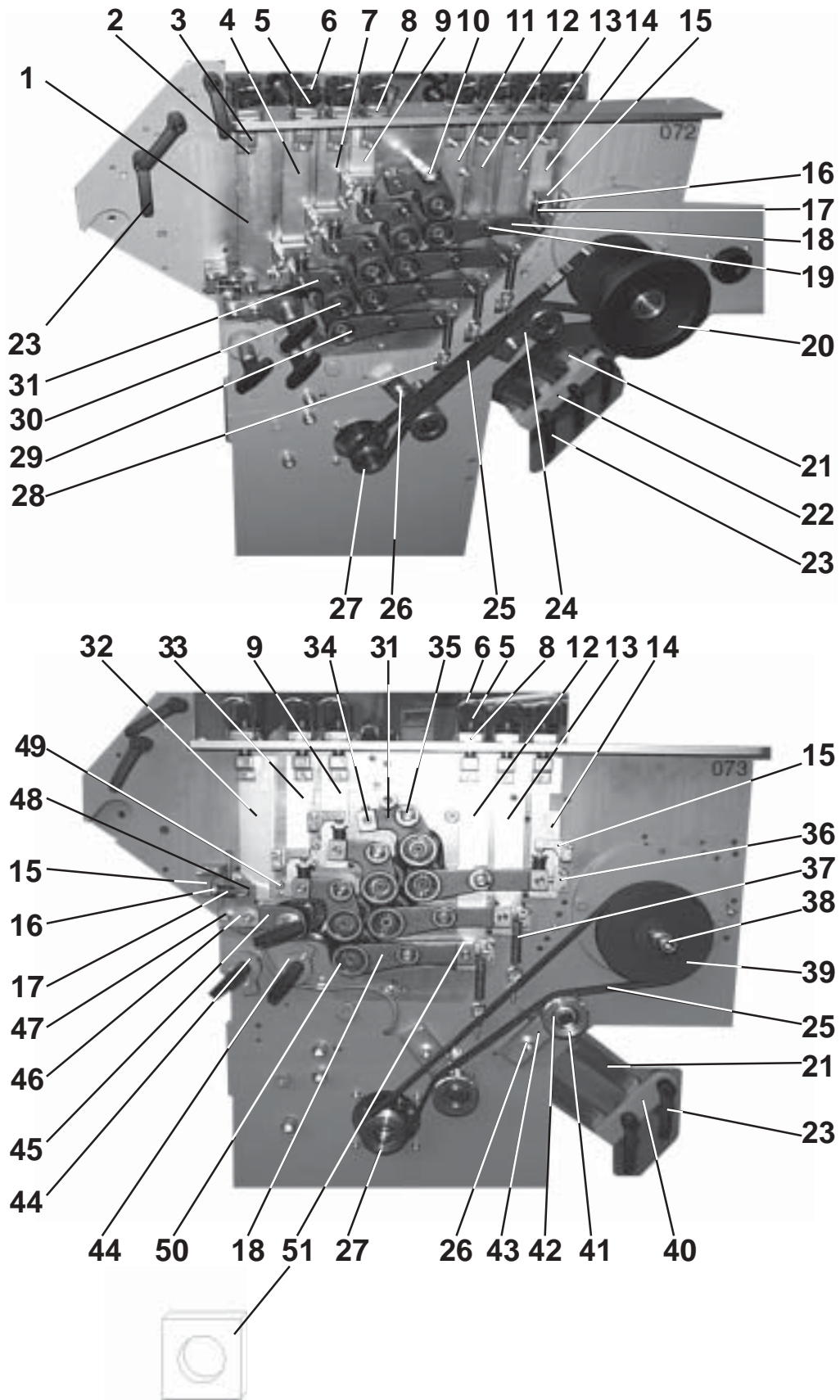
1	Rändelmutter	knurled nut	ecrou moletée	0087148.5	(M6 DIN 467)
2	Rändelschraube	knurled screw	vis moletée	0087916.5	(M6x25 DIN653)
3	Lagerbolzen	bolt	axe	10 340 040	
4	Zylinderschraube	cylinder screw	vis cylindrique	0085795.5	(M4x10 DIN84)
5	Winkel	bar	barre	1.0.4541.300	
6	Zugfeder	spring	ressort	20 480 181	
7	Stellscheibe	adjustment screw	vis de réglage	10 300 042	
8	Band	flat belt	courroie	00106929	(50x2425 PU 20-1)
9	Bandrolle	tape roller	roulette	17.4231.01	
10	Lagerbolzen	bolt	axe	17.4225.04	
11	Tellerfeder	disc spring	ressort de disque	5.0.4283.010	
12	Rolle	roller	roulette	5.0.4231.010	
13	Spannstift	pin	goupille	00093138	(3x8 DIN1481)
14	Sechskantschraube	hexagon screw	vis à six pans	0090233.5	(M5x10 DIN933)
15	Mutter	nut	ecrou	0090910.5	(M12 DIN934)
16	Lagerbolzen	bolt	axe	2.0.4525.010	
17	Abdrückhebel	hoop	fourchette	2.0.4543.011	
18	Lagerbock	bearing block	palier	1.0.4544.300	
19	Druckfeder	spring	ressort	20 480 150	
20	Scheibe	disc	disque	0086132.5	(10,5 DIN125)
21	Sicherungsscheibe	circlips	frein	0094193.5	(GR.7 DIN6799)
22	Zylinderschraube	cylinder screw	vis cylindrique	0088583.5	(M4x10 DIN912)
23	Mutter	nut	ecrou	0092121.5	(M4 DIN985)
24	Lasche	holder	support	17.4264.00	
25	Senkschraube	screw	vis	0095268.5	(M4x20 DIN7991)
26	Achse	bar	barre	T700 17.4121.06 T800.1 17.4121.22	
27	Mutter	nut	ecrou	0086876.5	(M8 DIN439)
28	Mutter	nut	ecrou	0094094.5	(M8 DIN6331)
29	Gewindestange	threaded bar	tige filetée	15.4129.00	
30	Leitschiene	side guide	guide latéral	17.4263.03	
31	Niederhalter	smoother	guide feuille	17.4253.00	
32	Kugellager	ball bearing	roulement	00109686	(6003-2Z DIN625)
33	Kugellager	ball bearing	roulement	00109652	(6002-2Z DIN625)
34	Hülse	tube	tube	17.4226.01	
35	Sicherungsring	circlips	frein	00087452	(32x1,2 DIN472)
36	Gewindestift	screw	vis	0089540.5	(M5x8 DIN913)

Pos. 1-7 + 16-21 pos. 1-7 + 16-21 pos. 1-7 + 16-21
Doppelbogensperre Kpl. double sheet control cpl. arrêt double-feuille cpl. 1.0.4500.300

Pos. 9-12 + 33-36 pos. 9-12 + 33-36 pos. 9-12 + 33-36
Bandrolle Kpl. tape roller cpl. tube de cordon cpl. 17.4200.15



1(*)Putzwalze	cleaning roller	rouleau-nettoyeur	T700 5.6.5300.100 T800.1 17.5300.118	
2(*)Schutzblech	guard	protection	T700 17.5164.03 T800.1 17.5164.09	
3(***)Falzwalze	fold roller	cylindre	T700 17.5300.04 T800.1 17.5300.106	
4(***)Messerwelle	slitter shaft	abre de coupe	T700 17.5300.00 T800.1 17.5300.108	
5(***)Bandwalze	tape roller	tube de cordon	T700 17.5300.02 T800.1 17.5300.109	
6 Transportrolle	transport roller	roulette de transport	01.5339.00	
7 Passschraube	screw	vis	0096250	(M8x10 H8x60UPS)
8 Excenterhebel	excenter lever	levier excentrique	10.5125.02	
9 Taschenleiste	buckle bar	barre de poches	17.5144.018	
10 (***)Schutzblech	guard	protection	T700 17.5161.00 T800.1 17.5161.18	
11(**)Schutzblech	guard	protection	T700 17.5161.00 T800.1 17.5161.48	
(*) nur FWI	only parallel unit	seulement por groupe I		
(**) nur FWII	only 8 page unit	seulement por groupe II		
(***) auch FWII-T800.1 mit 68cm max. Arbeitsbreite	also 8-page unit T800.1 with 68cm. max. Sheet size	aussi groupe II - T800.1 avec largeur max. 68cm		

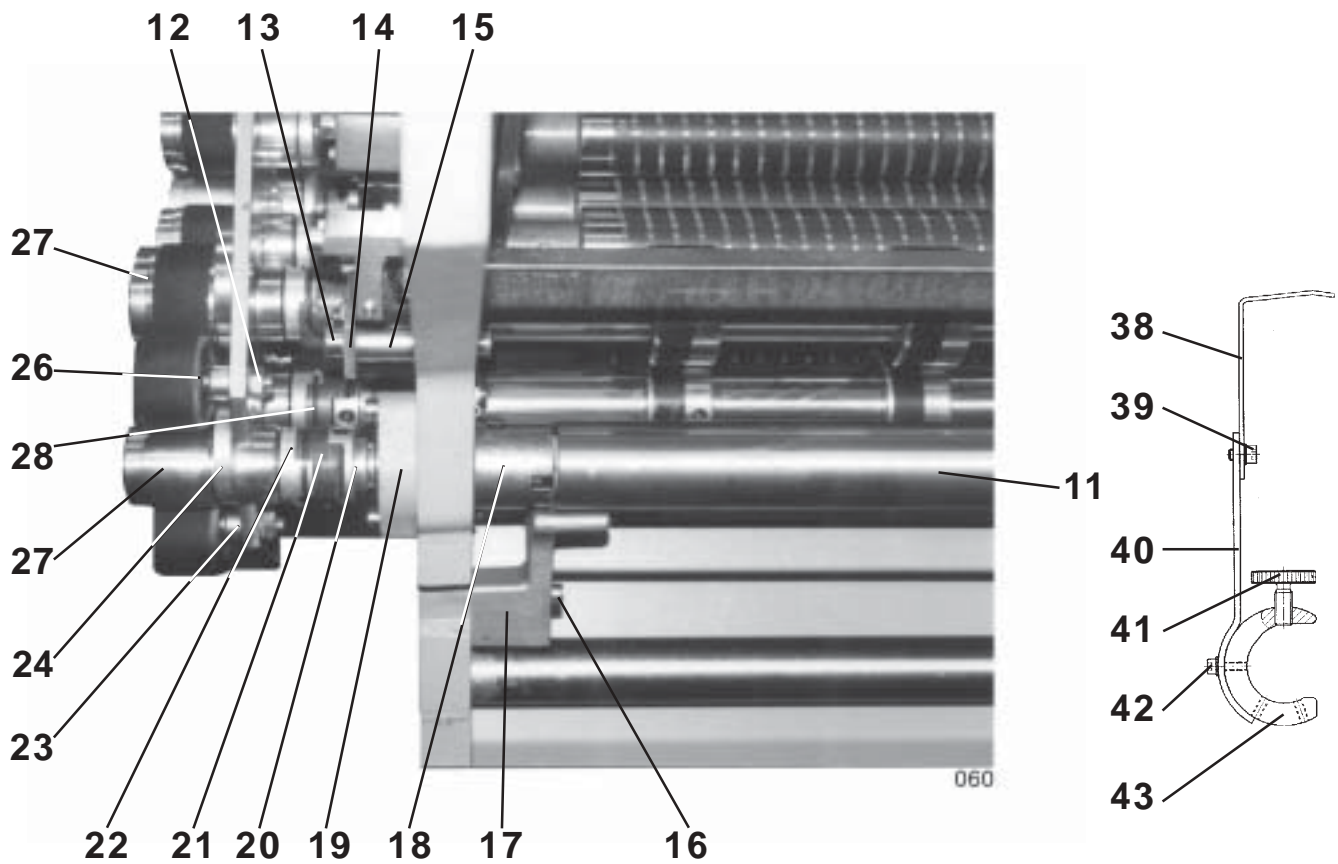
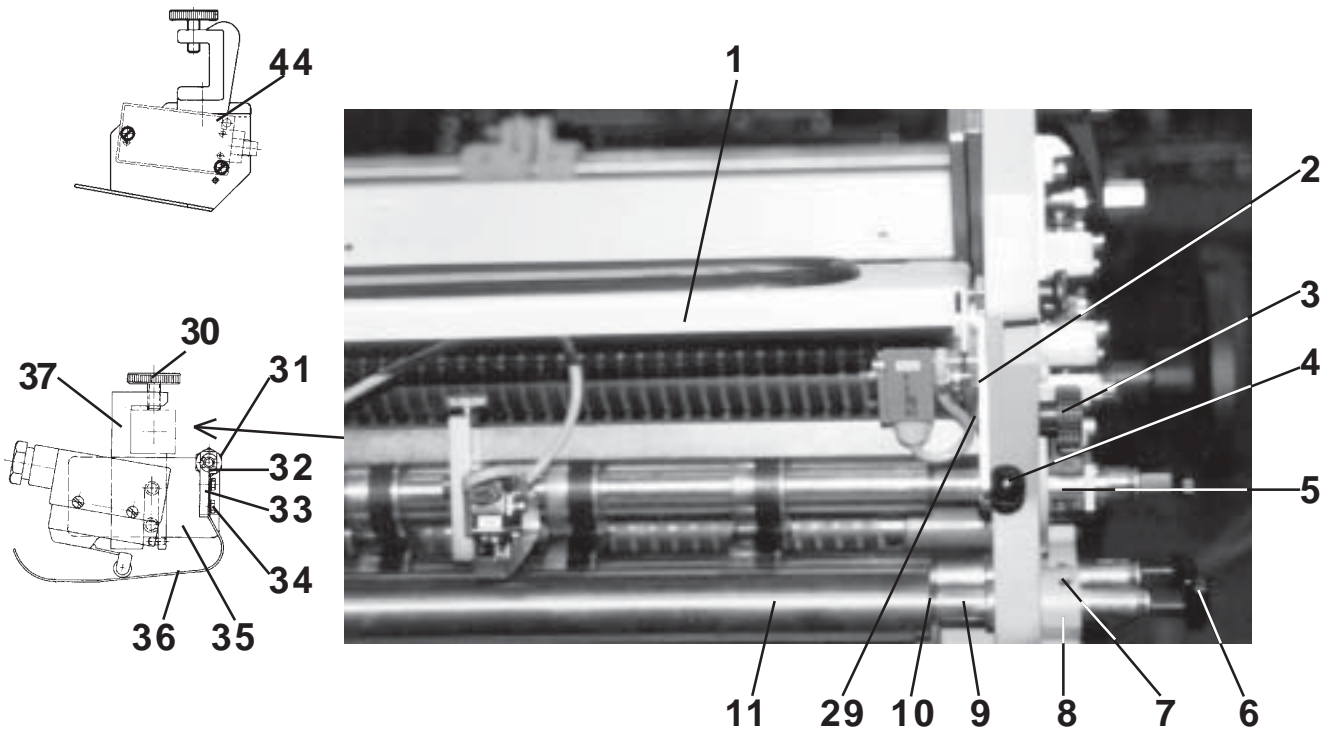


Parallelbr. Fw I und II - 4 + 6 Taschenausf.
Parallelfold and 8 page unit - 4 and 6 buckle plate type
Pli parallèle groupe de pliage I et II - 4 et 6 poches type

T700/T800.1

1750 DEU 2
ENG
FRAN

1	Stellstück (nur 6 Ta)	adjustment piece (only 6 buckles)	pièce de réglage (6 poches)	17.5444.09	
2	Zylinderschraube	cylinder screw	vis cylindrique	0088799.5	(M6x12 DIN912)
3	Stellstück	adjustment piece	pièce de réglage	1.0.5415.300	
4	Stellstück (nur 6 Ta)	adjustment piece (only 6 buckles)	pièce de réglage (6 poches)	17.5444.07	
5	Griff mit Skalenring	grip with scaled ring	poignée cpl.	1.0.5416.320/1.0.5416.330	
6	Abdrückbügel	lever	levier	2.0.5486.010	
7	Stellstück (nur 6 Ta)	adjustment piece (only 6 buckles)	pièce de réglage	17.5444.04	
8	Druckstück	pressure piece	pièce de pression	1.0.5415.320	
9	Stellstück	adjustment piece	pièce de réglage	17.5444.01	
10	Bolzen	bolt	axe	35.5125.00	
11	Stellstück (nur 6 Ta)	adjustment piece (only 6 buckles)	pièce de réglage (6 poches)	17.5444.08	
12(*)	Stellstück	adjustment piece	pièce de réglage	17.5444.06	
13	Stellstück	adjustment piece	pièce de réglage	17.5444.03	
14	Stellstück	adjustment piece	pièce de réglage	17.5444.00	
15	Halter	holder	support	1.0.5415.310	
16	Bolzen	bolt	axe	5.0.5325.061	
17	Druckfeder	spring	ressort	50 480 080	
18	Walzenhebel	bearing lever	levier	17.5311.01	
19	KI-Sicherung	circlips	frein	00101592	(12 SXN 09 - R)
20	Handrad	handwheel	volant	00111908	(GN 321 G-160-K16-A)
21	Taschenleiste	buckle bar	barre de poches	17.5100.207	
22	Klemmplatte (6Ta)	clamping plate (6 buckles)	tôle de blocage (6 poches)	17.5100.212	
23	Excenterhebel	excenter lever	levier excentrique	10.5125.02	
24	Riemenspanner Kpl.	belt tension lever cpl.	levier de tendeur cpl.	15.5200.26	
25	Poly-V-Riemen (FWI-6Ta)	poly-V-belt (parallel unit-6 buckles)	courroie-poly-V (groupe I-6 poches)	00107618	(470 J8-1194 LW)
	Poly-V-Riemen (FWII-6Ta)	poly-V-belt (8 page unit-6 buckles)	courroie-poly-V (groupe II-6 poches)	00107681	(480 J8-1222 LW)
	Poly-V-Riemen (FWI-4Ta)	poly-V-belt (parallel unit-4 buckles)	courroie-poly-V (groupe I-4 poches)	00107600	(415 J8-1054 LW)
	Poly-V-Riemen (FWII-4Ta)	poly-V-belt (8 page unit-4 buckles)	courroie-poly-V (groupe II-4 poches)	00107848	(430 J8-1092 LW)
26	Zylinderschraube	cylinder screw	vis cylindrique	0089011.5	(M8x30 DIN912)
27	Keilrillenscheibe	pulley	poulie	1.0.5233.011	
28	Halter	holder	support	1.0.5443.300	
29	Sicherungsring	ring	frein	00087452	(32x1,2 DIN472)
30	Kugellager	ball bearing	roulement	00109678	(6002 - 2RS)
31	Walzenhebel	bearing lever	levier	17.5311.00	
32	Stellstück (nur 4 Ta)	adjustment piece (only 4 buckles)	pièce de réglage (4 poches)	17.5444.10	
33	Stellstück (nur 4 Ta)	adjustment piece (only 4 buckles)	pièce de réglage (4 poches)	17.5444.05	
34	Bolzen	bolt	axe	1.0.5325.050	
35	Bolzen	bolt	axe	1.0.5325.360	
36	Halter	holder	support	1.0.5444.310	
37	Feder	spring	ressort	00102699	(Z-130M)
38	Welle T700	shaft T700	arbre T700		
	- FWI	- parallel unit	- ière groupe	17.5221.00	
	- FWII (FWII-T800.1-68cm)	- 8 page unit (unit II-T800.1-68cm)	- ième groupe (groupe II-T800.1-68cm)	17.5221.02	
	Welle T800.1	shaft T800.1	arbre T800.1		
	- FWI	- parallel unit	- ière groupe	17.5221.16	
	- FWII (78cm)	- 8 page unit (78cm)	- ième groupe (78cm)	17.5221.17	
39	Keilrillenscheibe	pulley	poulie	1.0.5233.020	
40	Klemmplatte (4Ta)	clamping plate (4 buckles)	tôle de blocage (4 poches)	17.5100.211	
41	Rolle	roller	roulette	1.0.5232.380	
42	Banspannrollenlager	bearing	roulement	00111799	(F80-491)
43	Riemenspanner	belt tension lever	levier de tendeur	3.0.6243.100	
44	Steckachse Kpl.	bearing plug cpl.	axe avec bride cpl.	10.5300.06	
45	Lagerhebel Kpl.	bearing lever cpl.	levier cpl.	15.5300.14	
46	Halteplatte	holder	support	10.6344.01	
47	Zylinderschraube	cylinder screw	vis cylindrique	0089045.5	(M8x40 DIN912)
48	Bolzen	bolt	axe	1.0.5325.011	
49	Lasche	holder	support	1.0.5444.300	
50	Tellerfeder	disc spring	ressort de disque	00103317	(6002 geschlitzt)
51	Gleitstein	gliding piece	pièce de glissière	1.0.5326.020	

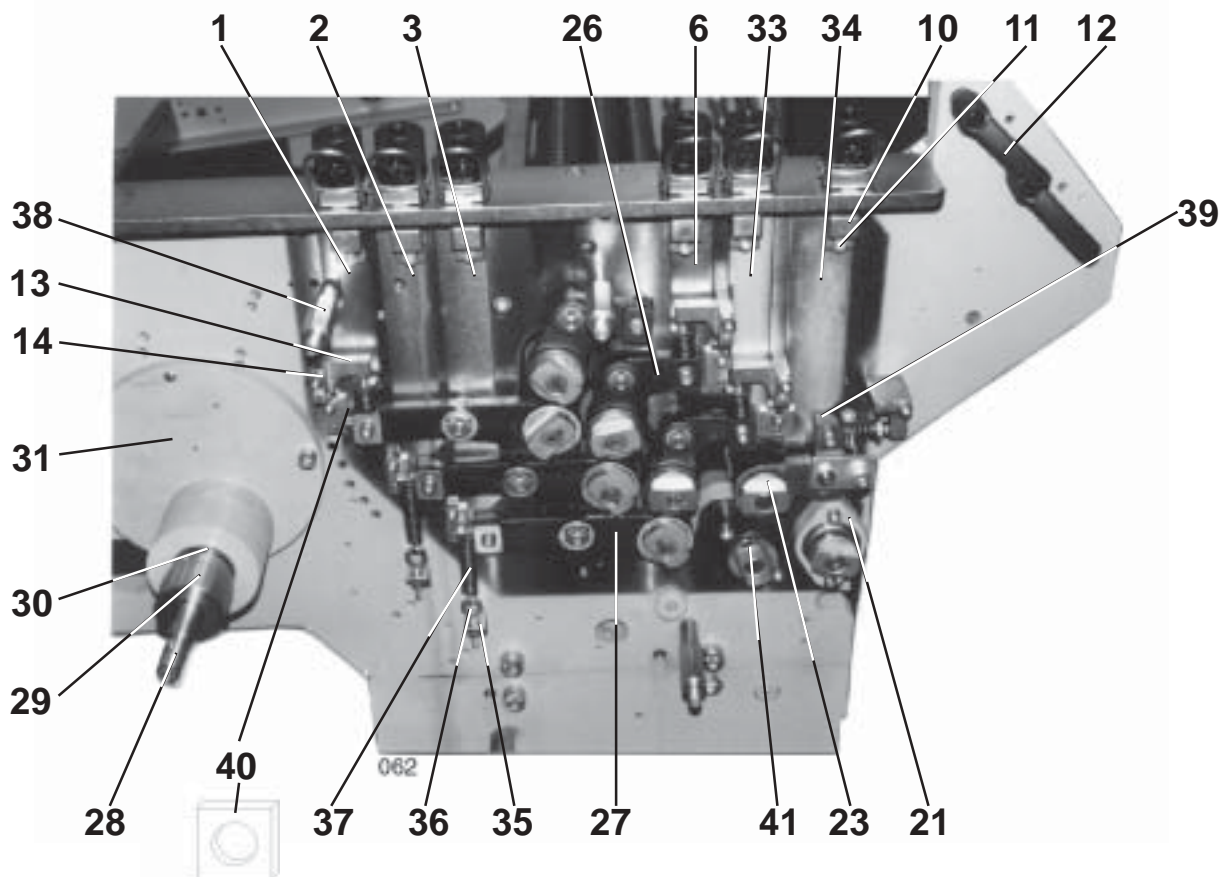
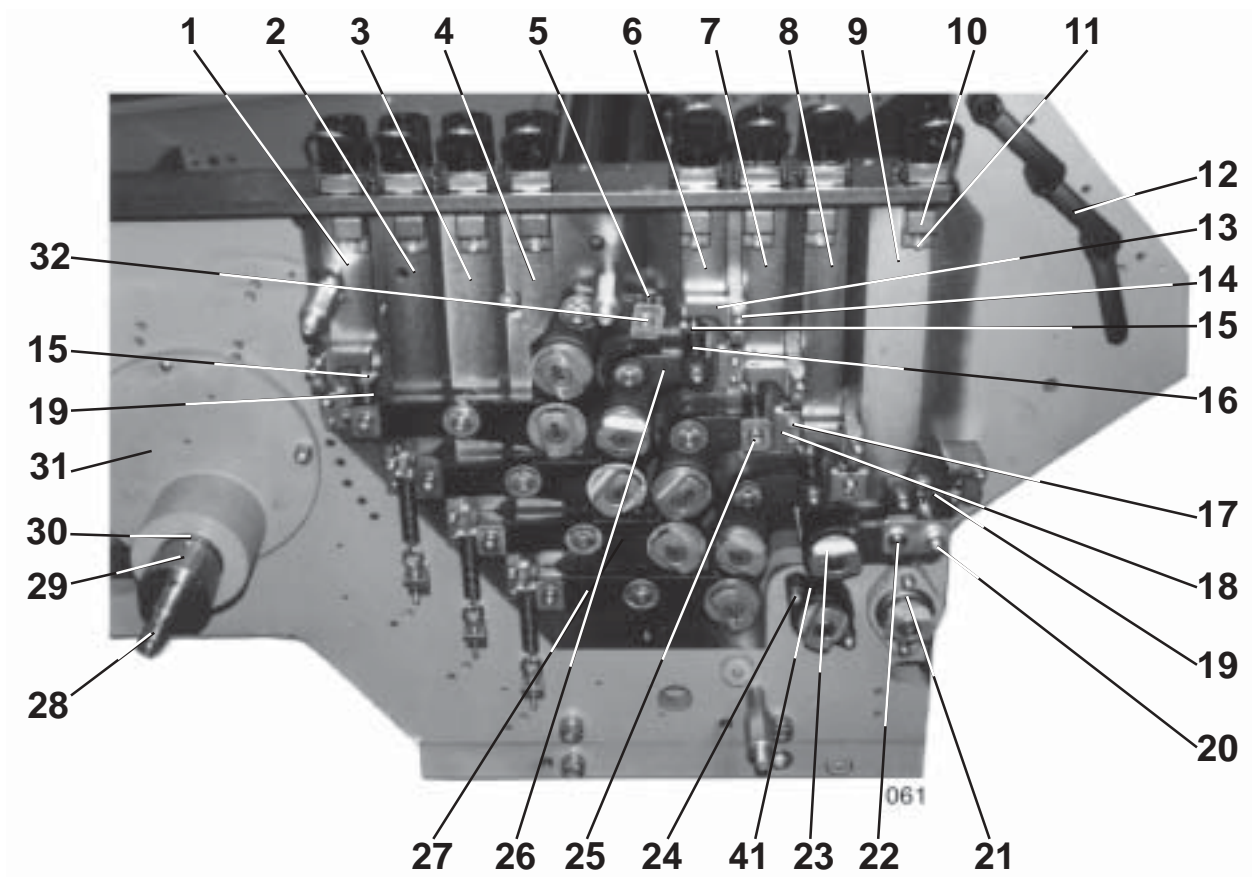


1(*) Klappe	flap	trappe	T700 17.5761.32	
			T800.1 17.5761.76	
2 Stellstück	adjustment piece	pièce de réglage	17.5764.06	
3 Kordelgriff	knurled grip	ecrou moletée	00100268	(GN 534-32-M6 SW)
4 Kugelknopf	ballknop	bouton	0086514	(KU-25-M6 DIN319)
5 Distanz	distance	distance	10.5328.00	
6 Griff-T	grip	poignée	00100260	(GN 536-55-M8)
7 Stellschraube	adjustment screw	vis de réglage	50 370 040	
8 Lagerbuchse	bearing bush	douille de palier	5.0.5312.102	
9 Steckachse	bearing plug	axe avec bride	5.0.5325.050	
10 Sicherungsring	circlips	frein	00087247	(20x1,2 DIN471)
11(*)Messerwelle	slitter shaft	abre de coupe	T700 17.5300.00	
			T800.1 17.5300.108	
12 Mutter	nut	ecrou moletée	0090878.5	(M8 DIN934)
13 Zylinderschraube	cylinder screw	vis cylindrique	0089045.5	(M8x40 DIN912)
14 Halteplatte	holder	support	10.6344.01	
15 Distanz	distance	distance	10.5328.00	
16 Zylinderschraube	cylinder screw	vis cylindrique	0088898.5	(M6x50 DIN912)
17 Halter	holder	support	5.0.5111.010	
18 Welle	shaft	arbre	5.0.5325.071	
19 Flansch	flange	bride	10.5211.03	
20 Kupplungsstück	coupling piece	pièce d'accouplement	3.0.5326.030	
21 Kupplung	coupling	accouplement	3.0.5226.010	
22 Kupplung	coupling	accouplement	35:5226:03	
23 Distanzring	distance ring	bague de distance	10.3228.10	
24 Lagerflansch	bearing block	bride	35.5227.10	
25 Riemenscheibe	pulley	poulie	17.5232.20	
26 Bandspannrolle	tape roller	poulie	00111781	(F56.202)
27 Kupplung Kpl.	coupling cpl.	accouplement cpl.	17.5200.121	
28 Federring	circlips	frein	3.0.5283.010	
29 Flachrundschrabe	screw	vis	0087640.5	(M6x40 DIN 603)
30 Rändelschraube	knurled screw	vis moletée	0087874.5	(M6x12 DIN653)
31 Lagerbolzen	bolt	axe	20 340 130	
32 Sicherungsscheibe	circlips	frein	0094185.5	(4 DIN6799)
33 Lagerstück	bearing block	bride	4.0.5544.110	
34 Senkschraube	screw	vis	0091629.5	(M3x8 DIN963)
35 Halter	holder	support	01.5544.01	
36 Schaltzunge	bracket	levier de interrupteur	4.0.5585.060	
37 Halter	holder	support	01.5544.00	
38 Abstreifer	stripper	abat feuille	17.5544.00	
39 Zylinderschraube	cylinder screw	vis cylindrique	0088633.5	(M5x8 DIN912)
40 Halter	holder	support	10.5544.06	
41 Rändelschraube	knurled screw	vis moletée	0087940.5	(M8x20 DIN653)
42 Zylinderschraube	cylinder screw	vis cylindrique	0088575.5	(M4x10 DIN912)
43 Halter	holder	support	10.5528.01	
44 Halter Kpl. FW I	holder cpl. unit I	support cpl. groupe I	15.1200.00	
Pos.6-10	Pos.6-10	Pos.6-10		
Steckachse Kpl.	bearing plug	axe avec bride	10.5300.06	
Pos.18-20	Pos.18-20	Pos.18-20		
Lagerflansch Kpl.	bearing flange cpl.	bride cpl.	17.5300.19	
Pos.22-24-25	Pos.22-24-25	Pos.22-24-25		
Kupplung Kpl.	coupling cpl.	accouplement cpl.	17.5200.122	
Pos.30-36 FW II	Pos.30-36 unit II	Pos.30-36 groupe II		
Schalter n.d. PR.BR.	jam detector cpl.	sécurité d'anti-bourrage	01.5500.08	
Pos.38-43	Pos.38-43	Pos.38-43		
Abstreifer Kpl.	stripper cpl.	abat feuille cpl.	17.5500.03	

(*) auch FWII-T800.1
 mit 68cm max.
 Arbeitsbreite

also 8-page unit
 T800.1 with 68cm.
 max. Sheet size

aussi groupe II - T800.1
 avec largeur max. 68cm



1	Stellstück	adjustment piece	pièce de réglage	17.5444.00	
2	Stellstück	adjustment piece	pièce de réglage	17.5444.03	
3	Stellstück	adjustment piece	pièce de réglage	17.5444.06	
4(*)	Stellstück (nur 6Ta)	adjustment piece (only 6 buckles)	pièce de réglage (seulement 6 poches)	17.5444.08	
5	Zylinderschraube	cylinder screw	vis cylindrique	0088666.5	(M5x16 DIN912)
6	Stellstück	adjustment piece	pièce de réglage	17.5444.01	
7(*)	Stellstück (nur 6Ta)	adjustment piece (only 6 buckles)	pièce de réglage (seulement 6 poches)	17.5444.04	
8(*)	Stellstück	adjustment piece	pièce de réglage	17.5444.07	
9(*)	Stellstück	adjustment piece	pièce de réglage	17.5444.09	
10	Stellstück	adjustment piece	pièce de réglage	1.0.5415.300	
11	Zylinderschraube	cylinder screw	vis cylindrique	0088799.5	(M6x12 DIN912)
12	Excenterhebel	excenter lever	levier excentrique	10.5125.02	
13	Halter	holder	support	1.0.5415.310	
14	Zylinderschraube	cylinder screw	vis cylindrique	0088880.5	(M6x45 DIN912)
15	Bolzen	bolt	axe	5.0.5325.061	
16	Feder	spring	ressort	00102913	(D252 A-02)
17	Zylinderschraube	cylinder screw	vis cylindrique	0088823.5	(M6x20 DIN912)
18	Halter	holder	support	1.0.5444.310	
19	Druckfeder	spring	ressort	50 480 080	
20	Zylinderschraube	cylinder screw	vis cylindrique	0089045.5	(M8x40 DIN912)
21	Lagerflansch Kpl.	bearing block cpl.	bride cpl.	17.5300.19	
22	Gewindestift	screw	vis	0089698.5	(M8x12 DIN913)
23	Lagerhebel Kpl.	bearing lever cpl.	levier cpl.	35.5300.42	
24	Zylinderschraube	cylinder screw	vis cylindrique	0088856.5	(M6x30 DIN912)
25	Bolzen	bolt	axe	1.0.5325.011	
26	Walzenhebel	bearing lever	levier	17.5311.00	
27	Walzenhebel	bearing lever	levier	17.5311.01	
28	Welle	shaft	arbre	17.5221.05	
29	Riemenscheibe	pulley	poulie	15.5232.08	
30	Kugellager	ball bearing	roulement	00109728	(6004-2Z DIN625)
31	Lagerflansch FWI	bearing block parallel unit	bride groupe I	17.5227.01	
	Lagerflansch FWII	bearing block 8 page unit	bride groupe II	17.5227.11	
32	Bolzen	bolt	axe	1.0.5325.050	
33(**)	Stellstück	adjustment piece	pièce de réglage	17.5444.05	
34(**)	Stellstück	adjustment piece	pièce de réglage	17.5444.10	
35	Halter	holder	support	1.0.5443.300	
36	Ringschraube	ring screw	vis de gague	0101428.5	(M5x30 Berrang)
37	Feder	spring	ressort	00102699	(Z-130M)
38	Gewindebolzen	threaded bolt	distance d'axe	35.5125.01	
39	Walzenhebel	bearing lever	levier	1.0.5312.310	
40	Gleitstein	gliding piece	pièce glissière	1.0.5326.020	
41	Lagerflansch	bearing block	bride	35.5300.45	

(*) nur FWI only parallel unit

(**) nur FWII only 8 page unit

seulement por groupe I

seulement por groupe II

Pos.28-31

Pos.28-31

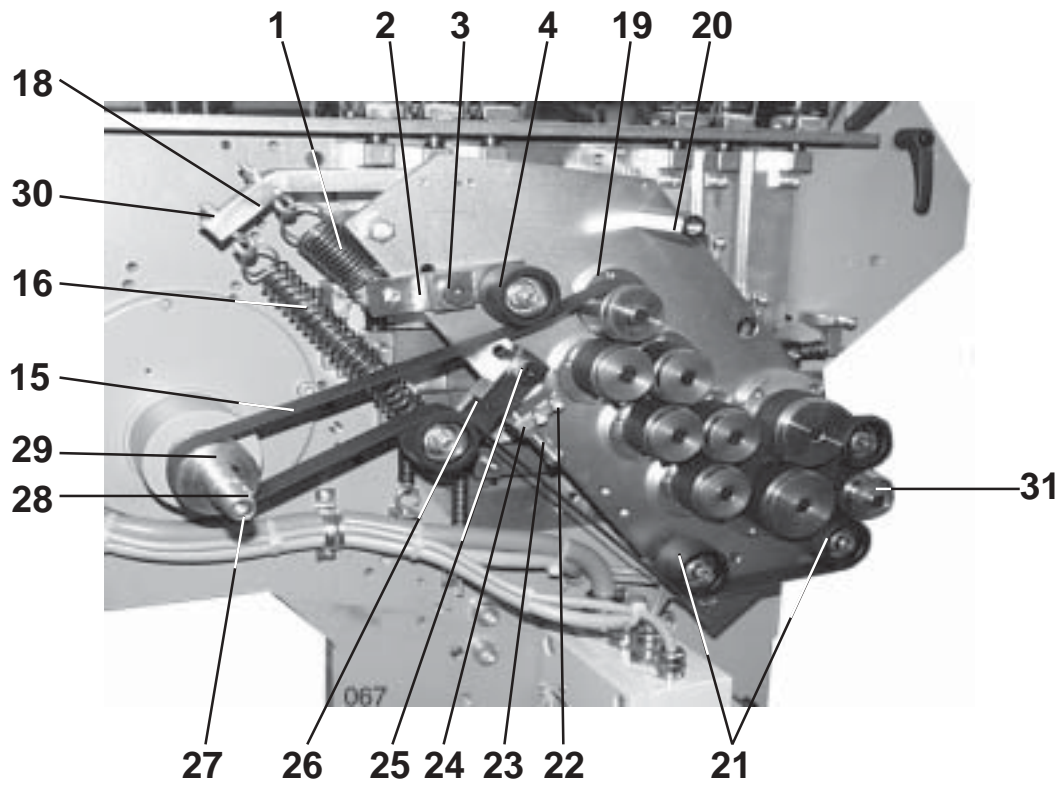
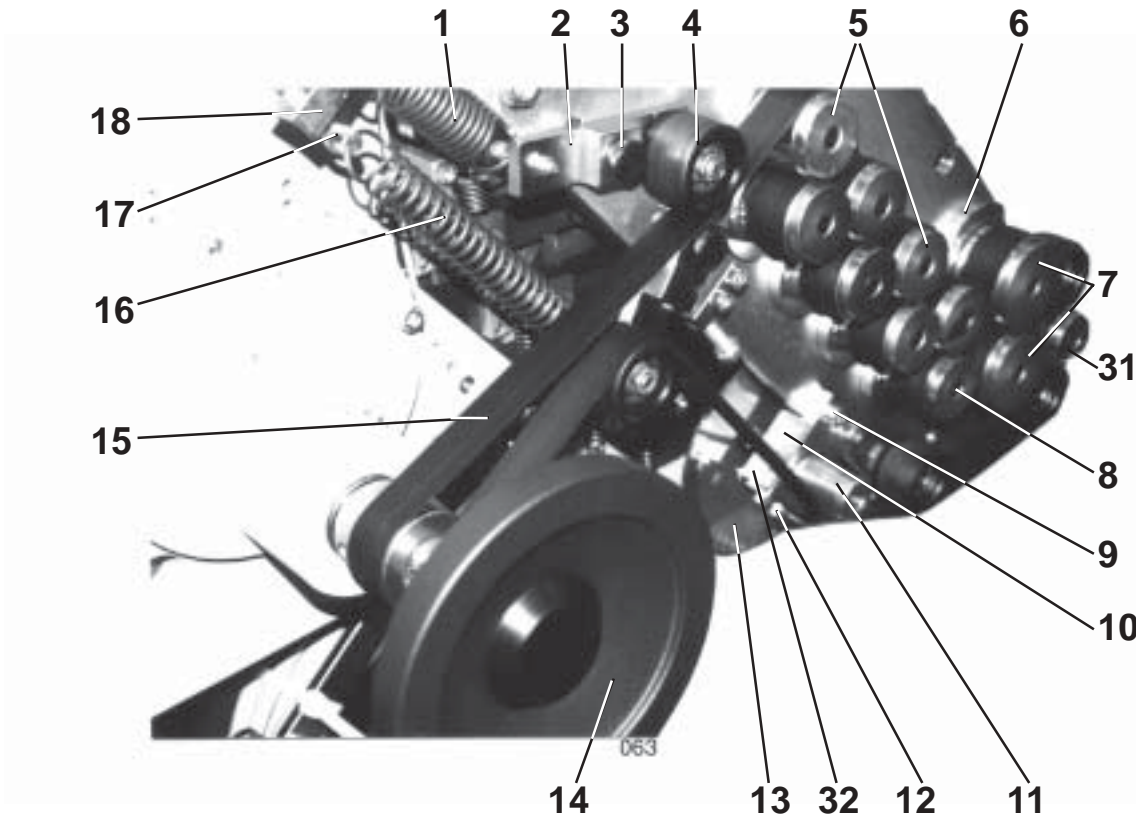
Pos.28-31

Lagerflansch Kpl.FWI bearing block cpl. parallel unit

accouplement cpl. groupe I 17.5200.06


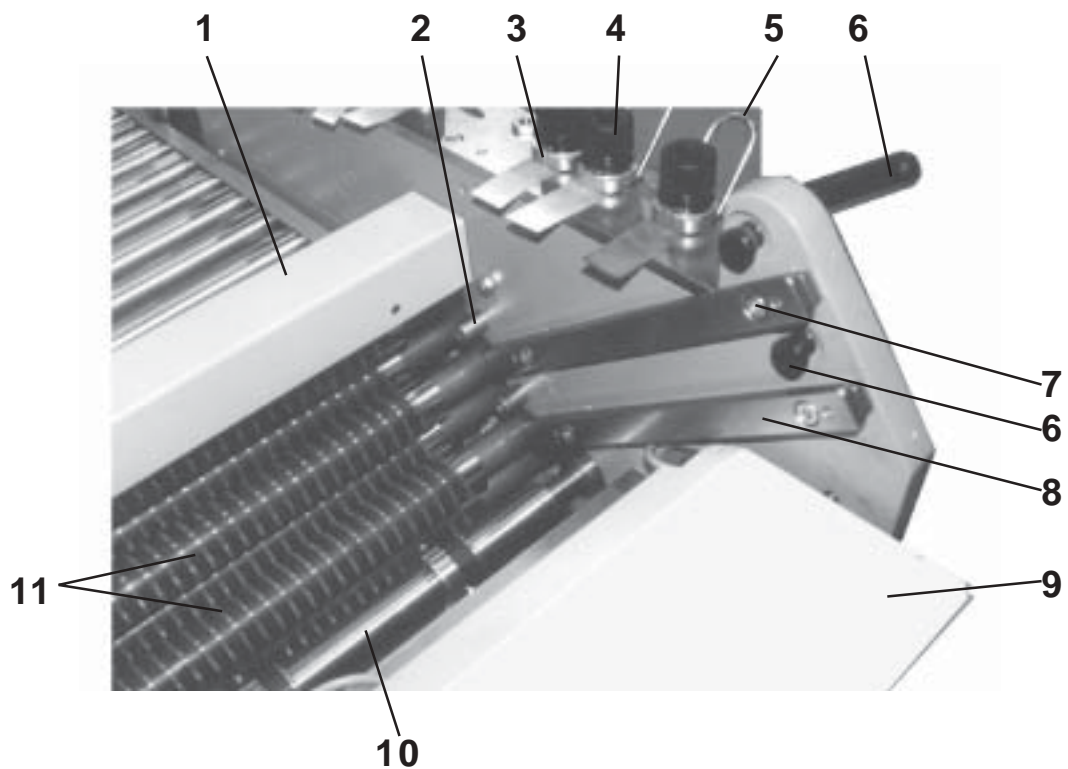
Lagerflansch Kpl.FWII bearing block cpl. 8 page unit

accouplement cpl. groupe II 17.5200.10

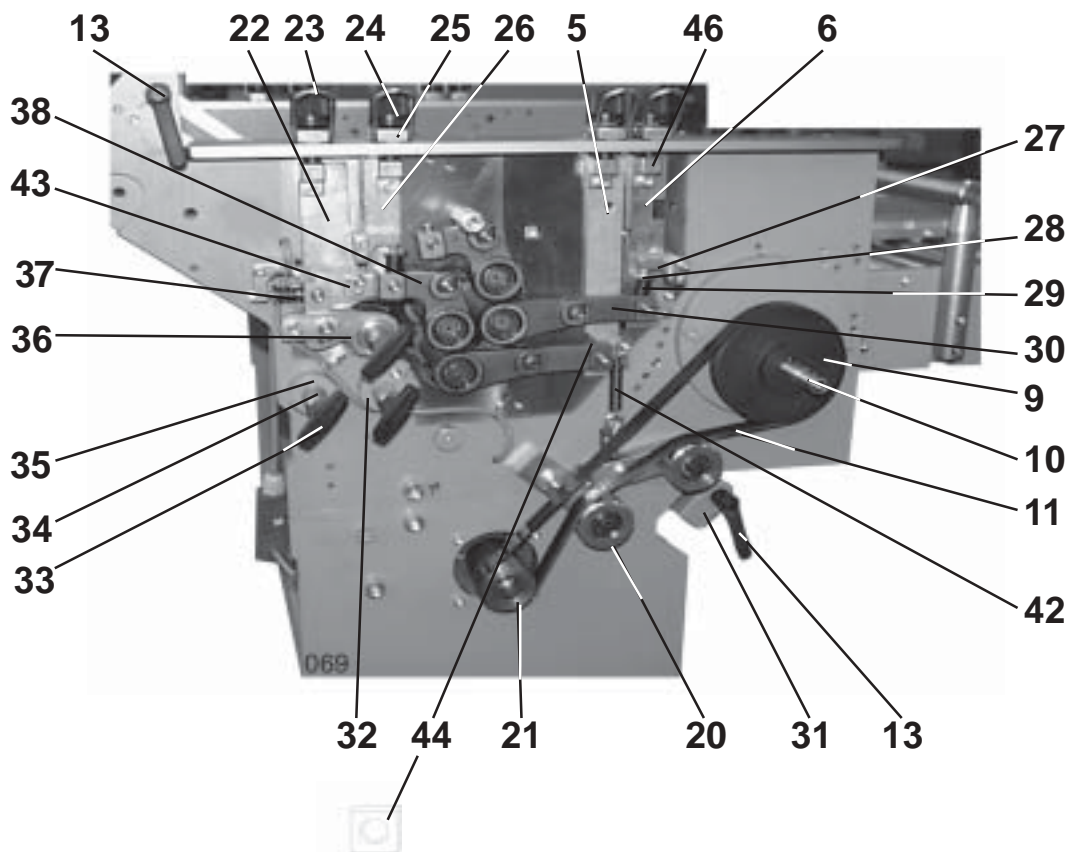
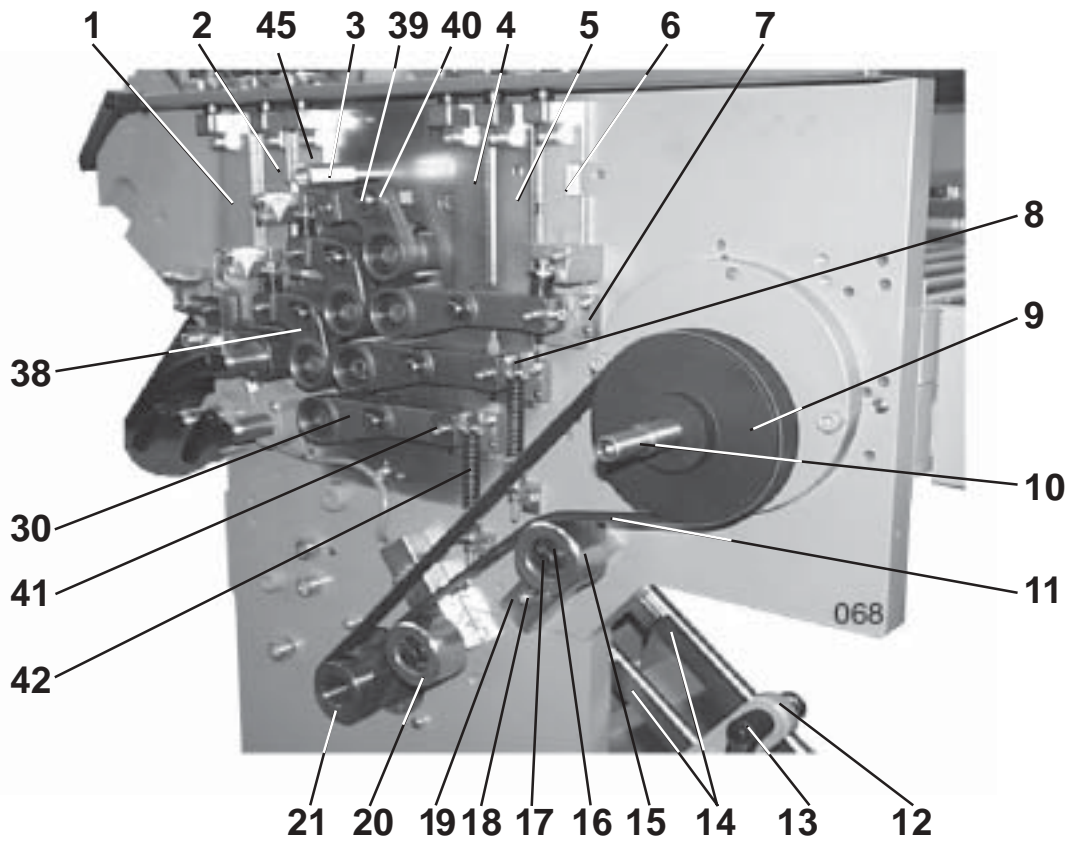


1	Feder	spring	ressort	00102752	(Z 151 I)
2	Hebel	lever	levier	15.5244.03	
3	Paßschraube	screw	vis	00096263	(M10x12H8x20UPS)
4	Bandspannrolle	tape roller	roulement	00111781	(F56.202)
5	Kupplung Kpl.	coupling cpl.	accouplement cpl.	17.5200.120	
6	Lagerflansch	bearing	bride	17.5227.09	
7	Kupplung Kpl.	coupling cpl.	accouplement cpl.	17.5200.121	
8	Wasserpumpenlager	bearing	roulement	00110215	(374.512)
9(*)	Zylinderschraube	cylinder screw	vis cylindrique	0088997.5	(M8x20 DIN912)
10(*)	Halter	holder	support	15.5244.05	
11(*)	Riemenscheibe	pulley	poulie	15.5232.05	
12(*)	Zylinderschraube	cylinder screw	vis cylindrique	0088658.5	(M5x12 DIN912)
13(*)	Zahnscheibe	toothed belt	courroie dentée	10.5236.03	
14	Handrad	handwheel	volant	00111908	(160-K16-A GN321.6)
15	Band (4Ta)	tape (4 buckle)	courroie (4 poches)	00106289	(NE 17 25x2010)
	Band (6Ta)	tape (6 buckle)	courroie (6 poches)	00106291	(NE 17 25x2275)
16	Feder	spring	ressort	00102753	(Z 155 I)
17	Ringschraube	ring screw	vis de gague	0101428.5	(M5x30)
18	Halter	holder	support	15.5253.00	
19	Lagerflansch	bearing block	bride	35.5227.10	
20	Mutter	nut	ecrou	10.5129.01	
21	Bandspannrolle	tape roller	roulement	00111781	(F56.202)
22	Zylinderschraube	cylinder screw	vis cylindrique	0088849.5	(M6x25 DIN912)
23	Sechskantschraube	hexagon screw	vis à six pans	0090555.5	(M8x50 DIn933)
24	Halter	holder	support	15.5244.01	
25	Paßschraube	screw	vis	00096263	(M10x12H8x20 UPS)
26	Lasche	holder	support	15.5244.02	
27	Welle	shaft	arbre	17.5221.05	
28	Paßfeder	key	clavette	00094318	(A5x5x12 DIN6885)
29	Riemenscheibe	pulley	poulie	17.5232.21	
30	Mutter	nut	ecrou	0090845.5	(M5 DIN934)
31	Kupplung Kpl.	coupling cpl.	accouplement cpl.	17.5200.122	
32	Halter	holder	support	15.5244.06	

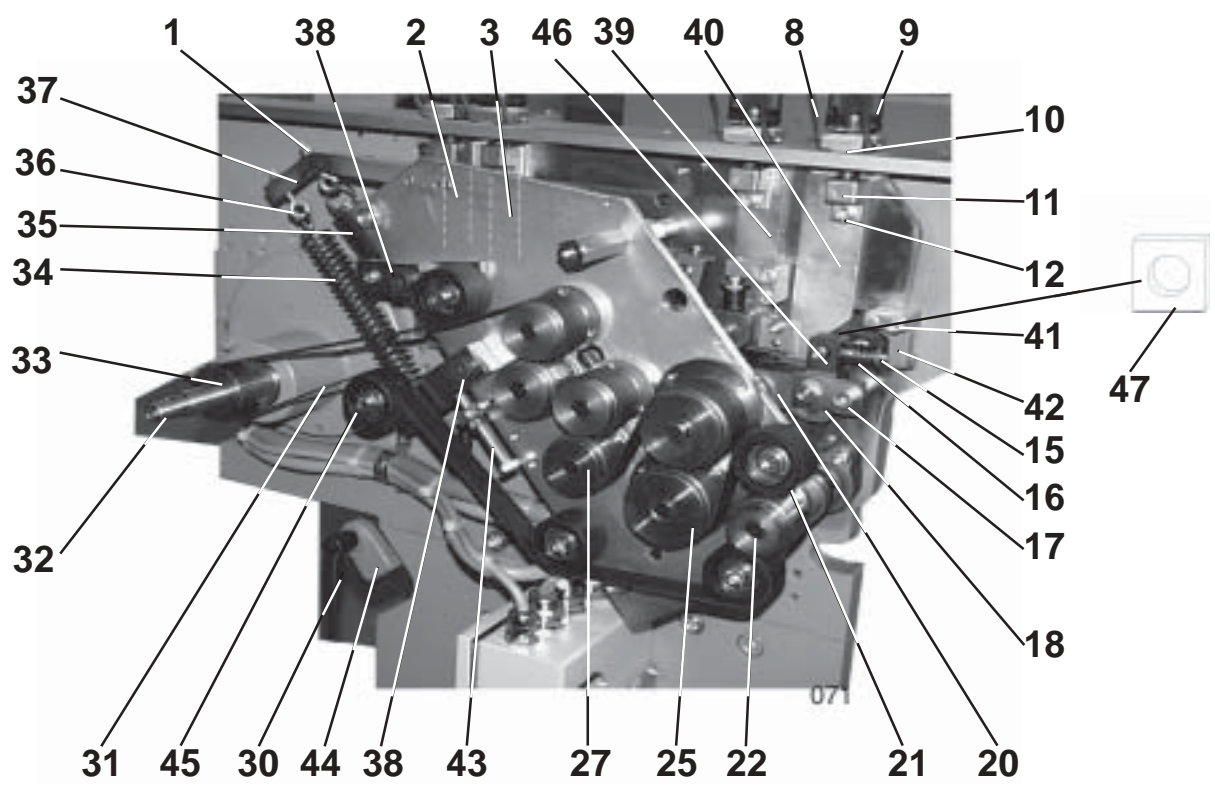
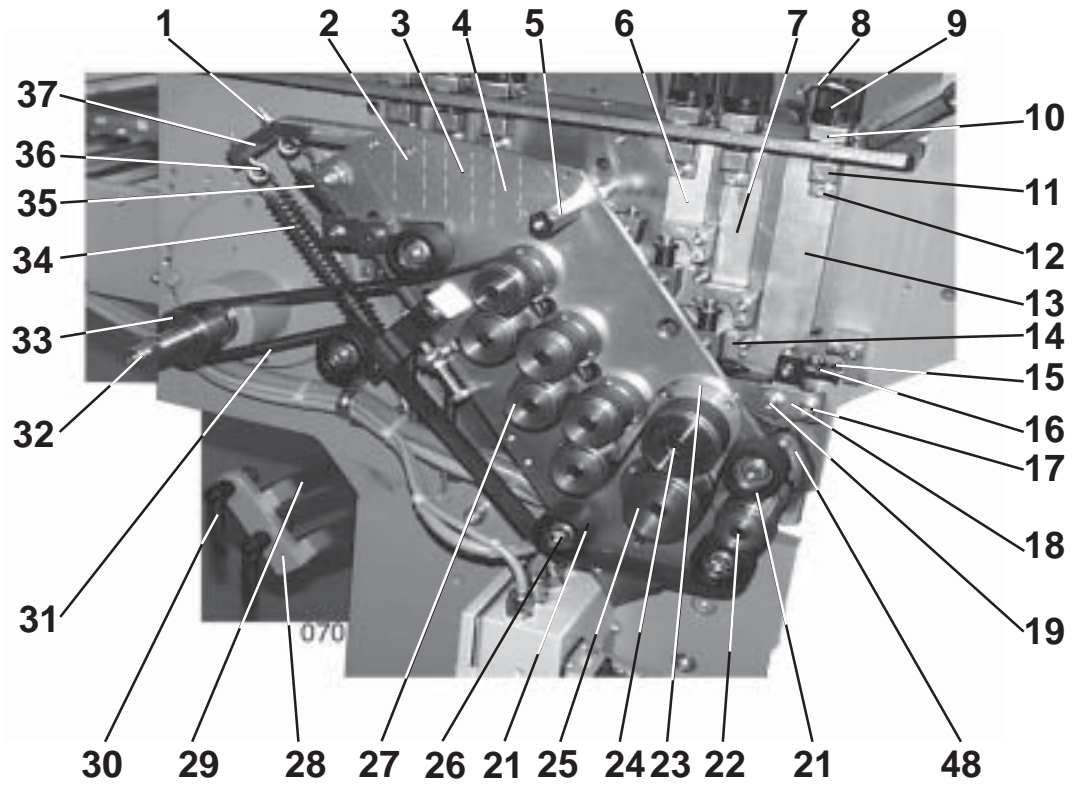
(*) nur FWI only parallel unit seulement por groupe I



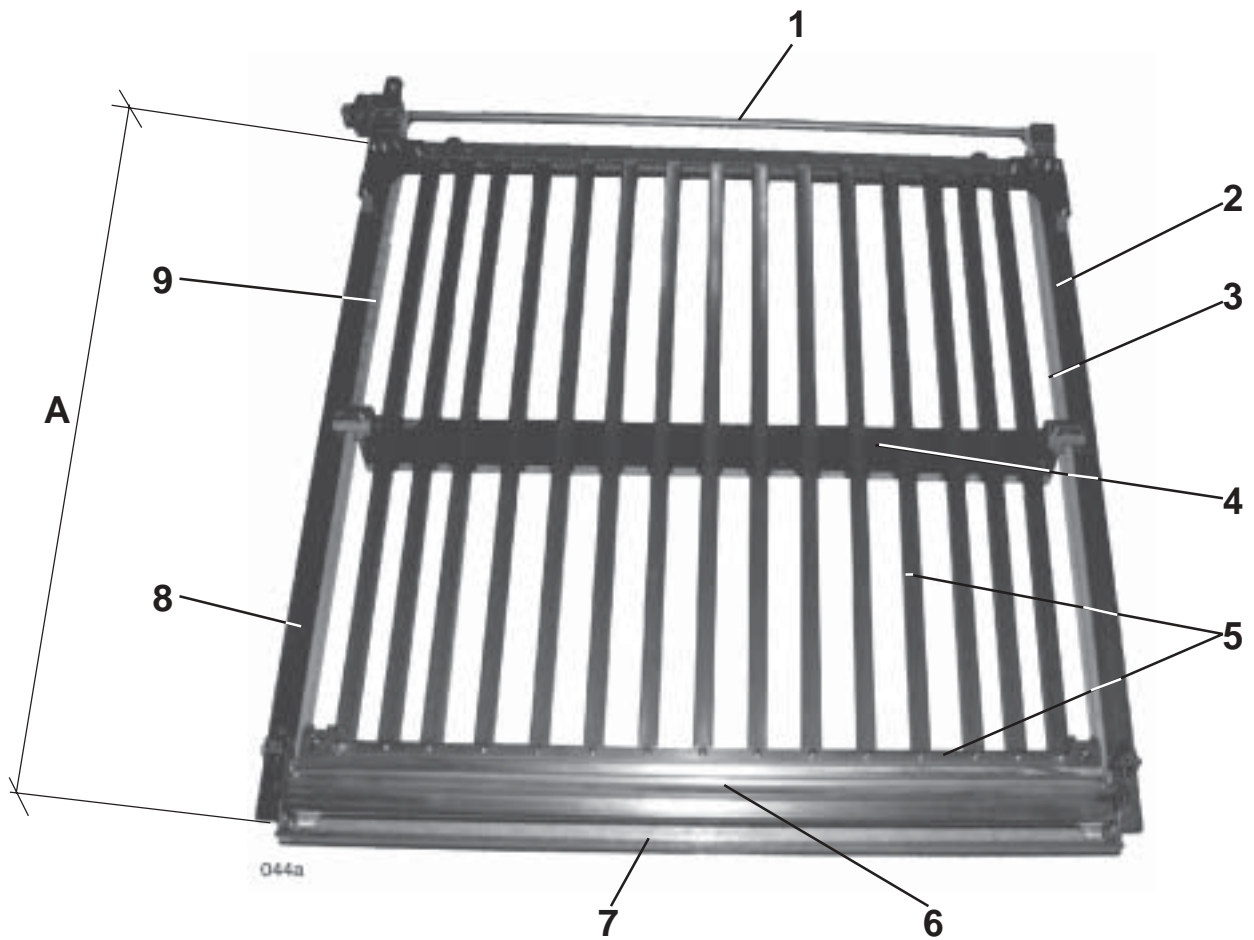
1	Schutzblech	guard	protection	17.5161.02	
2	Bolzen	bolt	axe	17.5329.00	
3	Druckstück	pressure piece	pièce de pression	1.0.5415.320	
4	Griff mit Skalenring	grip with scaled ring	poignée cpl.	1.0.5416.320/1.0.5416.330	
5	Abdruckbügel	hoop	fourchette	2.0.5486.010	
6	Excenterhebel	excenter lever	levier excentrique	10.5125.02	
7	Passschraube	screw	vis	0096250	(M8x10 H8x60UPS)
8	Taschenleiste	buckle bar	barre de poches	10.5144.019	
9	Klappe	flap	trappe	17.5761.33	
10	Messerwelle	slitter shaft	abre de coupe	15.5300.10	
11	Falzwalze	fold roller	cylindre	17.5300.06	
12	Halteplatte	holder	support	10.6344.01	
13	Transportrolle	transport roller	roulette de transport	01.5339.00	
14	Bandwalze	tape roller	courroie	15.5300.12	
15	Halter	holder	support	5.0.5111.010	
16	Welle	shaft	arbre	1.0.5325.091	
17	Kugellager	ball bearing	roulement	00109652	(6002-2Z DIN625)
18	Flansch	flange	bride	1.0.5312.300	
19	Kupplungsstück	coupling piece	pièce d'accouplement	3.0.5326.030	
20	Kupplung	coupling	accouplement	3.0.5226.010	
21	Federring	circlips	frein	3.0.5283.010	
22	Kupplungstück	coupling piece	pièce d'accouplement	35.5226.03	
23	Zylinderschraube	cylinder screw	vis cylindrique	0089045.5	(M8x40 DIN912)
	Pos.16-19 Lagerflansch Kpl.	Pos.16-19 bearing flange cpl.	Pos.16-19 bride cpl.	35.5300.45	



1(*)	Stellstück	adjustment piece	pièce de réglage	17.5444.10	
2(*)	Stellstück	adjustment piece	pièce de réglage	17.5444.05	
3	Bolzen	bolt	axe	35.5125.00	
4(*)	Stellstück	adjustment piece	pièce de réglage	17.5444.06	
5	Stellstück	adjustment piece	pièce de réglage	17.5444.03	
6	Stellstück	adjustment piece	pièce de réglage	17.5444.00	
7	Halter	holder	support	1.0.5444.310	
8	Zylinderschraube	cylinder screw	vis cylindrique	0088682.5	(M5x20 DIN912)
9	Keilrillenscheibe	pulley	poulie	1.0.5233.020	
10	Welle	shaft	arbre	17.5221.04	
11	Poly-V-Riemen (4 Ta)	poly-V-belt (4 buckle)	courroie-poly-V (4 poches)	00107848	(430 J8-1092LW)
	Poly-V-Riemen (2 Ta)	poly-V-belt (2 buckle)	courroie-poly-V (2 poches)	00107565	(380 J8 965LW)
12	Klemmplatte (4Ta)	clamping plate (4 buckle)	tôle de blocage (4 poches)	17.5100.211	
13	Excenterhebel	excenter lever	levier excentrique	10.5125.02	
14	Taschenleiste Kpl.	buckle bar cpl.	barre de poches cpl.	17.5100.207	
15	Rolle	roller	roulette	1.0.5232.380	
16	Banspannrollenlager	bearing	roulement	00111977	(F80-491)
17	Zylinderschraube	cylinder screw	vis cylindrique	0089037.5	(M8x35 DIN912)
18	Zylinderschraube	cylinder screw	vis cylindrique	0089011.5	(M8x30 DIN912)
19	Riemenspanner	belt tension lever	levier de tendeur	3.0.6243.100	
20	Riemenspanner	belt tension lever	levier de tendeur	17.5200.52	
21	Keilrillenscheibe	pulley	poulie	1.0.5233.011	
22(**)	Stellstück	adjustment piece	pièce de réglage	17.5444.11	
23	Abdrückbügel	hoop	fourchette	2.0.5486.010	
24	Griff mit Skalenring	grip with scaled ring	poignée cpl.	1.0.5416.320/1.0.5416.330	
25	Druckstück	pressure piece	pièce de pression	1.0.5415.320	
26(**)	Stellstück	adjustment piece	pièce de réglage	17.5444.02	
27	Halter	holder	support	1.0.5415.310	
28	Bolzen	bolt	axe	5.0.5325.061	
29	Druckfeder	spring	ressort	50 480 080	
30	Walzenhebel	lever	levier	17.5311.01	
31	Klemmplatte (2Ta)	clamping plate (2 buckle)	tôle de blocage (2 poches)	17.5100.210	
32	Steckachse Kpl.	bearing plug cpl.	axe avec bride cpl.	10.5300.06	(GN 563-55-M8)
33	Griff-T	grip	poignée	00100260	
34	Steckachse	bearing plug	axe	5.0.5325.050	
35	Lagerbuchse	bearing bush	douille de palier	5.0.5312.102	
36	Lagerhebel Kpl.	bearing lever cpl.	levier cpl.	15.5300.14	
37	Feder	spring	ressort	50 480 080	
38	Walzenhebel	bearing lever	levier	17.5311.00	
39	Bolzen	bolt	axe	1.0.5325.360	
40	Kl-Sicherung	circlips	frein	00101592	(12 SXN 09-R)
41	Bolzen	bolt	axe	1.0.5325.011	
42	Zugfeder	spring	ressort	00102699	(Z-130 M)
43	Halter	holder	support	1.0.5444.300	
44	Gleitstein	gliding piece	pièce de glissière	1.0.5326.020	
45(*)	Stellstück	adjustment piece	pièce de réglage	17.5444.01	
46	Stellstück	adjustment piece	pièce de réglage	1.0.5415.300	
(*)	nur 4 Taschenausführung	only 4 buckle units	seulement 4 poches		
(**)	nur 2 Taschenausführung	only 2 buckle units	seulement 2 poches		



1	Mutter	nut	ecrou	0090845.5	(M5 DIN934)
2	Stellstück	adjustment piece	pièce de réglage	17.5444.00	
3	Stellstück	adjustment piece	pièce de réglage	17.5444.03	
4(*)	Stellstück	adjustment piece	pièce de réglage	17.5444.06	
5	Mutter	nut	ecrou	10.5129.01	
6(*)	Stellstück	adjustment piece	pièce de réglage	17.5444.01	
7(*)	Stellstück	adjustment piece	pièce de réglage	17.5444.05	
8	Abdrückbügel	hoop	fourchette	2.0.5486.010	
9	Griff mit Skalenring	grip with scaled ring	poignée cpl.	1.0.5416.320/1.0.5416.330	
10	Druckstück	pressure piece	pièce de pression	1.0.5415.320	
11	Stellstück	adjustment piece	pièce de réglage	1.0.5415.300	
12	Zylinderschraube	cylinder screw	vis cylindrique	0088799.5	(M6x12 DIN912)
13(*)	Stellstück	adjustment piece	pièce de réglage	17.5444.10	
14	Lasche	holder	support	1.0.5444.300	
15	Bolzen	bolt	axe	5.0.5325.061	
16	Druckfeder	spring	ressort	50 480 080	
17	Zylinderschraube	cylinder screw	vis cylindrique	0089045.5	(M8x40 DIN912)
18	Halteplatte	holder	support	10.6344.01	
19	Gewindestift	screw	vis	0089698.5	(M8x12 DIN913)
20	Lagerhebel Kpl.	bearing lever cpl.	levier cpl.	35.5300.42	
21	Bandspannrolle	tape roller	roulement	00111781	(F56.202)
22	Kupplung Kpl.	coupling cpl.	accouplement cpl.	17.5200.122	
23	Lagerflansch	bearing block	palier	17.5227.09	
24	Wasserpumpenlager	bearing lever	roulement	00110215	(374.512)
25	Riemenscheibe	pulley	poulie	17.5232.19	
26	Zylinderschraube	cylinder screw	vis cylindrique	0089078.5	(M8x50 DIN912)
27	Kupplung Kpl.	coupling cpl.	accouplement cpl.	17.5200.120	
28	Klemmplatte (4Ta)	clamping plate (4 buckle)	tôle de blocage (4 poches)	17.5100.211	
29	Taschenleiste Kpl.	buckle bar cpl.	barre de poches cpl.	17.5100.208	
30	Excenterhebel	excenter lever	levier excentrique	10.5125.02	
31	Band (4Ta)	tape (4 buckle)	courroie (4 poches)	00106289	(NE 17 25x2010)
	Band (2Ta)	tape (2 buckle)	courroie (2 poches)	00106279	(NE 17 25x1750)
32	Welle	shaft	arbre	17.5232.21	
33	Riemenscheibe	pulley	poulie	17.5232.21	
34	Feder	spring	ressort	00102753	(Z155 I)
35	Feder	spring	ressort	00102752	(Z151 I)
36	Ringschraube	ring screw	vis de gague	0101428.5	(M5x30)
37	Halter	holder	support	15.5253.00	
38(**)	Paßschraube	screw	vis	00096263	(M10x12H8x20 UPS)
39(**)	Stellstück	adjustment piece	pièce de réglage	17.5444.02	
40	Stellstück	adjustment piece	pièce de réglage	17.5444.11	
41	Zylinderschraube	cylinder screw	vis cylindrique	0088880.5	(M6x45 DIN912)
42	Halter	holder	support	1.0.5415.310	
43	Sechskantschraube	hexagon screw	vis à six pans	0090555.5	(M8x50 DIN933)
44	Klemmplatte	clamping plate	tôle de blocage	17.5100.210	
45	Bandspannrolle	tape roller	roulement	00111781	(F56.202)
46	Lagerhebel Kpl.	bearing lever cpl.	levier cpl.	35.5300.42	
47	Gleitstein	gliding piece	pièce de glissère	1.0.5326.020	
48	Lagerflansch Kpl.	bearing block cpl.	bride cpl.	35.5300.45	
(*)	nur 4 Taschen ausführung	only 4 buckle units	seulement groupe de 4 poches		
(**)	nur 2 Taschen ausführung	only 2 buckle units	seulement groupe de 2 poches		
	Pos.23-25 Kupplung Kpl.	Pos.23-25 coupling cpl.	Pos.23-25 accouplement cpl.		17.5200.121

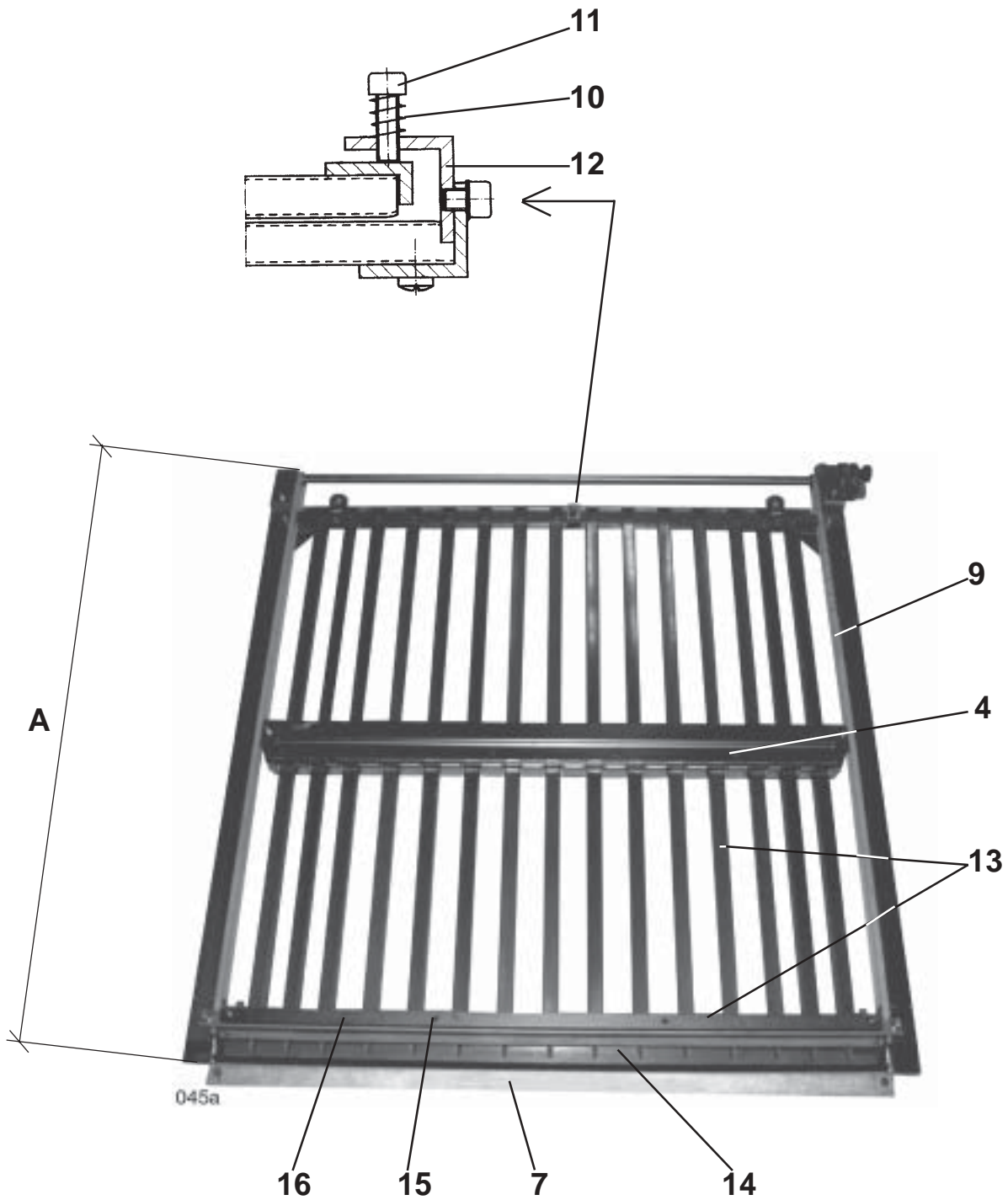


1	Welle	shaft	arbre	T700	17.5621.00
				T800.1	17.5621.15
2	Längsholm	bar	barre	T700/800.1 FWI/unit I/ groupe I	T700/800.1 FW II/ unit II/ groupe II
				No. 1.1 (A=828) - 17.5641.05	No. 2.1 (A=828) - 17.5641.05
				No. 2.1 (A=828) - 17.5641.05	No. 2.2 (A=618) - 17.5641.07
				No. 1.3 (A=618) - 17.5641.07	No. 2.3 (A=618) - 17.5641.07
				No. 4.1 (A=618) - 17.5641.07	No. 4.2 (A=618) - 17.5641.07
				No. 1.5 (A=618) - 17.5641.07	No. 2.5 (A=618) - 17.5641.07
				No. 6.1 (A=618) - 17.5641.07	No. 6.2 (A=618) - 17.5641.07
3	Zahnriemen ohne „mm“ Scala	timing belt without „mm“ scale	courroie dentée sans échelle graduée „mm“	T700/800.1 FWI/unit I/ groupe I	T700/800.1 FW II/ unit II/ groupe II
				No. 1.1 - 10.5673.24 (1640 mm lg)	No. 2.1 - 10.5673.24 (1640 mm lg)
				No. 2.1 - 10.5673.24 (1640 mm lg)	No. 2.2 - 10.5673.25 (1220 mm lg)
				No. 1.3 - 10.5673.25 (1220 mm lg)	No. 2.3 - 10.5673.25 (1220 mm lg)
				No. 4.1 - 10.5673.25 (1220 mm lg)	No. 4.2 - 10.5673.25 (1220 mm lg)
				No. 1.5 - 10.5673.25 (1220 mm lg)	No. 2.5 - 10.5673.25 (1220 mm lg)
				No. 6.1 - 10.5673.25 (1220 mm lg)	No. 6.2 - 10.5673.25 (1220 mm lg)
4	Anschlag	sheet stop	butée	T700	17.5600.91(*)
				T800.1	17.5600.340 (78cm)
5	Taschenoberteil	buckle part top	poche du haut	T700 FWI/unit I/ groupe I	T700 FW II/ unit II/ groupe II (*)
				No. 1.1 - 17.5600.31	No. 2.1 - 17.5600.31
				No. 2.1 - 17.5600.31	No. 2.2 - 17.5600.32
				No. 1.3 - 17.5600.32	No. 2.3 - 17.5600.32
				No. 4.1 - 17.5600.32	No. 4.2 - 17.5600.32
				No. 1.5 - 17.5600.32	No. 2.5 - 17.5600.32
				No. 6.1 - 17.5600.32	No. 6.2 - 17.5600.32
				T800.1 FWI/unit I/ groupe I	T800.1 FW II/ unit II/ groupe II (78cm)
				No. 1.1 - 17.5600.337	No. 2.1 - 17.5600.337
				No. 2.1 - 17.5600.337	No. 2.2 - 17.5600.338
				No. 1.3 - 17.5600.338	No. 2.3 - 17.5600.338
				No. 4.1 - 17.5600.338	No. 4.2 - 17.5600.338
				No. 1.5 - 17.5600.338	No. 2.5 - 17.5600.338
				No. 6.1 - 17.5600.338	No. 6.2 - 17.5600.338
6	Einlauf oben	top plate lip	pièce d'introduction du haut	T700 FWI/unit I/ groupe I	T700 FW II/ unit II/ groupe II (*)
				No. 1.1 - 17.5651.07	No. 2.1 - 17.5651.08
				No. 2.1 - 17.5651.07	No. 2.2 - 17.5651.08
				No. 1.3 - 17.5651.08	No. 2.3 - 17.5651.08
				No. 4.1 - 17.5651.08	No. 4.2 - 17.5651.08
				No. 1.5 - 17.5651.08	No. 2.5 - 17.5651.08
				No. 6.1 - 17.5651.08	No. 6.2 - 17.5651.08
				T800.1 FWI/unit I/ groupe I	T800.1 FW II/ unit II/ groupe II (78cm)
				No. 1.1 - 17.5651.61	No. 2.1 - 17.5651.62
				No. 2.1 - 17.5651.61	No. 2.2 - 17.5651.62
				No. 1.3 - 17.5651.62	No. 2.3 - 17.5651.62
				No. 4.1 - 17.5651.62	No. 4.2 - 17.5651.62
				No. 1.5 - 17.5651.62	No. 2.5 - 17.5651.62
				No. 6.1 - 17.5651.62	No. 6.2 - 17.5651.62
7	Bogenweiche	deflector	deviation	T700	17.5651.12
				T800.1	17.5651.59
8	Längsholm	bar	barre	T700/800.1 FWI/unit I/ groupe I	T700/800.1 FW II/ unit II/ groupe II
				No. 1.1 (A=828) - 17.5641.04	No. 2.1 (A=828) - 17.5641.04
				No. 2.1 (A=828) - 17.5641.04	No. 2.2 (A=618) - 17.5641.06
				No. 1.3 (A=618) - 17.5641.06	No. 2.3 (A=618) - 17.5641.06
				No. 4.1 (A=618) - 17.5641.06	No. 4.2 (A=618) - 17.5641.06
				No. 1.5 (A=618) - 17.5641.06	No. 2.5 (A=618) - 17.5641.06
				No. 6.1 (A=618) - 17.5641.06	No. 6.2 (A=618) - 17.5641.06


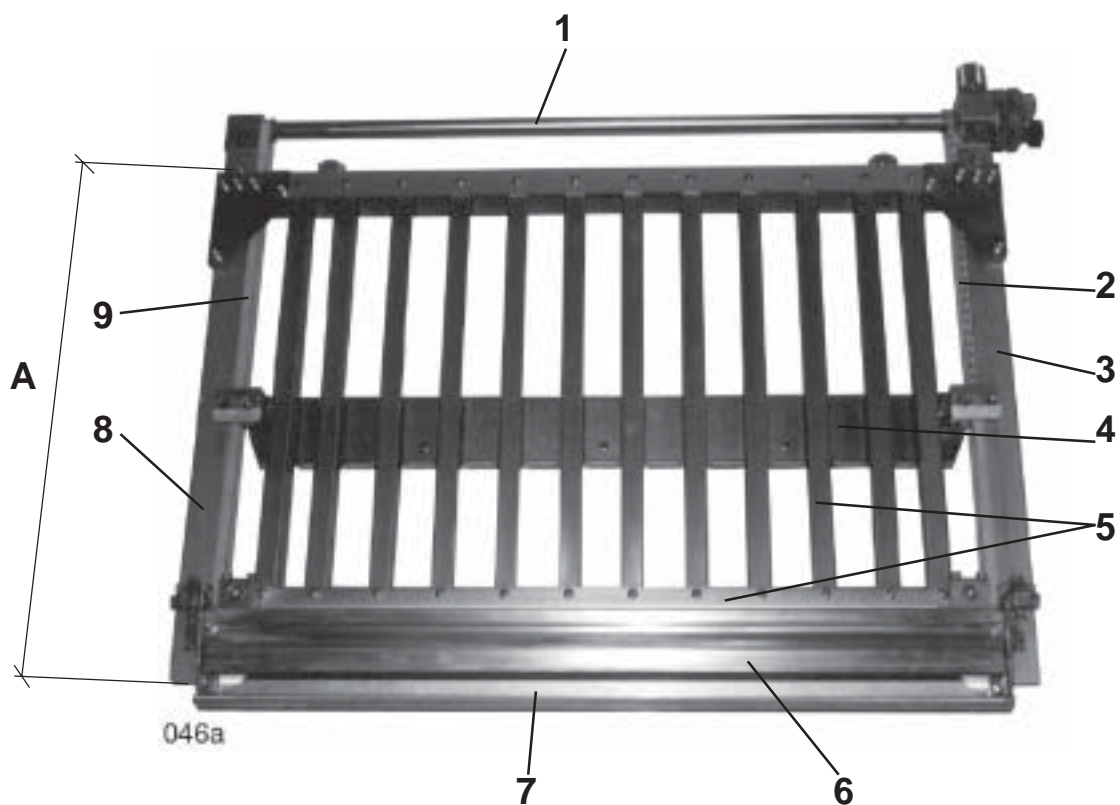
(*) auch FWII-T800.1
 mit 68cm max.
 Arbeitsbreite

also 8-page unit
 T800.1 with 68cm.
 max. sheet size


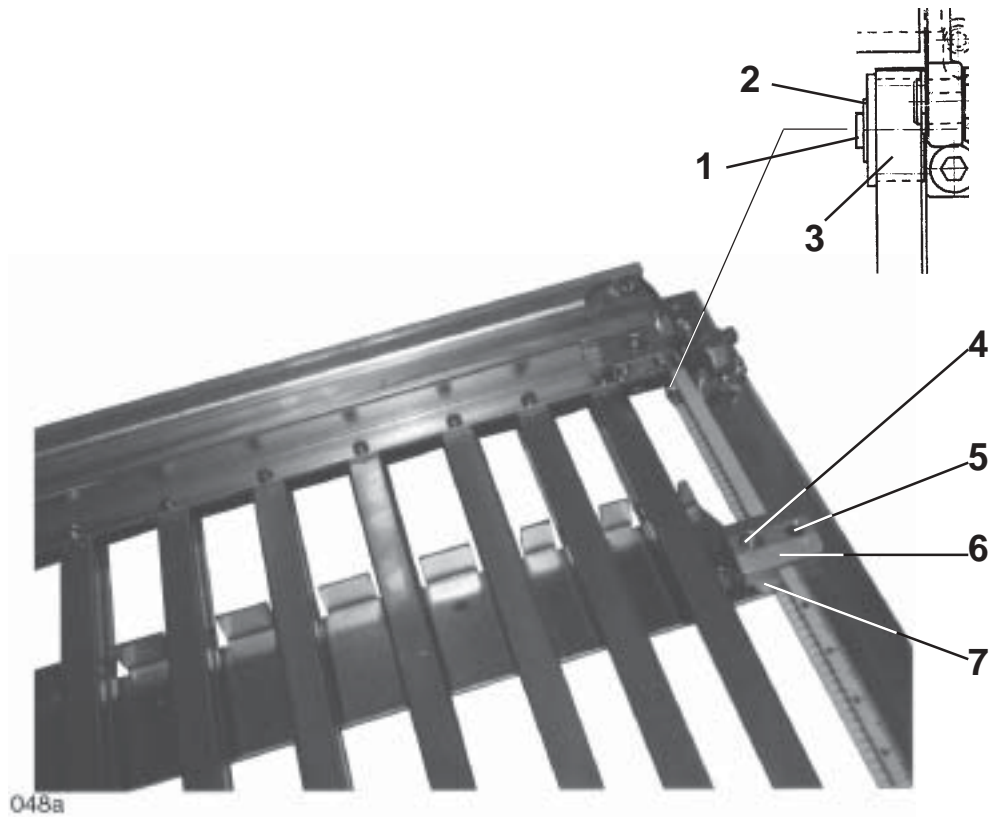
aussi groupe II - T800.1
 avec largeur max. 68cm



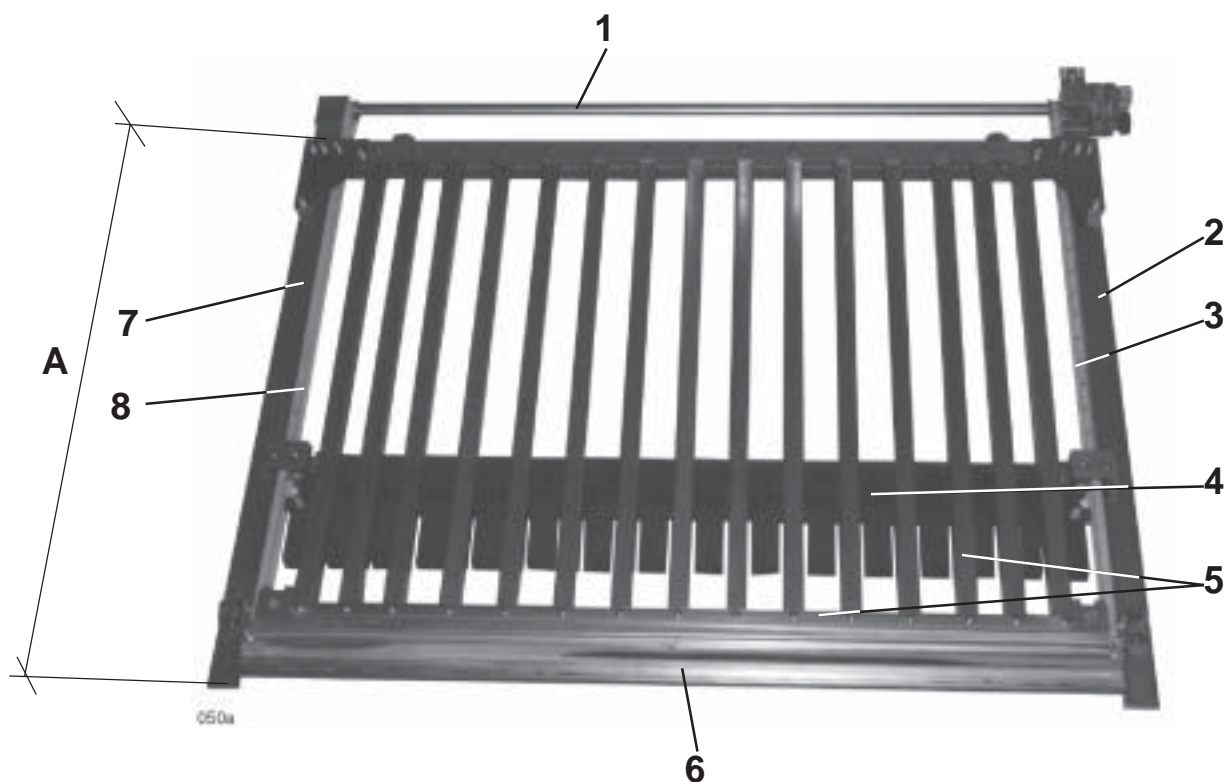
9 Zahnriemen mit „mm“ Scala	timing belt with scale „mm“ T700/800.1 FWI/unit I/ groupe I No. 1.1 - 17.5673.04 (1640 mm lg) No. 2.1 - 17.5673.05 (1640 mm lg) No. 1.3 - 17.5673.06 (1220 mm lg) No. 4.1 - 17.5673.07 (1220 mm lg) No. 1.5 - 17.5673.06 (1220 mm lg) No. 6.1 - 17.5673.07 (1220 mm lg)	courroie dentée avec échelle graduée „mm“ T700/800.1 FW II/ unit II/ groupe II No. 2.1 - 17.5673.04 (1640 mm lg) No. 2.2 - 17.5673.07 (1220 mm lg) No. 2.3 - 17.5673.06 (1220 mm lg) No. 4.2 - 17.5673.07 (1640 mm lg) No. 2.5 - 17.5673.06 (1220 mm lg) No. 6.2 - 17.5673.07 (1220 mm lg)	
10 Feder	spring	ressort	00102681 (D128)
11 Zylinderschraube	cylinder screw	vis cylindrique	0088666.5 (M5x16 DIN912)
12 Winkel	holder	support	10.5653.20
13 Taschenunterteil Kpl.	buckle part below cpl. T700 FWI/unit I/ groupe I No. 1.1 - 17.5600.81 No. 2.1 - 17.5600.240 No. 1.3 - 17.5600.82 No. 4.1 - 17.5600.82 No. 1.5 - 17.5600.82 No. 6.1 - 17.5600.82	poches du bas cpl. T700 FW II/ unit II/ groupe II (*) No. 2.1 - 17.5600.81 No. 2.2 - 17.5600.82 No. 2.3 - 17.5600.82 No. 4.2 - 17.5600.82 No. 2.5 - 17.5600.82 No. 6.2 - 17.5600.82	
	T800.1 FWI/unit I/ groupe I No. 1.1 - 17.5600.310 No. 2.1 - 17.5600.311 No. 1.3 - 17.5600.312 No. 4.1 - 17.5600.312 No. 1.5 - 17.5600.312 No. 6.1 - 17.5600.312	T800.1 FW II/ unit II/ groupe II (78cm) No. 2.1 - 17.5600.310 No. 2.2 - 17.5600.312 No. 2.3 - 17.5600.312 No. 4.2 - 17.5600.312 No. 2.5 - 17.5600.312 No. 6.2 - 17.5600.312	
14 Einlauf unten Kpl.	bottom plate lip cpl. T700 FWI/unit I/ groupe I No. 1.1 - 17.5600.88 No. 2.1 - 17.5600.225 No. 1.3 - 17.5600.225 No. 4.1 - 17.5600.225 No. 1.5 - 17.5600.225 No. 6.1 - 17.5600.225	pièce d'introduction de bas cpl. T700 FW II/ unit II/ groupe II (*) No. 2.1 - 17.5600.88 No. 2.2 - 17.5600.225 No. 2.3 - 17.5600.225 No. 4.2 - 17.5600.225 No. 2.5 - 17.5600.225 No. 6.2 - 17.5600.225	
	T800 FWI/unit I/ groupe I No. 1.1 - 17.5600.316 No. 2.1 - 17.5600.317 No. 1.3 - 17.5600.317 No. 4.1 - 17.5600.317 No. 1.5 - 17.5600.317 No. 6.1 - 17.5600.317	T800 FW II/ unit II/ groupe II (78cm) No. 2.1 - 17.5600.316 No. 2.2 - 17.5600.317 No. 2.3 - 17.5600.317 No. 4.2 - 17.5600.317 No. 2.5 - 17.5600.317 No. 6.2 - 17.5600.317	
15 Gewindestift	screw	vis	0089615.5 (M6x10 DIN913)
16 Verstärkungsleiste	reinforcing bar	barre de renforcement	T700 17.5641.00 T800.1 17.5641.16
(*) auch FWII-T800.1 mit 68cm max. Arbeitsbreite	also 8-page unit T800.1 with 68cm max. sheet size	aussi groupe II - T800.1 avec largeur max. 68cm	



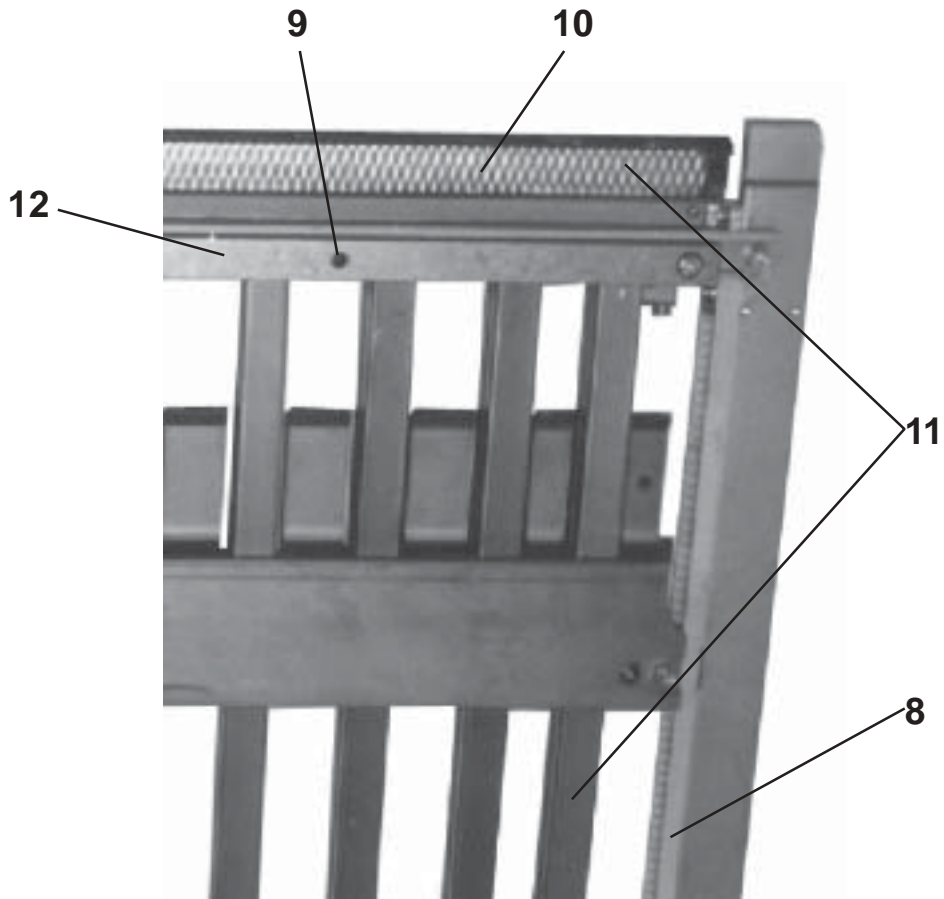
1	Stange	bar	barre	10.5621.04
2	Zahnriemen mit „mm“ Scala	timing belt with scale „mm“	courroie dentée avec échelle graduée „mm“	
		T700/800.1 FWIII/unit III/ groupe III	T700/800.1 FW IV/ unit IV/ groupe IV	
		No. 3.1 - 17.5673.06 (1220 mm lg)	No. 4.1 - 17.5673.12 (940 mm lg)	
		No. 2.3 - 17.5673.14 (940 mm lg)	No. 2.4 - 17.5673.16 (840 mm lg)	
		No. 3.3 - 17.5673.06 (1220 mm lg)		
		No. 4.3 - 17.5673.14 (940 mm lg)		
3	Längsholm	bar	barre	
		T700/800.1 FWIII/unit III/ groupe III	T700/800.1 FW IV/ unit IV/ groupe IV	
		No. 3.1 - 17.5641.07 (A=618)	No. 4.1 - 17.5641.09 (A=618)	
		No. 2.3 - 17.5641.09 (A=478)	No. 2.4 - 17.5641.11 (A=428)	
		No. 3.3 - 17.5641.07 (A=618)		
		No. 4.3 - 17.5641.09 (A=478)		
4	Anschlag	sheet stop	butée	10.5600.81
5	Taschenoberteil Kpl.	buckle part top cpl.	poche du haut	
		T700/800.1 FWIII/unit III/ groupe III	T700/800.1 FW IV/ unit IV/ groupe IV	
		No. 3.1 - 17.5600.35	No. 4.1 - 17.5600.36	
		No. 2.3 - 17.5600.36	No. 2.4 - 17.5600.37	
		No. 3.3 - 17.5600.35		
		No. 4.3 - 17.5600.36		
6	Einlauf oben	top plate lip	pièce d'introduction du haut	17.5651.11
7	Bogenweiche	deflector	deviation	10.5651.30
8	Längsholm	bar	barre	
		T700/800.1 FWIII/unit III/ groupe III	T700/800.1 FW IV/ unit IV/ groupe IV	
		No. 3.1 - 17.5641.06 (A=618)	No. 4.1 - 10.5641.08 (A=478)	
		No. 2.3 - 17.5641.08 (A=478)	No. 2.4 - 17.5641.10 (A=428)	
		No. 3.3 - 17.5641.06 (A=618)		
		No. 4.3 - 17.5641.08 (A=478)		
9	Zahnriemen ohne Scala	timing belt without scale	courroie dentée sans échelle graduée	
		T700/800.1 FWIII/unit III/ groupe III	T700/800.1 FW IV/ unit IV/ groupe IV	
		No. 3.1 - 10.5673.25 (1220 mm lg)	No. 4.1 - 10.5673.25 (940 mm lg)	
		No. 2.3 - 10.5673.28 (940 mm lg)	No. 2.4 - 17.5673.18 (840 mm lg)	
		No. 3.3 - 10.5673.25 (1220 mm lg)		
		No. 4.3 - 10.5673.28 (940 mm lg)		
10	Taschenunterteil Kpl.	buckle part below cpl.	poches du bas cpl.	
		T700/800.1 FWIII/unit III/ groupe III	T700/800.1 FW IV/ unit IV/ groupe IV	
		No. 3.1 - 17.5600.85	No. 4.1 - 17.5600.85	
		No. 2.3 - 17.5600.86	No. 2.4 - 17.5600.87	
		No. 3.3 - 17.5600.85		
		No. 4.3 - 17.5600.86		
11	Gewindestift	screw	vis	0089615.5 (M6x10 DIN913)
12	Verstärkungsleiste	reinforcing bar	barre de renforcement	17.5641.02



1	Paßkerbstift	notched set pin	goupille cannelée	0092718.5	(B6x28 DIN1469)
2	Sicherungscheibe	circlips	frein	0094185.5	(5 DIN6799)
3	Zahnrad	tooth belt wheel	courroie dentée	2.0.5636.020	
4	Zylinderschraube	cylinder screw	vis cylindrique	0088856.5	(M6x30 DIN 912)
5	Stellschraube	adjustment screw	vis de réglage	50 370 040	
6	Klemmstück	clamping piece	pièce de réglage	10.5644.01	
7	Beilage	distance	distance	2.0.5644.051	
8	Lagerbock	bearing block	palier	1.0.5615.010	
9	Zylinderschraube	cylinder screw	vis cylindrique	0088724.5	(M5x35 DIN912)
10	Halter	holder	support	10.5644.06	
11	Senkschraube	screw	vis	0095448.5	(M6x25 DIN7991)
12	Feder	spring	ressort	0102835	(D191)
13	Zylinderschraube	cylinder screw	vis cylindrique	0088666.5	(M5x16 DIN912)
14	Senkschraube	screw	vis	0095323.5	(M5x16 DIN7991)
15	Mutter	nut	ecrou	0090845.5	(M5 DIN934)
16	Hebel (Bild)	lever (picture)	levier (photo)	1.0.5615.030	
	Hebel (Gegenseite)	lever (opposite)	levier (opposé)	1.0.5615.020	
17	Senkschraube	screw	vis	0095422.5	(M6x20 DIN7991)
18	Halter	holder	support	17.5644.01	
19	Mutter	nut	ecrou	0090852.5	(M6 DIN934)
20	Senkschraube	screw	vis	0095463.5	(M6x35 DIN7991)
21	Bolzen	bolt	axe	1.0.5625.010	
22	Zylinderschraube	cylinder screw	vis cylindrique	0088641.5	(M5x10 DIN912)



1	Stange	bar	barre	T700	17.5621.00
				T800.1	17.5621.10
2	Längsholm	bar	barre	T700/800.1 FWI/unit I/ groupe I	T700/800.1 FW II/ unit II/ groupe II
				No. 1.1 (A=828) - 17.5641.04	No. 2.1 (A=828) - 17.5641.04
				No. 2.1 (A=828) - 17.5641.04	No. 2.2 (A=618) - 17.5641.06
				No. 1.3 (A=618) - 17.5641.06	No. 2.3 (A=618) - 17.5641.06
				No. 4.1 (A=618) - 17.5641.06	No. 4.2 (A=618) - 17.5641.06
				No. 1.5 (A=618) - 17.5641.06	No. 2.5 (A=618) - 17.5641.06
				No. 6.1 (A=618) - 17.5641.06	No. 6.2 (A=618) - 17.5641.06
3	Zahnriemen mit „mm“ Scala	timing belt with scale „mm“	courroie dentée avec échelle graduée „mm“	T700/800.1 FWI/unit I/ groupe I	T700/800.1 FW II/ unit II/ groupe II
				No. 1.1 - 10.5673.16 (1640 mm lg)	No. 2.1 - 10.5673.16 (1640 mm lg)
				No. 2.1 - 10.5673.17 (1640 mm lg)	No. 2.2 - 10.5673.19 (1220 mm lg)
				No. 1.3 - 10.5673.18 (1220 mm lg)	No. 2.3 - 10.5673.18 (1220 mm lg)
				No. 4.1 - 10.5673.19 (1220 mm lg)	No. 4.2 - 10.5673.19 (1220 mm lg)
				No. 1.5 - 10.5673.18 (1220 mm lg)	No. 2.5 - 10.5673.18 (1220 mm lg)
				No. 6.1 - 10.5673.19 (1220 mm lg)	No. 6.2 - 10.5673.19 (1220 mm lg)
4	Anschlag	sheet stop	butée	T700	17.5651.05 (*)
				T800 .1	17.5651.60
5	Taschenoberteil Kpl.	buckle part top cpl.	poche part du haut	T700 FWI/unit I/ groupe I	T700 FW II/ unit II/ groupe II (*)
				No. 1.1 - 17.5600.31	No. 2.1 - 17.5600.31
				No. 2.1 - 17.5600.31	No. 2.2 - 17.5600.32
				No. 1.3 - 17.5600.32	No. 2.3 - 17.5600.32
				No. 4.1 - 17.5600.32	No. 4.2 - 17.5600.32
				No. 1.5 - 17.5600.32	No. 2.5 - 17.5600.32
				No. 6.1 - 17.5600.32	No. 6.2 - 17.5600.32
				T800.1 FWI/unit I/ groupe I	T800.1 FW II/ unit II/ groupe II (78cm)
				No. 1.1 - 17.5600.337	No. 2.1 - 17.5600.337
				No. 2.1 - 17.5600.337	No. 2.2 - 17.5600.338
				No. 1.3 - 17.5600.338	No. 2.3 - 17.5600.338
				No. 4.1 - 17.5600.338	No. 4.2 - 17.5600.338
				No. 1.5 - 17.5600.338	No. 2.5 - 17.5600.338
				No. 6.1 - 17.5600.338	No. 6.2 - 17.5600.338
6	Einlauf oben	top plate lip	pièce d'introduction du haut	T700 FWI/unit I/ groupe I	T700 FW II/ unit II/ groupe II (*)
				No. 1.1 - 17.5651.00	No. 2.1 - 17.5651.01
				No. 2.1 - 17.5651.00	No. 2.2 - 17.5651.01
				No. 1.3 - 17.5651.01	No. 2.3 - 17.5651.01
				No. 4.1 - 17.5651.01	No. 4.2 - 17.5651.01
				No. 1.5 - 17.5651.01	No. 2.5 - 17.5651.01
				No. 6.1 - 17.5651.01	No. 6.2 - 17.5651.01
				T800.1 FWI/unit I/ groupe I	T800.1 FW II/ unit II/ groupe II (78cm)
				No. 1.1 - 17.5651.63	No. 2.1 - 17.5651.64
				No. 2.1 - 17.5651.64	No. 2.2 - 17.5651.64
				No. 1.3 - 17.5651.64	No. 2.3 - 17.5651.64
				No. 4.1 - 17.5651.64	No. 4.2 - 17.5651.64
				No. 1.5 - 17.5651.64	No. 2.5 - 17.5651.64
				No. 6.1 - 17.5651.64	No. 6.2 - 17.5651.64
(*)	auch FWII-T800.1 mit 68cm max. Arbeitsbreite	also 8-page unit T800.1 with 68cm. max. sheet size	aussi groupe II - T800.1 avec largeur max. 68cm		





7	Längsholm	bar	barre				
		T700/800.1 FWI/unit I/ groupe I		T700/800.1 FW II/ unit II/ groupe II			
		No. 1.1 (A=828) - 17.5641.05		No. 2.1 (A=828) - 17.5641.05			
		No. 2.1 (A=828) - 17.5641.05		No. 2.2 (A=618) - 17.5641.07			
		No. 1.3 (A=618) - 17.5641.07		No. 2.3 (A=618) - 17.5641.07			
		No. 4.1 (A=618) - 17.5641.07		No. 4.2 (A=618) - 17.5641.07			
		No. 1.5 (A=618) - 17.5641.07		No. 2.5 (A=618) - 17.5641.07			
8	Zahnriemen ohne Scala	timing belt	courroie dentée				
		without scale	sans échelle graduée				
		T700/800.1 FWI/unit I/ groupe I		T700/800.1 FW II/ unit II/ groupe II			
		No. 1.1 - 10.5673.24 (1640 mm lg)		No. 2.1 - 10.5673.24 (1640 mm lg)			
		No. 2.1 - 10.5673.24 (1640 mm lg)		No. 2.2 - 10.5673.25 (1220 mm lg)			
		No. 1.3 - 10.5673.25 (1220 mm lg)		No. 2.3 - 10.5673.25 (1220 mm lg)			
		No. 4.1 - 10.5673.25 (1220 mm lg)		No. 4.2 - 10.5673.25 (1220 mm lg)			
9	Gewindestift	screw	vis	0089615.5	(M6x10 DIN913)		
10	Einlauf unten Kpl.	bottom plate lip cpl.	pièce d'introduction de bas cpl.				
		T700 FWI/unit I/ groupe I		T700 FW II/ unit II/ groupe II(*)			
		No. 1.1 - 17.5600.45		No. 2.1 - 17.5600.45			
		No. 2.1 - 17.5600.233		No. 2.2 - 17.5600.233			
		No. 1.3 - 17.5600.233		No. 2.3 - 17.5600.233			
		No. 4.1 - 17.5600.233		No. 4.2 - 17.5600.233			
		No. 1.5 - 17.5600.233		No. 2.5 - 17.5600.233			
		No. 6.1 - 17.5600.233		No. 6.2 - 17.5600.233			
		T800.1 FWI/unit I/ groupe I		T800.1 FW II/ unit II/ groupe II(78cm)			
		No. 1.1 - 17.5600.147		No. 2.1 - 17.5600.334			
		No. 2.1 - 17.5600.334		No. 2.2 - 17.5600.335			
		No. 1.3 - 17.5600.335		No. 2.3 - 17.5600.335			
		No. 4.1 - 17.5600.335		No. 4.2 - 17.5600.335			
		No. 1.5 - 17.5600.335		No. 2.5 - 17.5600.335			
		No. 6.1 - 17.5600.335		No. 6.2 - 17.5600.335			
		11	Taschenunterteil Kpl.	buckle part below cpl.	poches part du bas cpl.		
				T700 FWI/unit I/ groupe I		T700 FW II/ unit II/ groupe II (*)	
No. 1.1 - 17.5600.38				No. 2.1 - 17.5600.38			
No. 2.1 - 17.5600.237				No. 2.2 - 17.5600.39			
No. 1.3 - 17.5600.39				No. 2.3 - 17.5600.39			
No. 4.1 - 17.5600.39				No. 4.2 - 17.5600.39			
No. 1.5 - 17.5600.39				No. 2.5 - 17.5600.39			
No. 6.1 - 17.5600.39				No. 6.2 - 17.5600.39			
T800.1 FWI/unit I/ groupe I				T800.1 FW II/ unit II/ groupe II (*)			
No. 1.1 - 17.5600.328				No. 2.1 - 17.5600.328			
No. 2.1 - 17.5600.329				No. 2.2 - 17.5600.330			
No. 1.3 - 17.5600.330				No. 2.3 - 17.5600.330			
No. 4.1 - 17.5600.330				No. 4.2 - 17.5600.330			
No. 1.5 - 17.5600.330				No. 2.5 - 17.5600.330			
No. 6.1 - 17.5600.330				No. 6.2 - 17.5600.330			
12	Verstärkungsleiste			reinforcing bar	barre de renforcement	T700	17.5641.00 (*)
						T800.1	17.5641.16

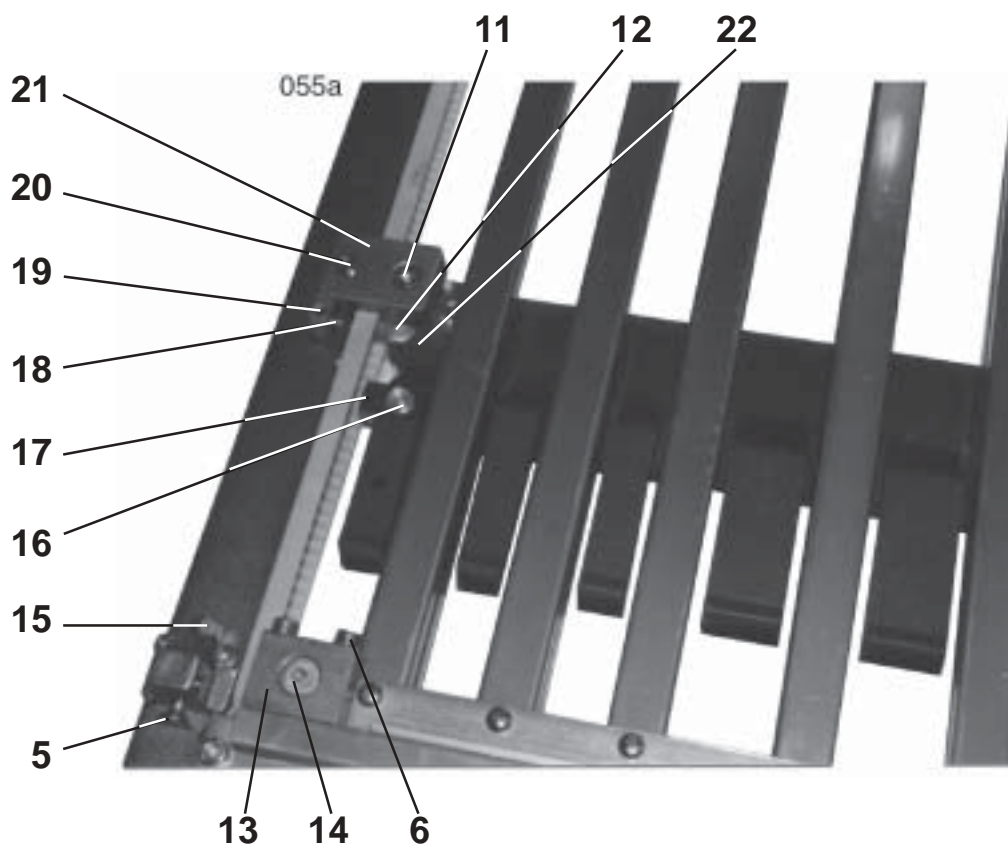

(*) auch FWII-T800.1
 mit 68cm max.
 Arbeitsbreite

also 8-page unit
 T800.1 with 68cm.
 max. sheet size



aussi groupe II - T800.1
 avec largeur max. 68cm



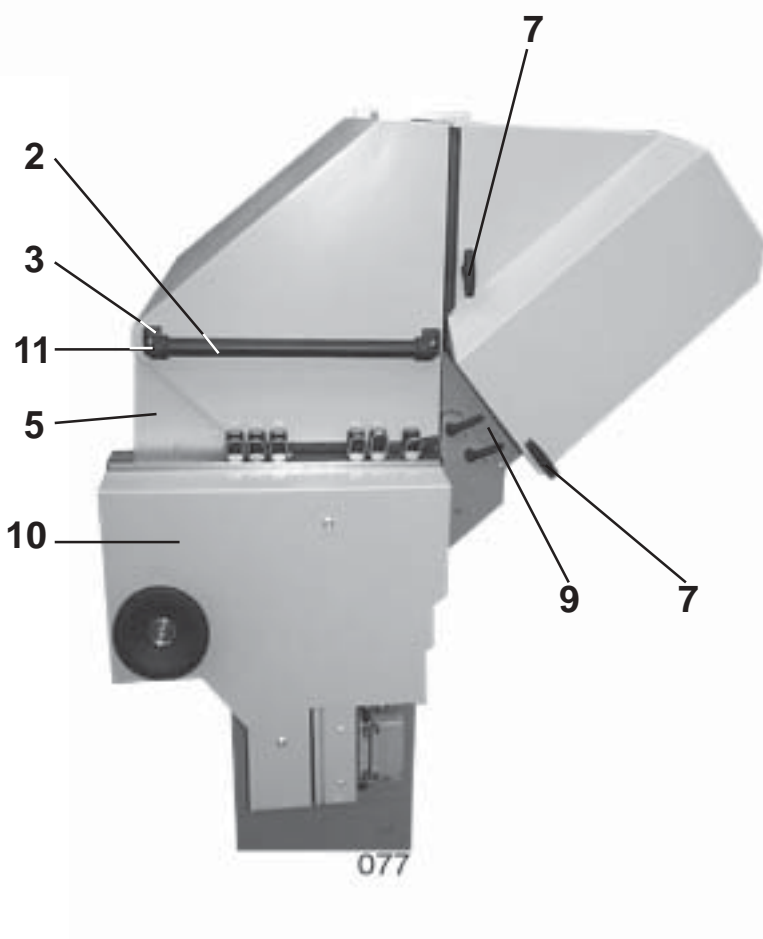
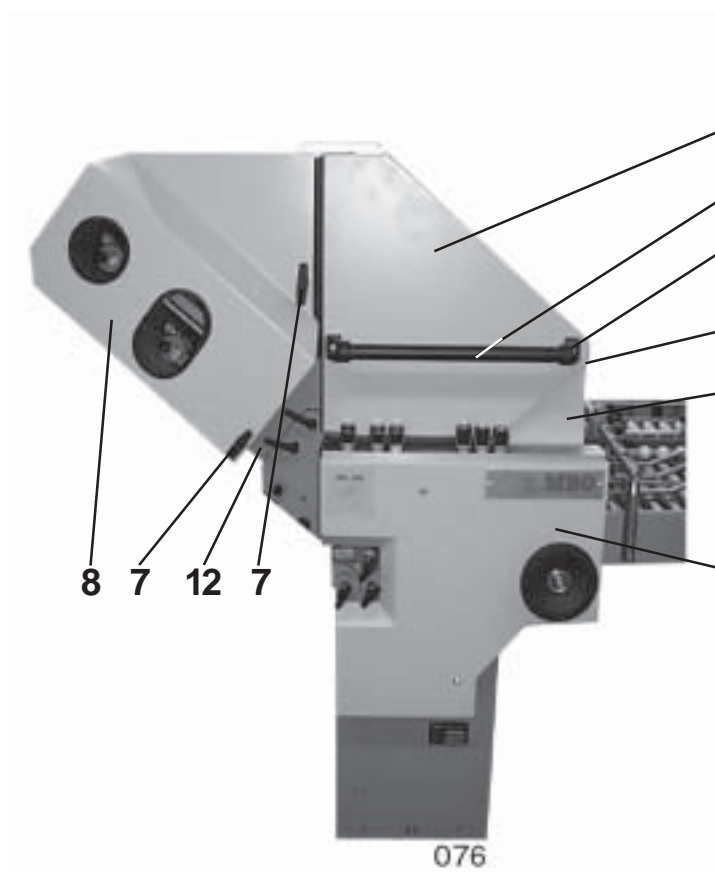
1	Stange	bar	barre	10.5621.04
2	Längsholm	bar	barre	
		T700/800.1 FWIII/unit III/ groupe III		T700/800.1 FW IV/ unit IV/ groupe IV
		No. 3.1 - 17.5641.07 (A=618)		No. 4.1 - 17.5641.09 (A=478)
		No. 2.3 - 17.5641.09 (A=478)		No. 2.4 - 17.5641.11 (A=428)
		No. 3.3 - 17.5641.07 (A=618)		
		No. 4.3 - 17.5641.09 (A=478)		
3	Zahnriemen mit „mm“ Scala	timing belt with „mm“ scale	courroie dentée avec échelle graduée „mm“	
		T700/800.1 FWIII/unit III/ groupe III		T700/800.1 FW IV/ unit IV/ groupe IV
		No. 3.1 - 10.5673.18 (1220 mm lg)		No. 4.1 - 10.5673.18 (940 mm lg)
		No. 2.3 - 10.5673.26 (940 mm lg)		No. 2.4 - 17.5673.02 (840 mm lg)
		No. 3.3 - 10.5673.18 (1220 mm lg)		
		No. 4.3 - 10.5673.26 (940 mm lg)		
4	Anschlag	sheet stop	butée	10.5651.45
5	Taschenoberteil Kpl.	buckle part top	poche du haut	
		T700/800.1 FWIII/unit III/ groupe III		T700/800.1 FW IV/ unit IV/ groupe IV
		No. 3.1 - 17.5600.35		No. 4.1 - 10.5600.35
		No. 2.3 - 17.5600.36		No. 2.4 - 17.5600.37
		No. 3.3 - 17.5600.35		
		No. 4.3 - 17.5600.36		
6	Einlauf oben	top plate lip	pièce d'introduction du haut	17.5651.04
7	Längsholm	bar	barre	
		T700/800.1 FWIII/unit III/ groupe III		T700/800.1 FW IV/ unit IV/ groupe IV
		No. 3.1 - 17.5641.06 (A=618)		No. 4.1 - 17.5641.08 (A=478)
		No. 2.3 - 17.5641.08 (A=478)		No. 2.4 - 17.5641.10 (A=428)
		No. 3.3 - 17.5641.06 (A=618)		
		No. 4.3 - 17.5641.08 (A=478)		
8	Zahnriemen ohne Scala	time belt without scale	courroie dentée sans échelle graduée	
		T700/800.1 FWIII/unit III/ groupe III		T700/800.1 FW IV/ unit IV/ groupe IV
		No. 3.1 - 10.5673.25 (1220 mm lg)		No. 4.1 - 10.5673.25 (940 mm lg)
		No. 2.3 - 10.5673.28 (940 mm lg)		No. 2.4 - 17.5673.18 (840 mm lg)
		No. 3.3 - 10.5673.25 (1220 mm lg)		
		No. 4.3 - 10.5673.28 (940 mm lg)		
9	Taschenunterteil Kpl.	buckle part below cpl.		poches part du bas cpl.
		T700/800.1 FWIII/unit III/ groupe III		T700/800.1 FW IV/ unit IV/ groupe IV
		No. 3.1 - 17.5600.42		No. 4.1 - 17.5600.42
		No. 2.3 - 17.5600.43		No. 2.4 - 17.5600.44
		No. 3.3 - 17.5600.42		
		No. 4.3 - 17.5600.43		
10	Einlauf unten Kpl.	bottom plate lip cpl.		pièce d'introduction de bas cpl.
		T700/800.1 FWIII/unit III/ groupe III		T700/800.1 FW IV/ unit IV/ groupe IV
		No. 3.1 - 17.5600.236		No. 4.1 - 17.5600.236
		No. 2.3 - 17.5600.236		No. 2.4 - 17.5600.236
		No. 3.3 - 17.5600.236		
		No. 4.3 - 17.5600.236		
11	Verstärkungsleiste	reinforcing bar	barre de renforcement	17.5641.02
12	Gewindestift	screw	vis	0089615.5 (M6x10 DIN913)
13	Zylinderschraube	cylinder screw	vis cylindrique	0088666.5



1	Zylinderschraube	cylinder screw	vis cylindrique	0088666.5	(M5x16 DIN912)
2	Feder	spring	ressort	0102835	(D191)
3	Distanzring	distance ring	bague de distance	10.5628.00	
4	Excenterbolzen	excenter bolt	axe excentrique	10.5625.03	
5	Senkschraube	screw	vis	0095463.5	(M6x35 DIN7991)
6	Zylinderschraube	cylinder screw	vis cylindrique	0088724.5	(M5x35 DIN912)
7	Zylinderschraube	cylinder screw	vis cylindrique	0088641.5	(M5x10 DIN912)
8	Lagerbock	bearing block	palier	1.0.5615.010	
9	Halter	holder	support	17.5644.00	
10	Gewindestift	screw	vis	0089578	(M5x30 DIN913)
11	Zylinderschraube	cylinder screw	vis cylindrique	0094752.5	(M6x35 DIN6912)
12	Beilage	distance ring	distance	2.0.5644.051	
13	Halter	holder	support	10.5644.06	
14	Senkschraube	screw	vis	0095430.5	(M6x22 DIN7991)
15	Mutter	nut	ecrou	0090852.5	(M6 DIN934)
16	Senkschraube	screw	vis	0095299.5	(M5x10 DIN7991)
17	Winkel	bar	barre	10.5644.24	
18	Kugellager	ball bearing	roulement	00109542	(624 - 27 DIN625)
19	Gewindestift	screw	vis	0089474.5	(M4x4 DIN913)
20	Gewindestift	screw	vis	0089673	(M8x8 DIN913 MS)
21	Klemmstück	clamping piece	pièce de réglage	10.5644.27	
22	Lasche	holder	support	10.5644.11	



1	Schneidschraube	cutting screw	vis à couper	00095174	(AM4xx8 DIN 7516)
2	Griff	handle	levier	14.5600.00	
3	Gewindestift	screw	vis à couper	0089656.5	(M6x30 DIN913)
4	Zahnrad	tooth belt wheel	courroie dentée	5.0.5636.010	
5	Zylinderschraube	cylinder screw	vis cylindrique	0088633.5	(M5x8 DIN912)
6	Lagerstück	bearing block	bride	2.0.5644.030	
7	Zylinderschraube	cylinder screw	vis cylindrique	0088708.5	(M5x25 DIN912)
8	Zylinderschraube	cylinder screw	vis cylindrique	0088633.5	(M5x8 DIN912)
9	Blattfeder	flat spring	ressort à feuille	50 480 151	
10	Zylinderschraube	cylinder screw	vis cylindrique	0085761.5	(M4x6 DIN84)
11	Zylinderschraube	cylinder screw	vis cylindrique	0088633.5	(M5x8 DIN912)
12	Zeiger	indicator	indicateur	10.5685.00	
13	Zylinderschraube	cylinder screw	vis cylindrique	0094805.5	(M8x25 DIN6912)
14	Mutter	nut	ecrou	0086876.5	(BM8 DIN 435)
15	Stellring	collar	bague	3.0.5628.060	
16	Blattfeder	flat spring	ressort à feuille	3.0.5686.010	
17	Gewindestift	screw	vis	0089995.5	(M5x6 DIN916)
18	Lagerstück	bearing block	bride		
	T700/T800.1	T700/T800.1	T700/T800.1	T700/T800.1	
	FWI/unit I/ groupe I	FW II/ unit II/ groupe II	FW III/ unit III/ groupe III	FW IV/ unit IV/ groupe IV	
	No. 1.1 - 50 700 010	No. 2.1 - 50 700 010	No. 3.1 - 50 700 010	No. 4.1 - 50 700 010	
	No. 2.1 - 50 700 020	No. 2.2 - 50 700 010	No. 2.3 - 50 700 020	No. 2.4 - 50 700 020	
	No. 1.3 - 50 700 010	No. 2.3 - 50 700 010	No. 3.3- 50 700 010		
	No. 4.1 - 50 700 020	No. 4.2 - 50 700 020	No 4.3 - 50 700 020		
	No. 1.5 - 50 700 010	No. 2.5 - 50 700 010			
	No. 6.1 - 50 700 020	No. 6.2 - 50 700 020			
19	Scheibe	disc	disque	3.0.5628.032	
20	Schneckenrad	worm gear	roue à vis sans fin	3.0.5637.010	
21	Schnecke	worm	roue	3.0.5637.020	
22	Rändelring	temple ring	molette de templet	01.5628.01	
23	Gewindestift	screw	vis	0089995.5	
24	Schraube	screw	vis	10.5629.01	
25	Rändelhohlschraube	knurled screw	vis moletée	00095836	(GN 421- M6x28)
26	Scheibe	disc	disque	3.0.5628.020	
27	Scheibe	disc	disque	3.0.5628.010	
28	Maßstab	scale	échelle graduée	50 670 010	


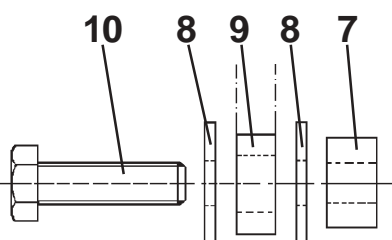
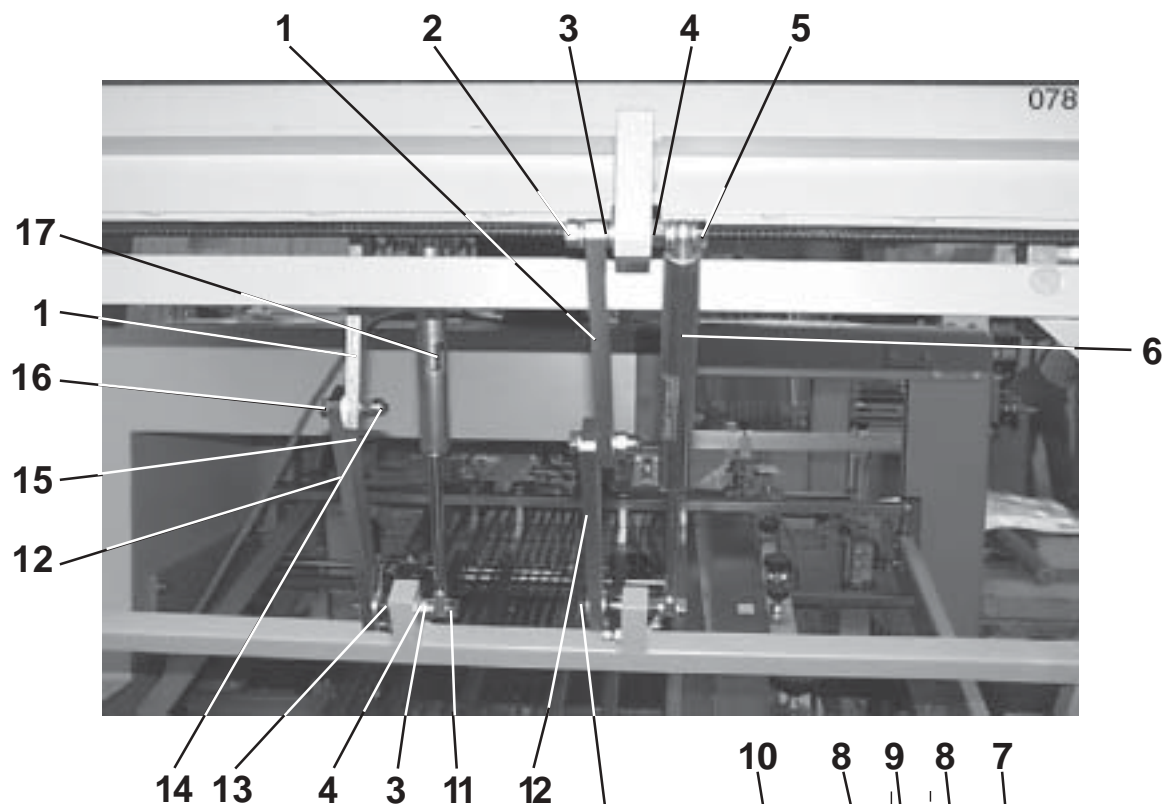


1	Schallhaube-Einlauf T700 FW I+II T800.1 FW I+II (78cm) T700/T800.1 FW III+IV	noise hood infeed T700 unit I+II T800.1 unit I+II (78cm) T700/T800.1 unit III+IV	introduction du carter antibruit T700 groupe I+II T800.1 groupe I+II (78cm) T700/T800.1 groupe III+IV	17.5761.10 (*) 17.5761.77 17.5761.09
2	Handgriff	grip	poignée	00100248 (1095-08)
3	Kunststoffhalter	plastic holder	support plastique	00100230 (1095-07)
4	Scharnier	hinge	charnière	00101614 (C191)
5	Zusatzblech T700 FW I 4+6 Taschen T700 FW II 4+6 Taschen T800.1 FW I 4+6 Taschen T800.1 FW II 4+6 Taschen T700/T800.1 FW III+IV	flap T700 unit I 4+6 buckles T700 unit II 4+6 buckles T800.1 unit I 4+6 buckles T800.1 unit II 4+6 buckles T700/T800.1 unit III+IV	trap T700 groupe I 4+6 poches T700 groupe II 4+6 poches T800.1 groupe I 4+6 poches T800.1 groupe II 4+6 poches T700/T800.1 groupe III+IV	17.5761.16 (*) 17.5761.15 17.5761.69 17.5761.14 17.5761.30
6	Schutzhaube B T700/T800.1 FW I+IV 2 Taschenausführung 4 Taschenausführung 6 Taschenausführung	guard B T700/T800.1 unit I-IV 2 buckle units 4 buckle units 6 buckle units	protection B T700/T800.1 groupe I-IV groupe de 2 poches groupe de 4 poches groupe de 6 poches	17.5161.13 17.5161.15 17.5161.07
7	T-Griff	T-grip	poignée T	00100260 (GN563-55-M8)
8	Schallhaube - 2 Taschen T700/T800.1 FW III+IV Schallhaube - 4 Taschen T700 FW I+II T800.1 FW I+II (78cm) T700/T800.1 FW III+IV Schallhaube - 6 Taschen T700 FW I+II T800.1 FW I+II (78cm)	noise hood - 2 buckles T700/T800.1 unit III+IV noise hood - 4 buckles T700 unit I+II T800.1 unit I+II (78cm) T700/T800.1 unit III+IV noise hood - 6 buckles T700 unit I+II T800.1 unit I+II (78cm)	carter antibruit - 2 poches T700/T800.1 groupe III+IV carter antibruit - 4 poches T700 groupe I+II T800.1 groupe I+II (78cm) T700/T800.1 groupe III+IV carter antibruit 6 poches T700 groupe I+II T800.1 groupe I+II (78cm)	17.5761.27 17.5761.13 (*) 17.5761.78 17.5761.12 17.5761.28 (*) 17.5761.79
9	Füllstück T700/T800.1 FW I+IV 2 Taschenausführung 4 Taschenausführung 6 Taschenausführung	guard T700/T800.1 unit I-IV 2 buckle units 4 buckle units 6 buckle units	protection T700/T800.1 groupe I-IV groupe de 2 poches groupe de 4 poches groupe de 6 poches	17.5761.20 17.5761.22 17.5761.24
10	Schutzhaube A T700/T800.1 FW I-IV 2 Taschenausführung 4 Taschenausführung 6 Taschenausführung	guard A T700/T800.1 unit I-IV 2 buckle units 4 buckle units 6 buckle units	protection A T700/T800.1 groupe I-IV groupe de 2 poches groupe de 4 poches groupe de 6 poches	17.5161.13 17.5161.15 17.5161.07
11	Sechskantschraube Scheibe Mutter	hexagon screw disc nut	vis à six pans disque ecrou	0090498.5 (M8x22 DIN933) 0086124.5 (B8,4 DIN125) 0090878.5 M8 DIN934
12	Füllstück T700/T800.1 FW I-IV 2 Taschenausführung 4 Taschenausführung 6 Taschenausführung	guard T700/T800.1 unit I-IV 2 buckle units 4 buckle units 6 buckle units	protection T700/T800.1 groupe I-IV groupe de 2 poches groupe de 4 poches groupe de 6 poches	17.5761.19 17.5761.21 17.5761.23

(*) auch FWII-T800.1
mit 68cm max.
Arbeitsbreite

also 8-page unit
T800.1 with 68cm.
max. sheet size

aussi groupe II - T800.1
avec largeur max. 68cm

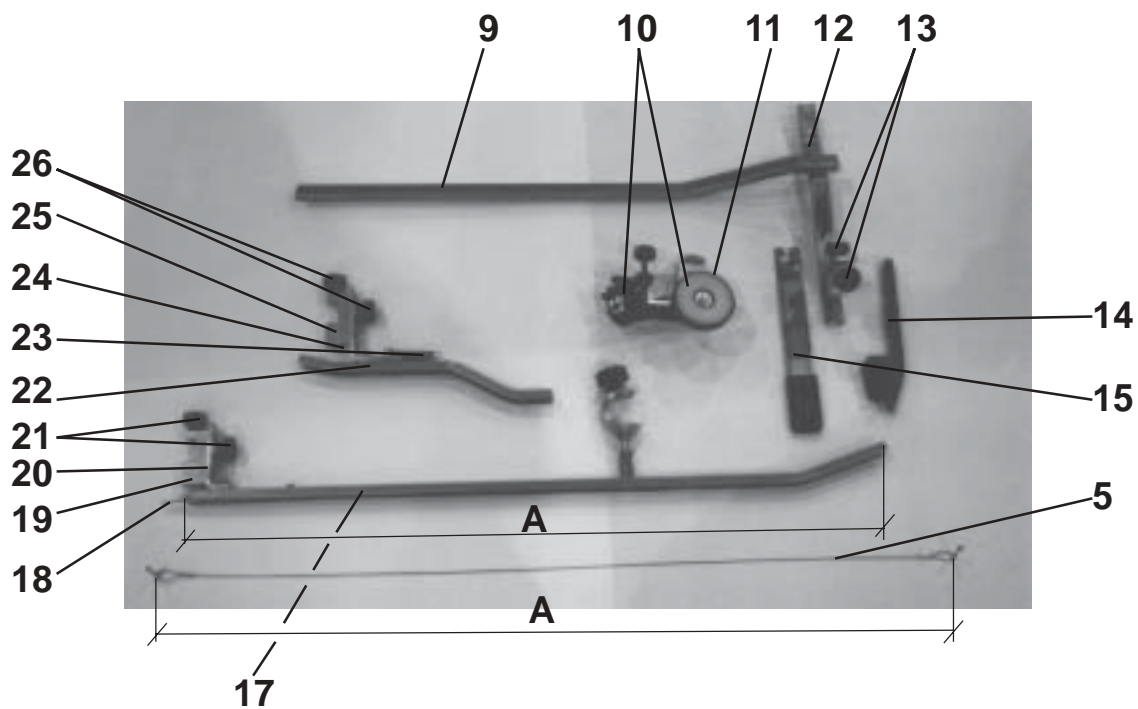



1	Anschlaglasche	bar	barre	17.5744.04
2	Sechskantschraube	hexagon screw	vis à six pans	0090586.5 (M10x25 DIN933)
3	Scheibe	disc	disque	0086132.5 (B10,5 DIN125)
4	Mutter	nut	ecrou	0090894.5 (M10 DIN934)
5	Sechskantschraube	hexagon screw	vis à six pans	0090601.5 M10x35 DIN933)
6	Gasdruckfeder	gas pressure spring	ressort de pression de gaz	
	T700 FW I+II (68cm)	T700 unit I+II (68cm)	T700 groupe I+II (68cm)	
	4 Taschenausführung	4 buckle units	groupe avec 4 poches	00100124(*) (T2M2 42 170 450/1100N)
	6 Taschenausführung	6 buckle units	groupe avec 6 poches	00100125(*) (T2M2 42 170 450/1150N)
	T800.1 FW I+II (78cm)	T800.1 unit I+II (78cm)	T800.1 groupe I+II (78cm)	
	4 Taschenausführung	4 buckle units	groupe avec 4 poches	00100125 (T2M2 42 170 450/1150N)
	6 Taschenausführung	6 buckle units	groupe avec 6 poches	00100126 (T2M2 42 170 450/1200N)
	T700/T800.1 FW III+IV	T700/T800.1 unit III+IV	T700/T800.1 groupe III+IV	
	2 Taschenausführung	2 buckle units	groupe avec 2 poches	00100122 (T2M2 42 170 450/1000N)
	4 Taschenausführung	4 buckle units	groupe avec 4 poches	00100124 (T2M2 42 170 450/1100N)
7	Distanzring	distance ring	bague de distance	35.5728.02
8	Scheibe	disc	disque	0095687.5 (10,5 DIN9021)
9	Gummifeder	rubber spring	ressort plastique	10.5719.02
10	Sechskantschraube	hexagon screw	vis à six pans	0090601.5 (M10x35 DIN933)
11	Sechskantschraube	hexagon screw	vis à six pans	0090586.5 (M10x25 DIN933)
12	Anschlaglasche	bar	barre	17.5744.05
13	Biegefeder	spring	ressort	10.5785.01
14	Hutmutter	cap nut	ecrou à chapeau	0093658.5 (M10 DIN1587)
15	Zylinderstift	pin	goupille	00093898 (6x20 DIN6325)
16	Sechskantschraube	hexagon screw	vis à six pans	0090601.5 (M10x35 DIN933)
17	Gasdruckfeder	gas pressure spring	ressort de pression de gaz	
	T700 FW I+II (68cm)	T700 unit I+II (68cm)	T700 groupe I+II (68cm)	
	4 Taschenausführung	4 buckle units	groupe avec 4 poches	00100122(*) (T2M2 42 170 450/1000N)
	6 Taschenausführung	6 buckle units	groupe avec 6 poches	00100122(*) (T2M2 42 170 450/1000N)
	T800.1 FW I+II (78cm)	T800.1 unit I+II (78cm)	T800.1 groupe I+II (78cm)	
	4 Taschenausführung	4 buckle units	groupe avec 4 poches	00100124 (T2M2 42 170 450/1100N)
	6 Taschenausführung	6 buckle units	groupe avec 6 poches	00100125 (T2M2 42 170 450/1150N)
	T700/T800.1 FW III+IV	T700/T800.1 unit III+IV	T700/T800.1 groupe III+IV	
	2 Taschenausführung	2 buckle units	groupe avec 2 poches	00100121 (T2M2 42 170 450/950N)
	4 Taschenausführung	4 buckle units	groupe avec 4 poches	00100121 (T2M2 42 170 450/950N)
18	Haubenträger	holder	support	
	T700 FW I+II (68cm)	T700 unit I+II (68cm)	T700 groupe I+II (68cm)	17.5764.04 (*)
	T800.1 FW I+II (78cm)	T800.1 unit I+II (78cm)	T800.1 groupe I+II (78cm)	17.5764.15 (*)
	T700/T800.1 FW III+IV	T700/T800.1 unit III+IV	T700/T800.1 groupe III+IV	17.5764.03
19	Stütze rechts	holder right	support droite	17.5741.00
20	Stütze links	holder left	support gauche	17.5741.01
21	Füllstück	guard	protection	
	T700/T800.1 FW III+IV	T700/T800.1 unit III+IV	T700/T800.1 groupe III+IV	
	2 Taschenausführung	2 buckle units	groupe avec 2 poches	17.5761.19
	4 Taschenausführung	4 buckle units	groupe avec 4 poches	17.5761.21
	6 Taschenausführung	6 buckle units	groupe avec 6 poches	17.5761.23
22	Anschraubescharnier	hinge	charnière	00101613 (1039-U15)
23	Zylinderschraube	hexagon screw	vis à six pans	0089003.5 (M8x25 DIN912)

(*) auch FWII-T800.1
mit 68cm max.
Arbeitsbreite

also 8-page unit
T800.1 with 68cm.
max. Sheet size

aussi groupe II - T800.1
avec largeur max. 68cm

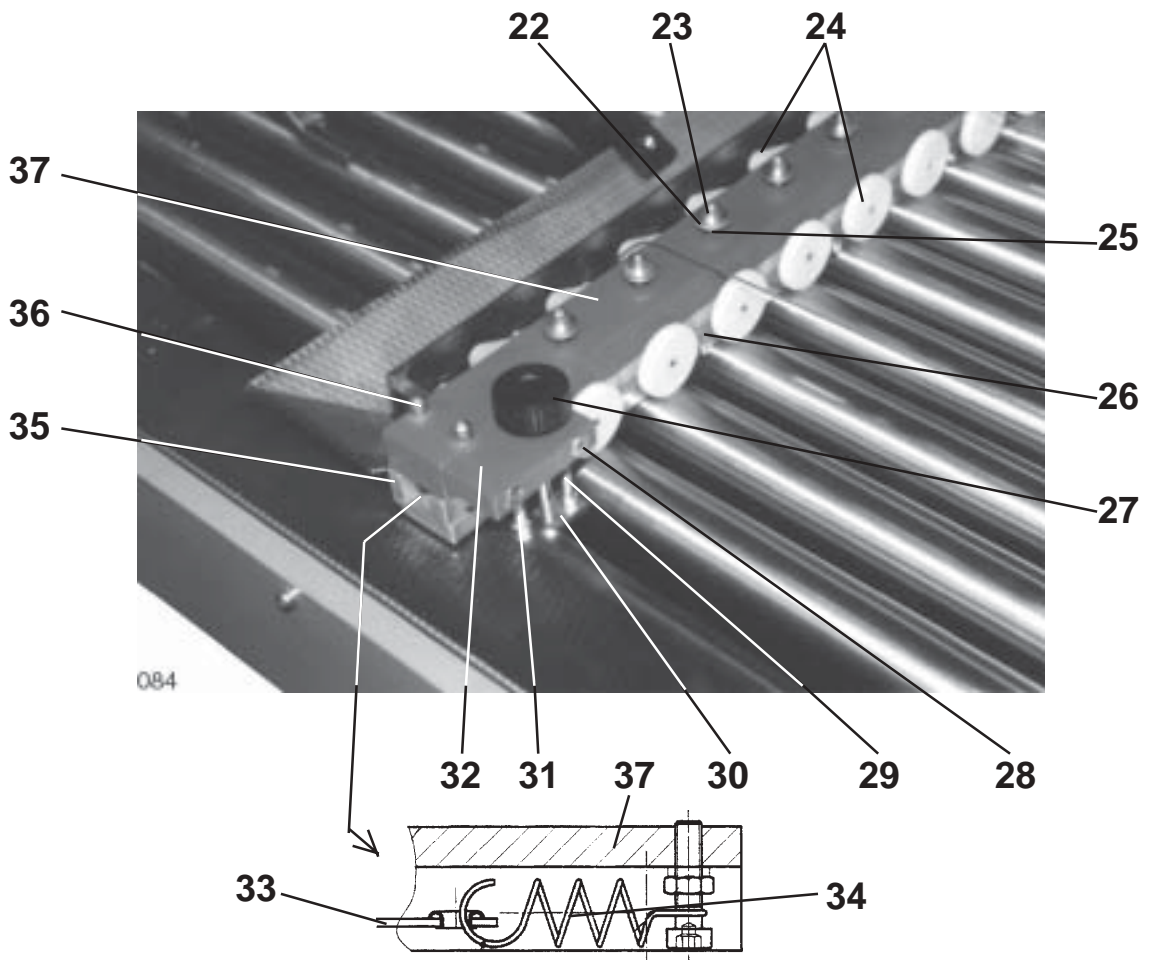
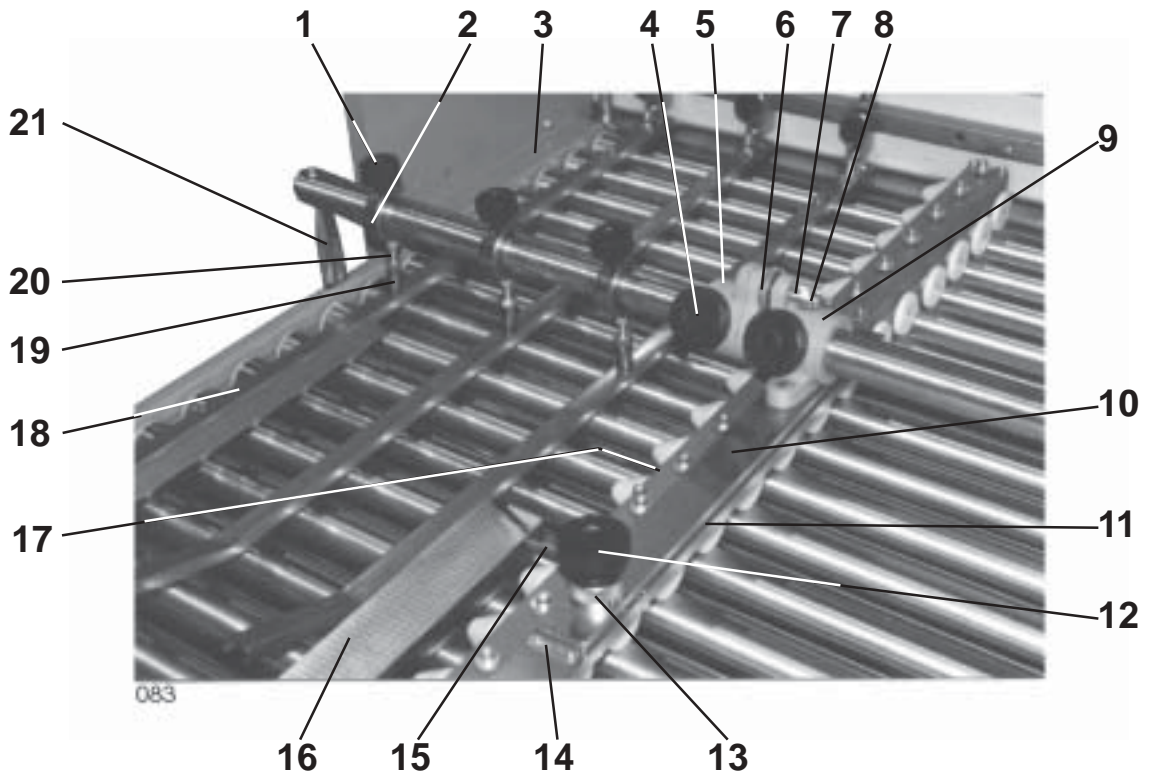


1	Haltestange	bar	barre		
	T700 FW II (68cm)	T700 unit II (68cm)	T700 groupe II (68cm)	17.7321.02 (*)	
	T800.1 FW II (78cm)	T800.1 unit II (78cm)	T800.1 groupe II (78cm)	17.7321.020	
2	Einlaufblech	infeed plate	tôle d'introduction		
	T700 FW II (68cm)	T700 unit II (68cm)	T700 groupe II (68cm)	17.5161.10 (*)	
	T800.1 FW II (78cm)	T800.1 unit II (78cm)	T800.1 groupe II (78cm)	17.5161.050/49	
3	Abdeckblech	cover plate	tôle de recouvrement	17.7361.25	
4	Stange	bar	barre	17.7321.08	
5	Niederhalteseil	smoother rope	corde d'abat feuille		
	T700 FW II (68cm)	T700 unit II (68cm)	T700 groupe II (68cm)	17.7300.17 (*)	(A=730mm)
	T800.1 FW II (78cm)	T800.1 unit II (78cm)	T800.1 groupe II (78cm)	17.7300.35	(A=870mm)
6	Schrägrolle Kpl.	cross carrier roller cpl.	rouleau cpl.		
	T700 FW II (68cm)	T700 unit II (68cm)	T700 groupe II (68cm)	17.7400.01 (*)	
	T800.1 FW II (78cm)	T800.1 unit II (78cm)	T800.1 groupe II (78cm)	17.7400.009	
7	Einlaufblech	infeed plate	tôle d'introduction		
	T700 FW II (68cm)	T700 unit II (68cm)	T700 groupe II (68cm)	17.7361.12 (*)	
	T800.1 FW II (78cm)	T800.1 unit II (78cm)	T800.1 groupe II (78cm)	17.7361.079	
8	Niederhalteblech	smoother plate	tôle d'abat feuille		
	T700 FW II (68cm)	T700 unit II (68cm)	T700 groupe II (68cm)	17.7361.34 (*)	
	T800.1 FW II (78cm)	T800.1 unit II (78cm)	T800.1 groupe II (78cm)	17.7361.35	
9	Niederhalter	smoother	abat feuille	17.7353.07	
10	Transportrolle Kpl.	transport roller cpl.	rouleau de transport cpl.	17.7300.28	
11	Gummiring	rubber ring	bague plastique	17.7319.06	
12	Niederhalter	smoother	abat feuille	17.7353.09	
13	Rändelhohlschraube	knurled screw	vis moletée	00095810	(M6x15 GN421)
14	Niederhalter	smoother	abat feuille	01.7264.00	
15	Werkzeug	tools	outils	17.7200.07	
16	Abdeckblech	cover plate	tôle de recouvrement	17.7361.27	
17	Niederhalter	smoother	abat feuille		
	bei FW I-T700(68cm)	by unit I-T700 (68cm)	à groupe I-T700 (68cm)	17.7353.05	(A=800mm)
	bei FW I-T800.1(78cm)	by unit I-T800.1 (78cm)	à groupe I-T800.1 (78cm)	17.7353.11	(A=660mm)
18	Niederhalter	smoother	abat feuille	70 530 070	
19	Halter	holder	support	14.6415.02	
20	Winkel	bar	barre	17.7353.08	
21	Rändelhohlschraube	knurled screw	vis moletée	00095810	(M6x15 GN421)
22	Niederhalter	smoother	abat feuille	17.7353.07	
23	Feder	spring	ressort	00102640	(Z-089)
24	Halter	holder	support	35.6953.01	
25	Lasche	holder	support	17.7315.00	
26	Rändelhohlschraube	knurled screw	vis moletée	00095810	(M6x15 GN421)
	Pos 9 + 12 + 13	pos 9 + 12 + 13	pos 9 + 12 + 13		
	Niederhalter Kpl.	smoother cpl.	guide feuille cpl.	17.7300.13	
	Pos. 17-21	pos. 17-21	pos. 17-21		
	Niederhalter Kpl.	smoother cpl.	guide feuille cpl.		
	bei FW I-T700(68cm)	by unit I-T700 (68cm)	à groupe I-T700 (68cm)	17.7300.09	(A=800mm)
	bei FW I-T800(78cm)	by unit I-T800 (78cm)	à groupe I-T800 (78cm)	17.7300.34	(A=660mm)
	Pos. 22-26	pos. 22-26	pos. 22-26		
	Niederhalter Kpl.	smoother cpl.	guide feuille cpl.	17.7300.12	

(*) auch FWII-T800.1
 mit 68cm max.
 Arbeitsbreite

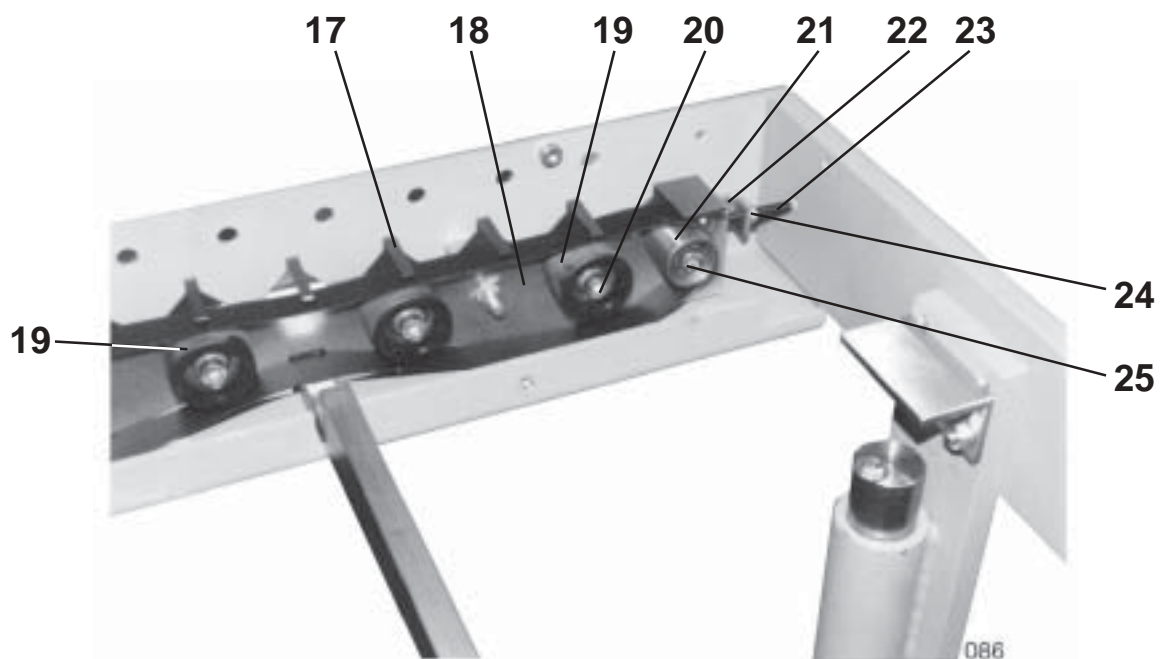
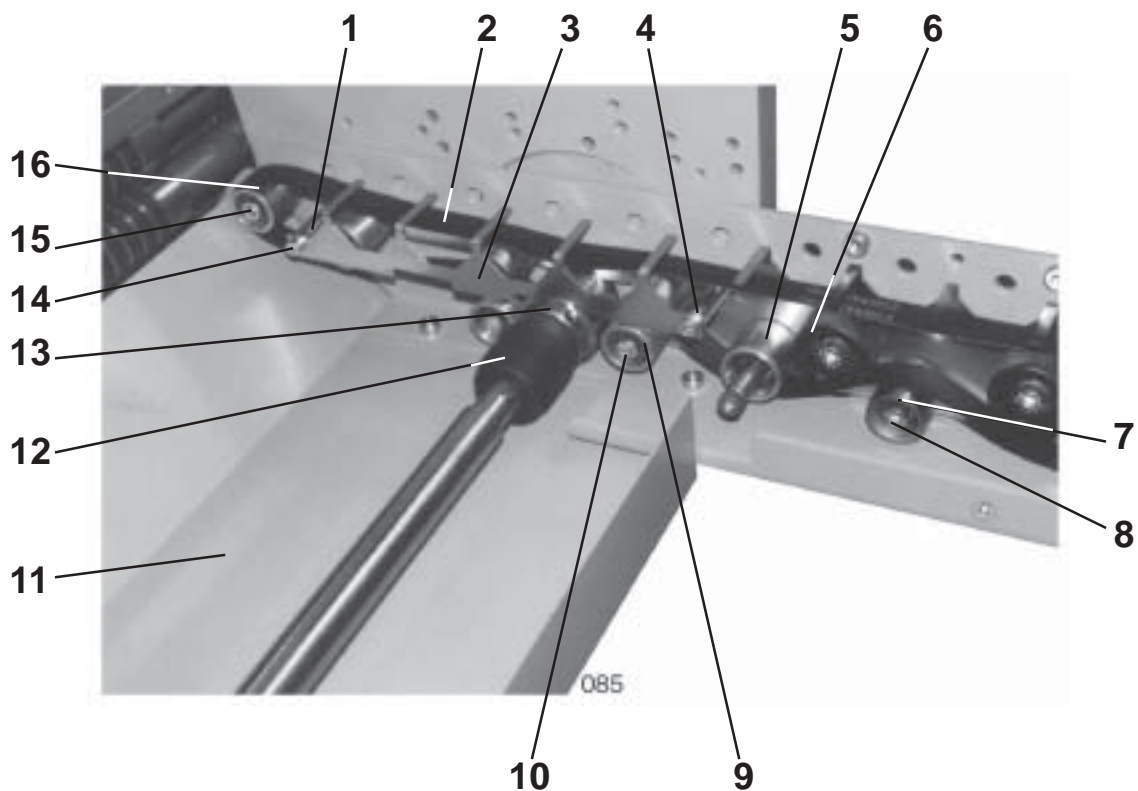
also 8-page unit
 T800.1 with 68cm.
 max. sheet size

aussi groupe II - T800.1
 avec largeur max. 68cm





1	Kordelgriff	knurled grip	poignée	00100257	(32-M6x10 SW- GN534)
2	Stellring	collar	bague	17.7328.03	
3	Niederhalterblech T700 FW II (68cm) T800.1 FW II (78cm)	smoother plate T700 unit II (68cm) T800.1 unit II (78cm)	tôle d'abat feuille T700 groupe II (68cm) T800.1 groupe II (78cm)	17.7361.54 (*) 17.7361.53	
4	Griff	handle	levier	13.2800.01	
5	Stellstück	adjustment piece	pièce de réglage	35.7212.01	
6	Rändelmutter	knurled screw	vis moletée	0087148.5	(M8 DIN467)
7	Stiftschraube	screw	vis	35.7203.00	
8	Hutmutter	cap screw	ecrou à chapeau	0093641.5	(M8 DIN1587)
9	Stellstück	adjustment piece	pièce de réglage	35.7212.00	
10	Leiste	bar	barre	2.0.7244.010	
11	Träger	bar	barre	17.7215.01	
12	Griff	handle	levier	00100266	(M8x40 GN534)
13	Excentergriff	excenter grip	levier excentrique	10 420 030	
14	Maßstab	scale	échelle graduée	50 670 010	
15	Stehbolzen	stay bolt	entretoise	17.7225.00	
16	Einlaufblech	infeed plate	tôle d'introduction feuille	17.7261.04	
17	Lineal	ruler	règle	17.7261.07	
18	Niederhalterblech	smoother plate	tôle d'abat feuille	17.7353.11	
19	Feder	spring	ressort	00102749	(D150D)
20	Zylinderschraube	cylinder screw	vis cylindrique	0089086.5	(M8x55 DIN912)
21	Bolzen	bolt	axe	17.7325.00	
22	Scheibe	disc	disque	0095073.5	(5,3 DIN 7349)
23	Zylinderschraube	cylinder screw	vis cylindrique	0088716.5	(M5x30 DIN912)
24	Doppelrolle	double roller	rouleau double	17.7200.00	
25	Feder	spring	ressort	00102772	(D165C)
26	Führungsschiene	slide bar	glisière de barre	17.7261.11	
27	Kordelgriff mit Stiftschraube	knurled grip with screw	poignée avec vis	00100268 0091403.5	(32-M6 GN534) (M6x60 DIN939)
28	Senkschraube	screw	vis	0095344.5	(M5x35 DIN7991)
29	Sechskantschraube	hexagon screw	vis à six pans	0090316.5	(M5x50 DIN933)
30	Halter	holder	support	17.7244.03	
31	Sechskantschraube	hexagon screw	vis à six pans	0090290.5	(M5x40 DIN933)
32	Klotz	block	bloc	17.7244.01	
33	Niederhalteband	smoother flat belt	courroie de guide feuille	17.7200.05	
34	Feder	spring	ressort	00102562	(10-3-1 Knörzer)
35	Doppelrollenleiste	double roller bar	barre de roulette double	17.7251.01	
36	Zylinderschraube	cylinder screw	vis cylindrique	0088716.5	(M5x30 DIN912)
37	Verstärkungsleiste	reinforcing bar	barre de renforcement	17.7241.00	

(*) auch FWII-T800.1 mit 68cm max. Arbeitsbreite
 also 8-page unit T800.1 with 68cm. max. sheet size
 aussi groupe II - T800.1 avec largeur max. 68cm



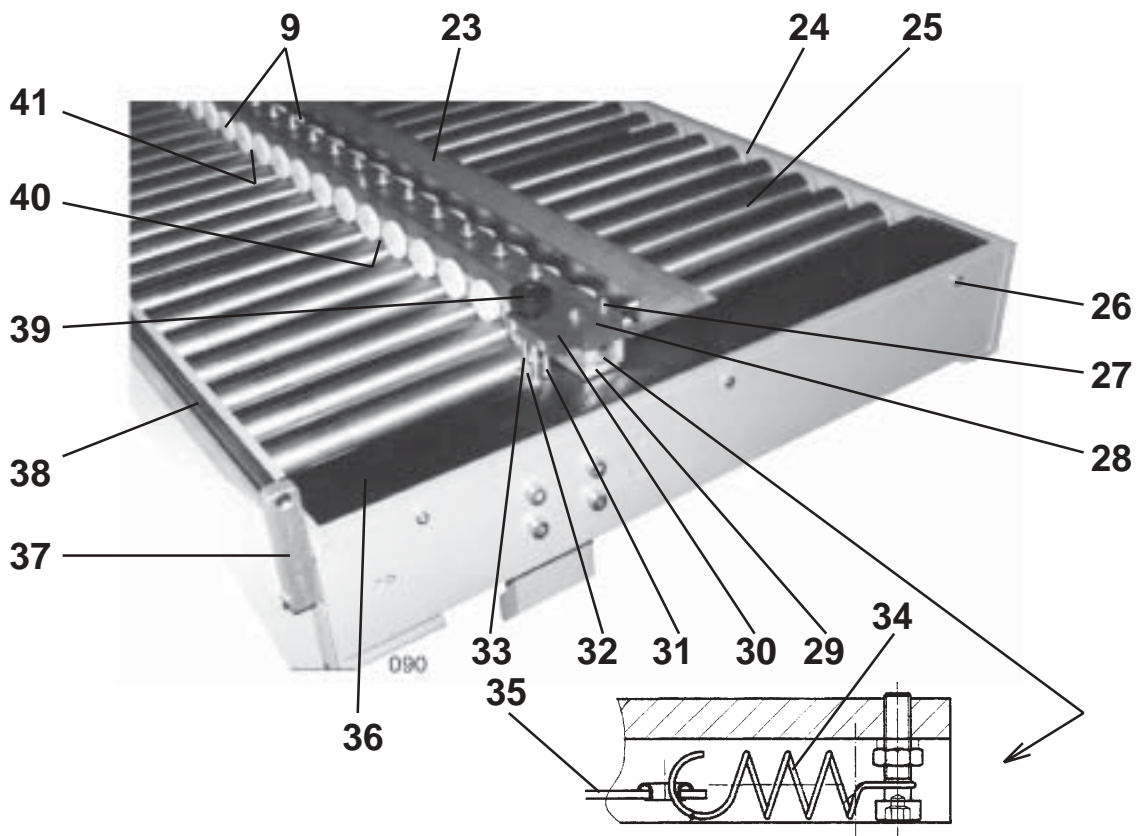
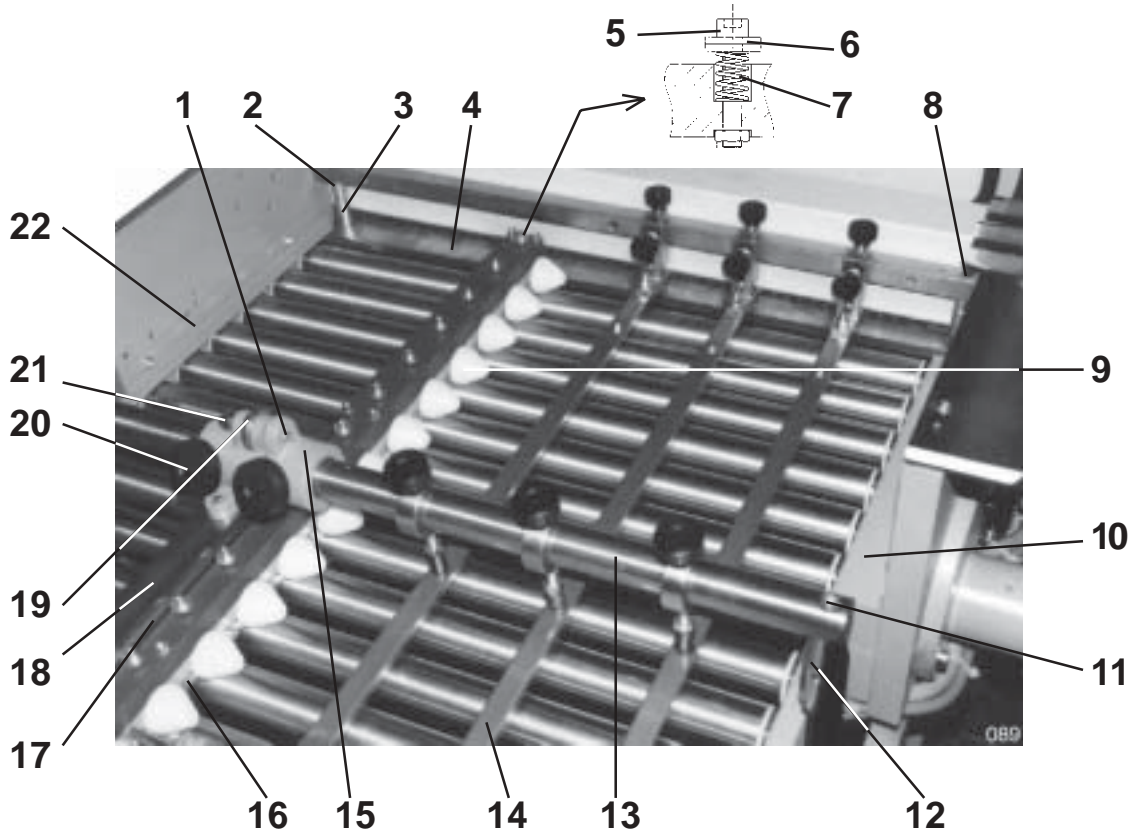
1	Distanz	distance	distance	17.7328.01	
2	Band	flat belt	courroie	0106164	(NE 21 20x3240)
3	Fingerschutz	finger protection	protection des dés	17.7361.19	
4	Distanz	distance	distance	17.7328.05	
5	Bandrolle	tape roller	poulie	17.7300.27	
6	Bandspannrolle	bearing	roulement	00111781	(F56.202 INA)
7	Bandrolle Kpl.	tape roller cpl.	poulie cpl.	35.7300.09	
8	Zylinderschraube	cylinder screw	vis cylindrique	0089011.5	(M8x30 DIN912)
9	Bandrolle Kpl.	tape roller cpl.	poulie cpl.	35.7300.14	
10	Zylinderschraube	cylinder screw	vis cylindrique	0089052.5	(M8x45 DIN912)
11	Schutzblech	guard	protection		
	T700 FW II (68cm)	T700 unit II (68cm)	T700 groupe II (68cm)	17.7361.08 (*)	
	T800.1 FW II (78cm)	T800.1 unit II (78cm)	T800.1 groupe II (78cm)	17.7361.077	
12	Kupplungsstück	coupling piece	pièce d'accouplement	01.5200.15	
13	Riemenscheibe	pulley	poulie	1.0.5232.310	
14	Zylinderschraube	cylinder screw	vis cylindrique	0088899.5	(M6x55 DIN912)
15	Zylinderschraube	cylinder screw	vis cylindrique	0089045.5	(M8x40 DIN912)
16	Bandrolle Kpl.	tape roller cpl.	poulie cpl.	35.7300.09	
17	Schutz	guard	protection	17.7361.42	
18	Antriebsplatte	driving plate	tole de commande	17.7364.14	
19	Bandspannrolle	bearing	roulement	00111781	(F56.202 INA)
20	Zylinderschraube	cylinder screw	vis cylindrique	0089011.5	(M8x30 DIN912)
21	Bandrolle Kpl.	tape roller cpl.	poulie cpl.	35.7300.09	
22	Riemenspanner	belt tension lever	levier de tendeur	17.7344.12	
23	Gewindestift	screw	vis cylindrique	0089658.5	(M6x40 DIN913)
24	Mutter	nut	ecrou	0090852.5	(M6 DIN934)
25	Zylinderschraube	cylinder screw	vis cylindrique	0089045.5	(M8x40 DIN912)

(*) auch FWII-T800.1 mit 68cm max. Arbeitsbreite
 also 8-page unit T800.1 with 68cm. max. sheet size
 aussi groupe II - T800.1 avec largeur max. 68cm



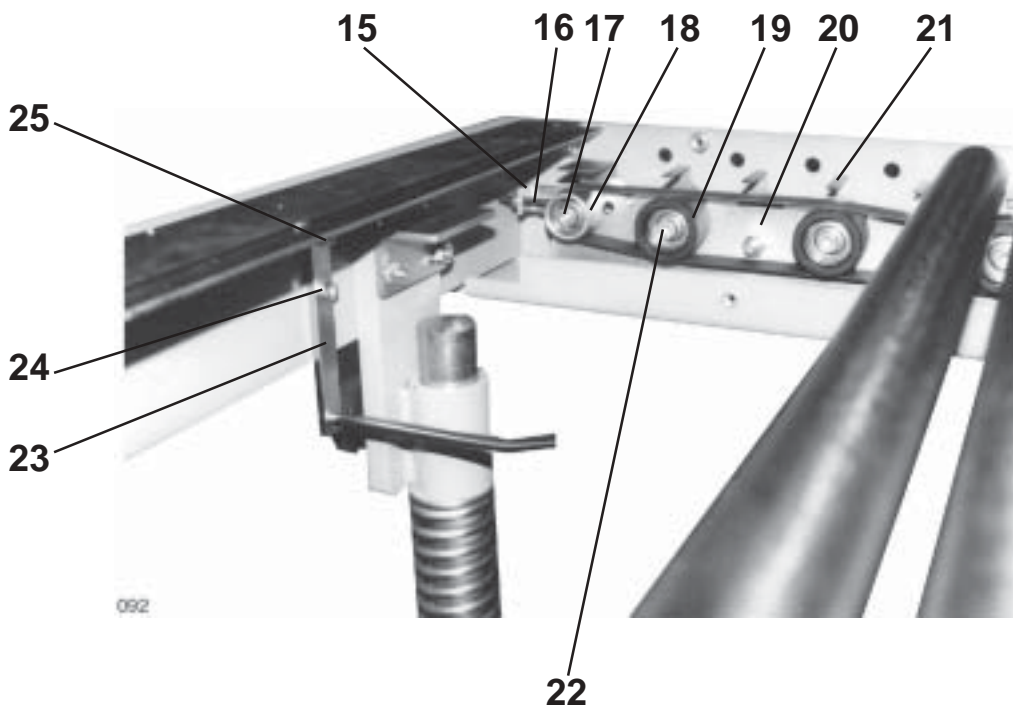
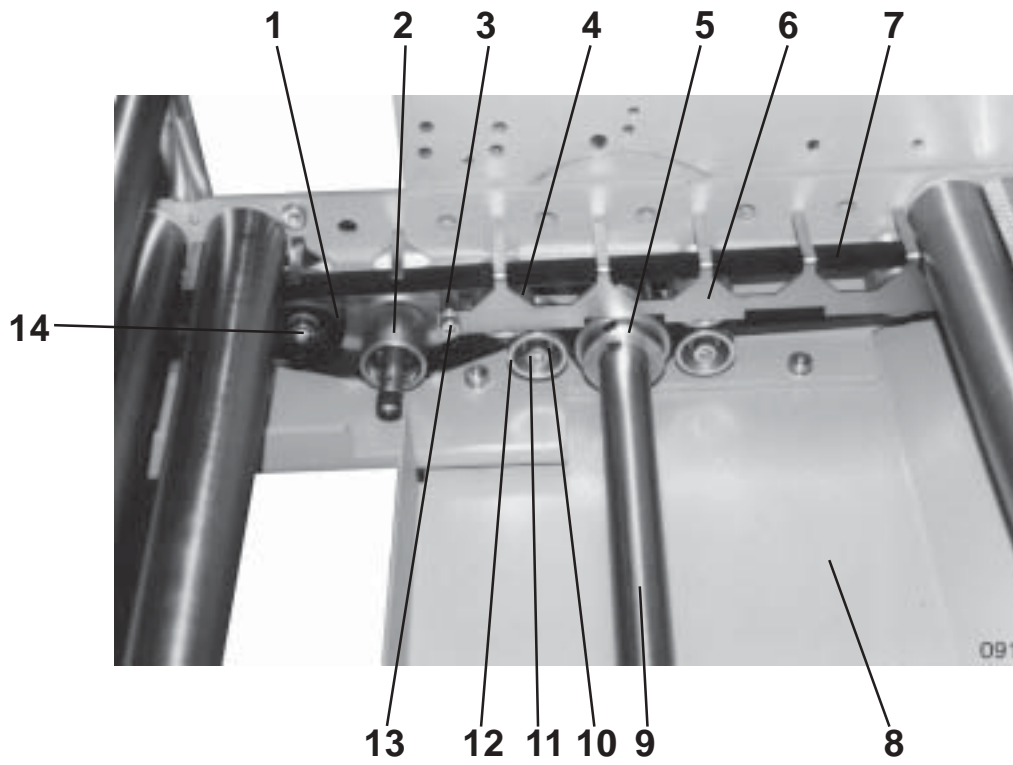
1	Schutzblech	guard	protection	
	T700 FW II (68cm)	T700 unit II (68cm)	T700 groupe II (68cm)	17.7161.02 (*)
	T800.1 FWII(78cm)	T800.1 unitII(78cm)	T800.1 groupell(78cm)	17.7161.36
2	Stellring	collar	bague	0088393.5 (A25 DIN705)
3	Bolzen	bolt	axe	5.0.7725.010
4	Rad	wheel	roulette	70 630 011
5	Traverse	traverse	traverse	
	T700 FW II (68cm)	T700 unit II (68cm)	T700 groupe II (68cm)	17.7341.04 (*)
	T800.1 FWII(78cm)	T800.1 unitII(78cm)	T800.1 groupell(78cm)	17.7341.019
6	Kabelhalter	holder	support	81.8500.16
7	Kordelschraube	knurled screw	vis moletée	35.7100.64
8	Halter	holder	support	17.7164.05
9	Druckfeder	pression spring	ressort de pression	70 480 010
10	Stütze	holder	support	17.7121.02
11	Linsenschraube	screw	vis moletée	0096065.5 (ULS M8x25)
12	Stellring	collar	bague	17.7303.00
13	Lenkrolle	caster wheel	roue de guidage	00104513 (2477 DIK 125 R05)
14	Rollenlager	bearing	roulement	00110486 (32510-40)

(*) auch FWII-T800.1 mit 68cm max. Arbeitsbreite also 8-page unit T800.1 with 68cm. max. sheet size aussi groupe II - T800.1 avec largeur max. 68cm


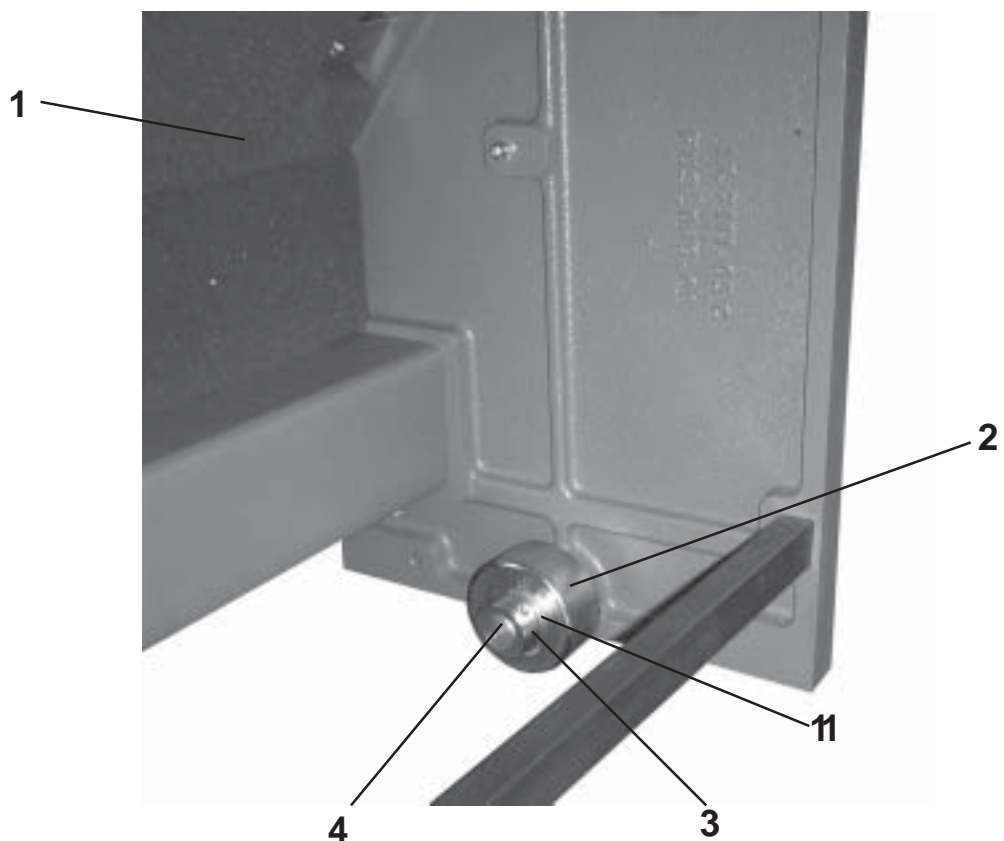


1	Stiftschraube	screw	vis	35.7203.00	
2	Distanzhülse	distance	distance	10.5128.01	
3	Distanzhülse	distance	distance	10.5128.00	
4	Einlaufblech	infeed plate	tôle d'introduction		
	T700 FW III	T700 unit III	T700 groupe III	17.5161.12	
	T800.1 FW III	T800.1 unit III	T800.1 groupe III	17.5161.12	
5	Zylinderschraube	cylinder screw	vis cylindrique	0088716.5	(M5x30 DIN912)
6	Scheibe	disc	disque	0095073.5	(5,3 DIN7349)
7	Feder	spring	ressort	00102772	(D-165C DIN2098)
8	Zylinderschraube	cylinder screw	vis cylindrique	0088872.5	(M6x40 DIN912)
9	Doppelrolle	double roll	rouleau double	17.7200.00	
10	Niederhalteblech	smoother plate	tôle d'abat feuille	17.7361.56	
11	Zylinderschraube	cylinder screw	vis cylindrique	0089052.5	(M8x45 DIN912)
12	Bolzen	bolt	axe	17.7325.00	
13	Stellstange	adjustment bar	barre de réglage	17.7321.18	
14	Niederhalter Kpl.	smoother cpl.	abat feuille cpl.		
	bei FW II-T700 (68cm)	by unit II-T700 (68cm)	groupe II-T700 (68cm)	17.7300.09(*)	(800 mm)
	bei FW II-T800.1 (78cm)	by unit II-T800.1 (78cm)	groupe II-T800.1 (78cm)	17.7300.34	(660 mm)
15	Stellstück	adjustment piece	pièce de réglage	35.7212.01	
16	Lineal	ruler	régle	17.7261.08	
17	Träger	bar	barre	17.7215.02	
18	Leiste	bar	barre	2.0.7244.010	
19	Rändelmutter	knurled nut	écrou moletée	0087148.5	(M8 DIN467)
20	Griff	handle	levier	13.2800.01	
21	Hutmutter	cap nut	écrou à chapeau	0093641.5	(M8 DIN1587)
22	Abdeckblech	cover plate	tôle de recouvrement	17.7361.26	
23	Einlaufblech	infeed plate	tôle d'introduction	17.7261.05	
24	Niederhalteblech	smoother plate	tôle d'abat feuille	17.7361.36	
25	Schrägrolle	cross carrier roller	rouleau	17.7400.00	
26	Zylinderschraube	cylinder screw	vis cylindrique	0088708.5	(M5x25 DIN912)
27	Zylinderschraube	cylinder screw	vis cylindrique	0088716.5	(M5x30 DIN912)
28	Verstärkungsleiste	reinforcing bar	barre de renforcement	17.7241.01	
29	Doppelrollenleiste	double roller bar	barre de rouleau double	17.7251.02	
30	Klotz	block	bloc	17.7244.01	
31	Sechskantschraube	hexagon screw	vis à six pans	0090290.5	(M5x40 DIN933)
32	Halter	holder	support	17.7244.03	
33	Sechskantschraube	hexagon screw	vis à six pans	0090316.5	(M5x50 DIN933)
34	Feder	spring	ressort	00102562	(10-3-1 Knörzler)
35	Niederhalteband	smoother flat belt	courroie de guide feuille	17.7200.05	
36	Einlaufblech	infeed plate	tôle d'introduction	17.7361.13	
37	Halter	holder	support	17.7344.11	
38	Stange	bar	barre	17.7321.08	
39	Kordelgriff mit Stiftschraube	knurled grip with screw	poignée avec vis	00100268 0091403.5	(32-M6 GN534) (M6x60 DIN939)
40	Führungsschiene	slide bar	glissière de barre	17.7261.11	
41	Führungsschiene	slide bar	glissière de barre	17.7261.10	


(*) auch FWII-T800.1 mit 68cm max. Arbeitsbreite
 also 8-page unit T800.1 with 68cm. max. sheet size
 aussi groupe II - T800.1 avec largeur max. 68cm



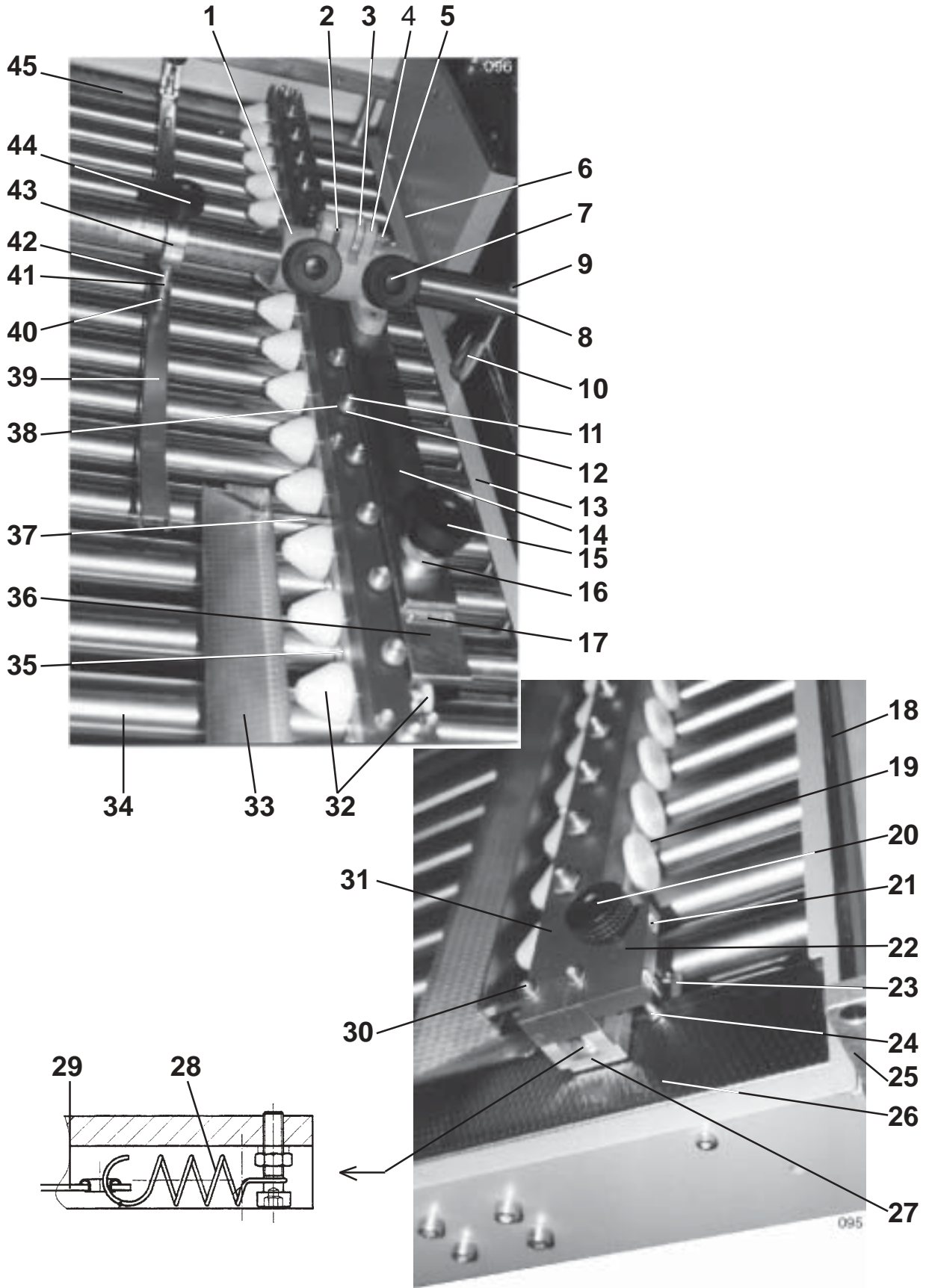
1	Bandspannrolle	bearing	roulement	00111781	(F56.202 INA)
2	Bandrolle	tape roller	roulette	17.7300.27	
3	Distanz	distance	distance	17.7328.05	
4	Bandrolle Kpl.	tape roller cpl.	roulette cpl.	35.7300.09	
5	Riemenscheibe	pulley	poulie	1.0.5232.310	
6	Fingerschutz	finger protection	protection des dés	17.7361.19	
7	Band	flat belt	courroie	0106164	(NE 21 20x3240)
8	Schutzblech	guard	protection	17.7361.10	
9	Welle	shaft	arbre	17.5221.04	
10	Bandspannrollenllager	bearing	roulement	00111799	(F80.491 INA)
11	Zylinderschraube	cylinder screw	vis cylindrique	0089052.5	(M8x45 DIN912)
12	Laufrolle	roller	roulette	17.7332.00	
13	Zylinderschraube	cylinder screw	vis cylindrique	0088880.5	(M6x45 DIN912)
14	Zylinderschraube	cylinder screw	vis cylindrique	0089011.5	(M8x30 DIN912)
15	Riemenspanner	belt tension lever	levier de tendeur	17.7344.12	
16	Gewindestift	screw	vis cylindrique	0089658.5	(M6x40 DIN913)
17	Zylinderschraube	cylinder screw	vis cylindrique	0089045.5	(M8x40 DIN912)
18	Bandrolle Kpl.	tape roller cpl.	roulette cpl.	35.7300.09	
19	Bandspannrolle	bearing	roulement	00111781	(F56.202 INA)
20	Antriebsplate	driving plate	tôle de commande	17.7364.14	
21	Schutz	guard	protection	17.7361.43	
22	Zylinderschraube	cylinder screw	vis cylindrique	0089011.5	(M8x30 DIN912)
23	Kabelhalter	holder	support	81.8500.16	
24	Zylinderschraube	cylinder screw	vis cylindrique	0088823.5	(M6x20 DIN912)
25	Anschlag	sheet stop	butée	35.7153.00	
	Pos. 10-12	pos. 10-12	pos. 10-12		
	Bandrolle Kpl.	tape roller cpl.	roulette cpl.	17.7300.14	



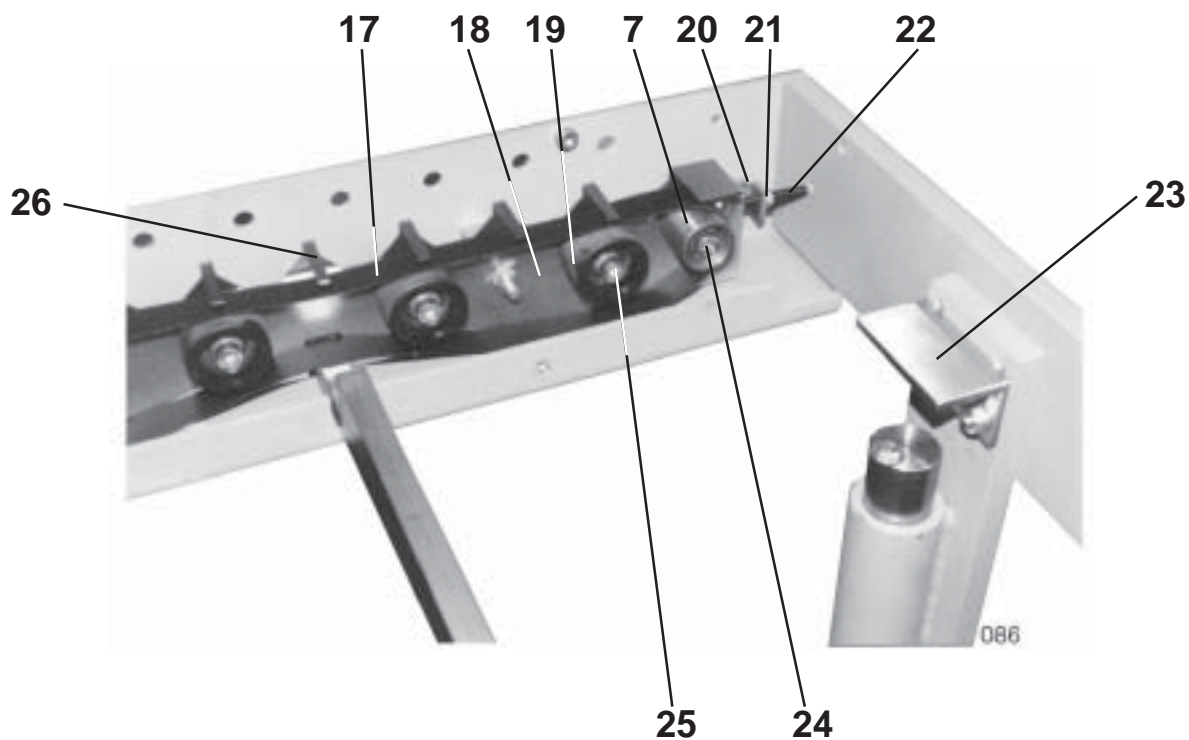
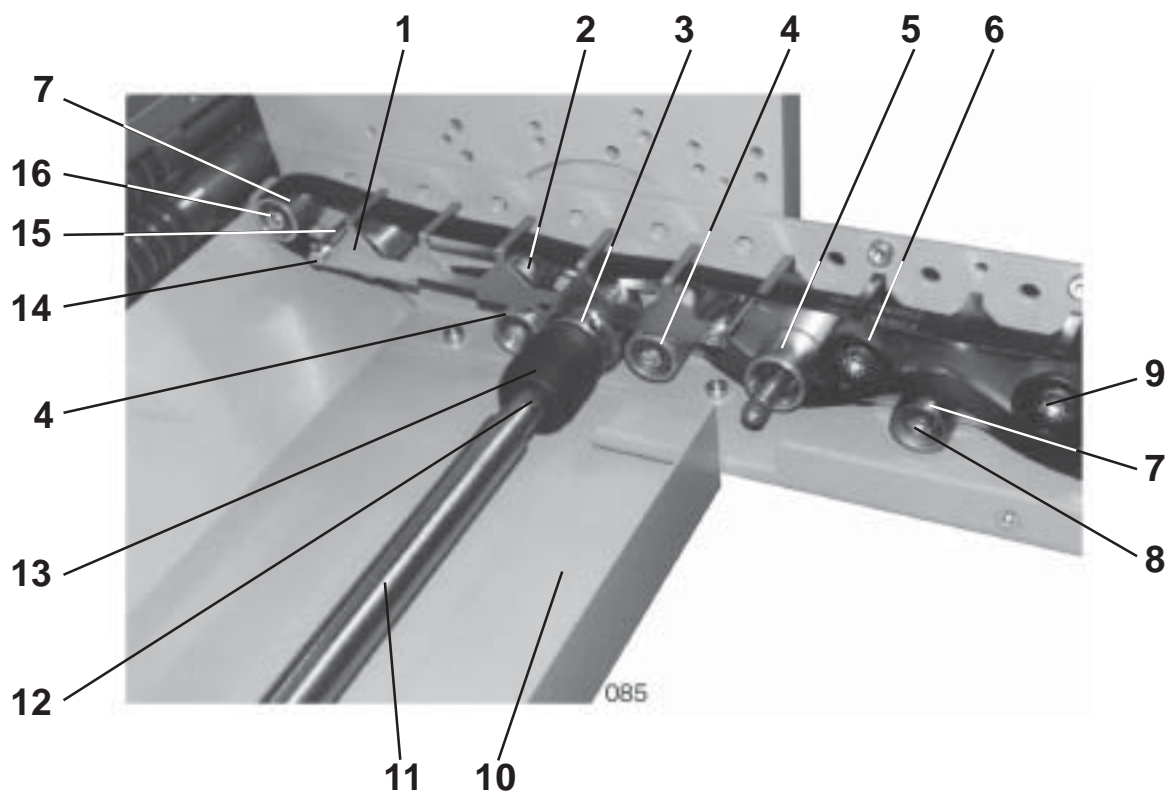
1	Schutzblech T700/T800.1 FW III T700/T800.1 FWI IV	guard T700/T800.1 unit III T700/T800.1 unit IV	protection T700/T800.1 groupe III T700/T800.1 groupe IV	17.7161.04 17.7161.05	
2	Rad	wheel	roulette	70 630 011	
3	Stellring	collar	bague	0088393.5	(A25 DIN705)
4	Bolzen	bolt	axe	5.0.7725.010	
5	Halter	holder	suport	4.0.7144.010	
6	Kordelschraube	knurled screw	vis moletée	35.7100.64	
7	Druckfeder T700/T800.1 FW III T700/T800.1 FW IV	spring T700/T800.1 unit III T700/T800.1 unit IV	ressort T700/T800.1 groupe III T700/T800.1 groupe IV	70 480 010 01.7181.00	
8	Stellring	collar	bague	17.7303.00	
9	Stütze T700/T800.1 FW III 4 Ta FW III 2 Ta FW IV 4 Ta FW IV 2 Ta	holder T700/T800.1 unit III 4 buckles unit III 2 buckles unit IV 4 buckles unit IV 2 buckles	support T700/T800.1 groupe III 4 poches groupe III 2 poches groupe IV 4 poches groupe IV 2 poches	4.0.7121.060 4.0.7121.070 17.7121.03 17.7121.04	
10	Lenkrolle	caster wheel	roue de guidage	00104513	(2477 DIK 125 RO5)
11	Rollenlager	bearing	roulement	00110486	(32510-40)



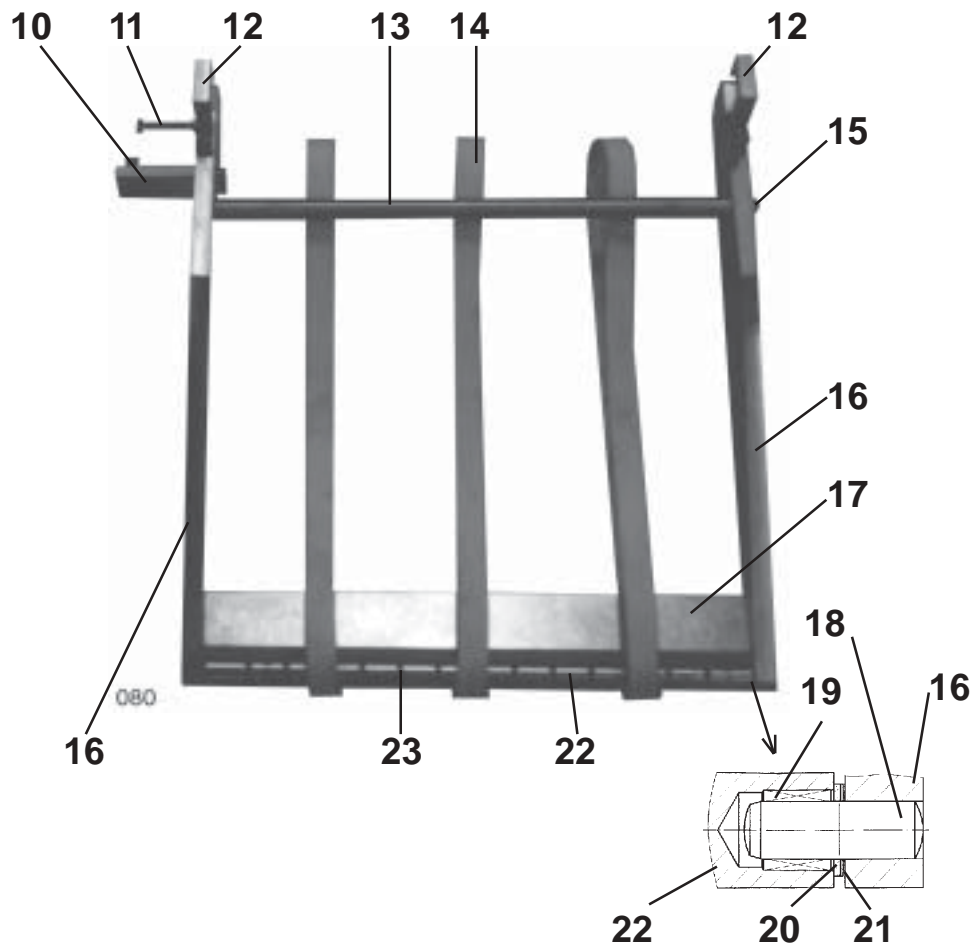

1	Niederhalter	smoother	guide feuille		
	T700 FW II und T700 FW III/ T700 8 page unit and T700 16 page unit/ T700 groupe II et T700 groupe III			17.7353.05(*)	(A=800 mm)
	T800.1 FW II und T800.1 FW III/ T800 8pg unit and T800.1 16pg unit/ T800.1 groupe II et T800.1 groupe III			17.7353.11	(A=660 mm)
	T800.1 FW II und T700 FW III/ T800.1 8 page unit and T700 16pg unit/ T800.1 groupe II et T700 groupe III			17.7353.11	(A=660 mm)
	T700/T800.1 FW III + IV/ T700/T800.1 16 page unit + 32 page unit/ T700/T800.1 groupe III + IV			17.7353.06	(A=670 mm)
2	Feder	spring	ressort	00102749	(D150 DIN2098)
3	Zylinderschraube	cylinder screw	vis cylindrique	0089086.5	(M8x55 DIN912)
4	Stellring	collar	bague	17.7328.03	
5	Kordelgriff	knurled grip	poignée	00100257	(M6x10 SW GN534-32)
6	Transportrolle Kpl.	transport roller cpl.	roulette de transport cpl.	17.7300.28	
7	Niederhalter Kpl.	smoother cpl.	guide feuille cpl.		
	T700/T800.1 FW II + IV/ T700/T800.1 8 page unit + 32 page unit/ T700/T800.1 groupe II + IV			17.7300.13	
8	Niederhalter	smoother	guide feuille	01.7264.00	
9	Werkzeug	tools	outils	17.7200.07	
10	Niederhalterseil Kpl.	smoother rope cpl.	corde d'abat feuille cpl.		
	T700/T800.1 FW III + IV/ T700/T800.1 16 + 32 page unit/ T700/T800.1 groupe III + IV			17.7300.18	(A=600 mm)
11	Winkel	bar	barre	17.7353.08	
12	Halter	holder	support	70 500 260	
13	Rändelhohlschraube	knurled screw	vis moletée	00095810	(M6x15 GN421)
14	Niederhalterseil Kpl.	smoother rope cpl.	corde d'abat feuille cpl.		
	T700/T800.1 FW III/ T700/T800.1 16 page unit/ T700/T800.1 groupe III			17.7300.15	
	Pos. 1-5 + 11-13	pos. 1-5 + 11-13	pos. 1-5 + 11-13		
	Niederhalter Kpl.	smoother cpl.	guide feuille cpl.		
	T700 FW II und T700 FW III/ T700 8 page unit and T700 16 page unit/ T700 groupe II et T700 groupe III			17.7300.09(*)	(A=800mm)
	T800.1 FW II und T800.1 FW III/ T800.1 8pg unit and T800.1 16pg unit/T800.1 groupe II et T800.1 groupe III			17.7300.34	(A=660mm)
	T800.1 FW II und T700 FW III/ T800.1 8pg unit and T700 16pg unit/T800.1 groupe II et T700 groupe III			17.7300.34	(A=660mm)
	T700/T800.1 FW III + IV/ T700/T800.1 16 page unit + 32 page unit/ T700/T800.1 groupe III + IV			17.7300.11	(A=670mm)
(*)	auch FWII-T800.1 mit 68cm max. Arbeitsbreite	also 8-page unit T800.1 with 68cm. max. sheet size	aussi groupe II - T800.1 avec largeur max. 68cm		



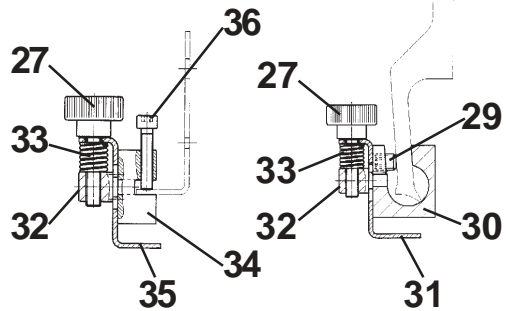
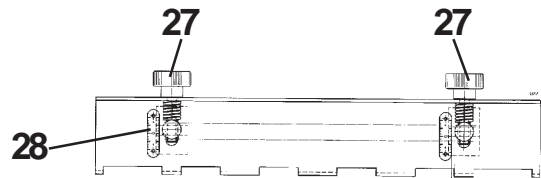
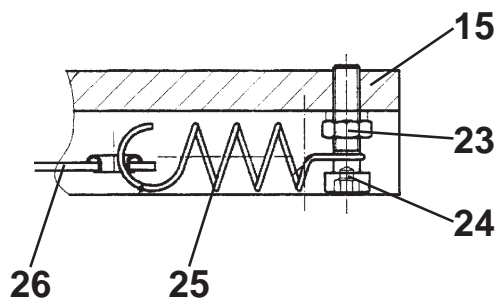
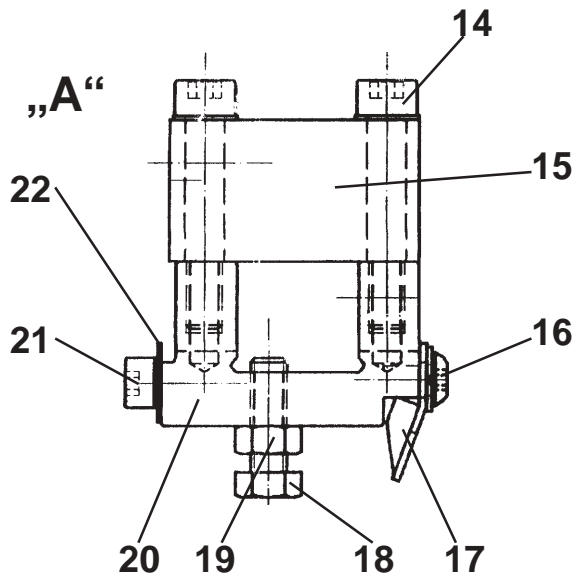

1	Stellstück	adjustment piece	pièce de réglage	35.7212.01	
2	Stiftschraube	screw	vis	35.7203.00	
3	Rändelmutter	knurled nut	écrou moletée	0087148.5	(M8 DIN467)
4	Stellstück	adjustment piece	pièce de réglage	35.7212.00	
5	Hutmutter	cap nut	écrou à chapeau	0093641.5	(M8 DIN1587)
6	Abdeckblech	cover plate	tôle de recouvrement	17.7361.25	
7	Griff	handle	levier	13.2800.01	
8	Stellstange	adjustment bar	barre de réglage	17.7321.18	
9	Zylinderschraube	cylinder screw	vis cylindrique	0089052.5	(M8x45 DIN912)
10	Bolzen	bolt	axe	17.7325.00	
11	Zylinderschraube	cylinder screw	vis cylindrique	0088716.5	(M5x30 DIN912)
12	Scheibe	disc	disque	0095073.5	(5,3 - DIN7349)
13	Abdeckblech	cover plate	tôle de recouvrement	17.7361.29	
14	Leiste	bar	barre	2.0.7244.010	
15	Kordelgriff	knurled grip	poignée	00100269	(GN534-40-M8-SW)
16	Excentergriff	excenter grip	levier excentrique	10 420 030	
17	Maßstab	scale	échelle graduée	50 670 010	
18	Stange	bar	barre	17.7321.09	
19	Führungsschiene	slide bar	glissière de barre	17.7261.12	
20	Kordelgriff mit Stiftschraube	knurled grip with screw	poignée avec vis	00100268 0091403.5	(GN534 - 32-M6) (M6x60 DIN939)
21	Senkschraube	screw	vis	0095344.5	(M5x35 DIN7991)
22	Klotz	block	bloc	17.7244.01	
23	Halter	holder	support	17.7244.03	
24	Sechskantschraube	hexagon screw	vis à six pans	0090290.5	(M5x40 DIN933)
25	Halter	holder	support	17.7344.11	
26	Einlaufblech	infeed plate	tôle d'introduction	17.7361.14	
27	Doppelrollenleiste	double roller bar	barre de double rouleau	17.7251.03	
28	Feder	spring	ressort	00102562	(10-3-1 Knörzer)
29	Niederhalterband	smoother belt	courroie de guide feuille	17.7200.08	
30	Zylinderschraube	cylinder screw	vis cylindrique	0088716.5	(M5x30 DIN912)
31	Verstärkungsleiste	reinforcing bar	barre de renforcement	17.7241.02	
32	Doppelrolle	double roller	rouleau double	17.7200.00	
33	Einlaufblech	infeed plate	tôle d'introduction	17.7261.06	
34	Schrägrolle Kpl.	cross carrier roller cpl.	rouleau cpl.	17.7400.00	
35	Lineal	ruler	régle	17.7261.09	
36	Träger	bar	barre	17.7215.01	
37	Stehbolzen	bolt	axe	17.7225.00	
38	Feder	spring	ressort	00102772	(D-165C DIN2098)
39	Niederhalter	smoother	guide feuille	17.7353.06	(669 Länge)
40	Feder	spring	ressort	00102749	(D-150D DIN2098)
41	Mutter	nut	écrou	0090878.5	(M8 DIN934)
42	Zylinderschraube	cylinder screw	vis cylindrique	0089086.5	(M8x55 DIN912)
43	Stellring	collar	bague	17.7328.03	
44	Kordelgriff	knurled grip	poignée	00100257	(GN534-32-M6x10-SW)
45	Einlaufblech	infeed plate	tôle d'introduction	17.5161.11	
	Pos. 39-44 Niederhalter Kpl.	pos. 39-44 smoother cpl.	pos. 39-44 guide feuille cpl.	17.7300.11	



1	Fingerschutz	finger protection	protection des dés	17.7361.19	
2	Bandrolle	tape roller	roulette	35.7300.09	
3	Riemenscheibe	pulley	poulie	1.0.5232.310	
4	Bandrolle Kpl.	tape roller cpl.	roulette cpl.	17.7300.14	
5	Bandrolle	tape roller	roulette	17.7300.27	
6	Bandspannrolle	bearing	roulement	00111781	(F56.202 INA)
7	Bandrolle	tape roller	roulette	35.7300.09	
8	Zylinderschraube	cylinder screw	vis cylindrique	0099011.5	(M8x30 DIN912)
9	Zylinderschraube	cylinder screw	vis cylindrique	0089011.5	(M8x30 DIN912)
10	Schutzblech	guard	protection	17.7361.10	
11	Welle	shaft	arbre	17.5221.04	
12	Paßfeder	spring	clavette	00094508	(6x6x30 DIN6885)
13	Kupplungsstück	coupling piece	pièce d'accouplement	01.5200.15	
14	Zylinderschraube	cylinder screw	vis cylindrique	0088899.5	(M6x55 DIN912)
15	Distanz	distance	distance	17.7328.01	
16	Zylinderschraube	cylinder screw	vis cylindrique	0089045.5	(M8x40 DIN912)
17	Band	flat belt	courroie	0106068	(20x2735 NE 21)
18	Antriebsplatte	driving plate	tole de commande	17.7364.15	
19	Bandspannrolle	bearing	roulement	00111781	(F56.202 INA)
20	Riemenspanner	belt tension lever	levier de tendeur	17.7344.12	
21	Mutter	nut	ecrou	0090852.5	(M6 DIN934)
22	Gewindestift	screw	vis	0089658.5	(M6x40 DIN913)
23	Anschlag	sheet stop	butée	35.7153.00	
24	Zylinderschraube	cylinder screw	vis cylindrique	0089045.5	(M8x40 DIN912)
25	Zylinderschraube	cylinder screw	vis cylindrique	0089011.5	(M8x30 DIN9129)
26	Schutz	guard	protection	17.7361.44	



1	Lasche	holder	support	35.6853.01	
2	Rändelschraube	knurled screw	vis moletée	0095810.5	(M6x15 GN421)
3	Einlaufblech	infeed plate	tôle d'introduction	17.7561.00	
4	Doppelrolle	double rollex	rouleau double	17.7200.00	
5	Niederhalter	smoother	guide feuille	01.7264.00	
6	Niederhalter	smoother	guide feuille	15.6885.00	
7	Zylinderschraube	cylinder screw	vis cylindrique	0085910.5	(M5x8 DIN84)
8	Niederhalter	smoother	guide feuille		
	T700 FW I und FWII-68cm / T700 parallel unit and 8 page unit-68cm/T700 groupe I et groupe II avec 68cm			17.7553.00	
	T800.1 FW I und FWII-82cm / T800.1 par. unit and 8pg unit-78cm/T800.1 groupe I et groupe II avec 78cm			17.7553.03	
	T800.1 FW I und FWII-68cm / T800.1 par. unit and 8pg unit-68cm/T800.1 groupe I et groupe II avec 68cm			17.7553.00	
9	Zylinderschraube	cylinder screw	vis cylindrique	00886335	((M5x16 DIN912)
10	Abstützung	holder	support		
	T700 FW I und FWII-68cm / T700 parallel unit and 8 page unit-68cm/T700 groupe I et groupe II avec 68cm			15.6844.01	
	T800.1 FW I und FWII-78cm / T800.1 par. unit and 8pg unit-78cm/T800.1 groupe I et groupe II avec 78cm			17.7544.01	
	T800.1 FW I und FWII-68cm / T800.1 par. unit and 8pg unit-68cm/T800.1 groupe I et groupe II avec 68cm			17.7544.01	
11	Sechskantschraube	screw	vis		
	T700 FW I und FWII-68cm / T700 parallel unit and 8 page unit-68cm/T700 groupe I et groupe II avec 68cm			0090415.5	(M6x50 DIN933)
	T800.1 FW I und FWII-78cm / T800.1 par. unit and 8pg unit-78cm/T800.1 groupe I et groupe II avec 78cm			0090373.5	(M6x25 DIN933)
	T800.1 FW I und FWII-68cm / T800.1 par. unit and 8pg unit-68cm/T800.1 groupe I et groupe II avec 68cm			0090373.5	(M6x25 DIN933)
12	Halter	holder	support	15.6844.00	
13	Traverse	traverse	traverse		
	T700 FW I und FWII-68cm / T700 parallel unit and 8 page unit-68cm/T700 groupe I et groupe II avec 68cm			15.7521.00	
	T800.1 FW I und FWII-78cm / T800.1 par. unit and 8pg unit-78cm/T800.1 groupe I et groupe II avec 78cm			15.7521.00	
	T800.1 FW I und FWII-68cm / T800.1 par. unit and 8pg unit-68cm/T800.1 groupe I et groupe II avec 68cm			15.7521.00	
14	Band	tape	courroie		
	T700 FW I und FWII-68cm / T700 parallel unit and 8 page unit-68cm/T700 groupe I et groupe II avec 68cm			00105354	(20x 925 - 880 LO)
	T800.1 FW I und FWII-78cm / T800.1 par. unit and 8pg unit-78cm/T800.1 groupe I et groupe II avec 78cm			00105407	(20x1070 - 1015 LO)
	T800.1 FW I und FWII-68cm / T800.1 par. unit and 8pg unit-68cm/T800.1 groupe I et groupe II avec 68cm			00105354	(20x 925 - 880 LO)
15	Linsenschraube	screw	vis	0096065.5	(M8x25 ULS)
16	Seitenteil	side frame	tôle lateral		
	700 FW I und FWII-68cm / T700 parallel unit and 8 page unit-68cm/T700 groupe I et groupe II avec 68cm			17.7515.00	
	T800.1 FW I und FWII-78cm / T800.1 par. unit and 8pg unit-78cm/T800.1 groupe I et groupe II avec 78cm			17.7541.02	
	T800.1 FW I und FWII-68cm / T800.1 par. unit and 8pg unit-68cm/T800.1 groupe I et groupe II avec 68cm			17.7515.00	
17	Traverse	traverse	traverse		
	700 FW I und FWII-68cm / T700 parallel unit and 8 page unit-68cm/T700 groupe I et groupe II avec 68cm			15.7541.02	
	T800.1 FW I und FWII-78cm / T800.1 par. unit and 8pg unit-78cm/T800.1 groupe I et groupe II avec 78cm			17.7541.02	
	T800.1 FW I und FWII-68cm / T800.1 par. unit and 8pg unit-68cm/T800.1 groupe I et groupe II avec 68cm			17.7541.02	
18	Zylinderstift	pin	goupille	15.6803.00	
19	Lagerhülse	bearing	roulement	00110397	(HK 1012)
20	Paßscheibe	washer	rondelle	00092230	(10x16x1,2 DIN988)
21	Paßscheibe	washer	rondelle	00092213	(10x16x0,5 DIN988)
22	Bandwalze	tape roller	rouleau		
	700 FW I und FWII-68cm / T700 parallel unit and 8 page unit-68cm/T700 groupe I et groupe II avec 68cm			15.7524.00	
	T800.1 FW I und FWII-78cm / T800.1 par. unit and 8pg unit-78cm/T800.1 groupe I et groupe II avec 78cm			17.7524.00	
	T800.1 FW I und FWII-68cm / T800.1 par. unit and 8pg unit-68cm/T800.1 groupe I et groupe II avec 68cm			17.7524.00	
23	O-Ring	o-ring	anneau de joint	00101123	(3,0x15)



Standard-Falztasche
 Standard-buckle plate
 Poche-standard

Kombi-Falztasche
 Combi-buckle plate
 Poche-peigne

1	Niederhalter	smoother	guide feuille	01.7264.00	
2	Einlaufblech	infeed plate	tole d'introduction	17.7561.00	
3	Griff	handle	levier	00100266	(M8x40 GN534)
4	Excentergriff	excenter grip	levier excentrique	10 420 030	
5	Leiste	bar	barre	2.0.7244.010	
6	Griff	handle	levier	13.2800.01	
7	Stellstück	adjustment piece	pièce de réglage	35.7212.01	
8	Rändelmutter	knurled nut	ecrou moletée	0087155.5	(M8 DIN467)
9	Hutmutter	cap nut	ecrou à chapeau	0093641.5	(M8 DIN 1587)
10	Stellstück	adjustment piece	pièce de réglage	35.7212.00	
11	Kordelgriff	knurled grip	poignée	00100268	(M6x32 GN534)
12	Stellring	collar	bague	17.7328.03	
13	Niederhalter	smoother	guide feuille		
	FWII - 68cm	8 page unit - 68cm	groupe II - 68cm	17.7553.01	
	FWII - 78cm	8 page unit - 78cm	groupe II - 78cm	17.7553.02	
14	Zylinderschraube	cylinder screw	vis cylindrique	0088716.5	(M5x30 DIN912)
15	Verstärkungsleiste	reinforcing bar	barre de renforcement		
	FWII - 68cm	8 page unit - 68cm	groupe II - 68cm	17.7541.00	
	FWII - 78cm	8 page unit - 78cm	groupe II - 78cm	17.7541.03	
16	Linsenschraube	screw	vis	0095927.5	(M4x8 ULS)
17	Lineal	ruler	règle		
	FWII - 68cm	8 page unit - 68cm	groupe II - 68cm	17.7561.01	
	FWII - 78cm	8 page unit - 78cm	groupe II - 78cm	17.7561.09	
18	6kt-schraube	hexagon screw	vis à six pans	0090241.5	(M5x16 DIN933)
19	Mutter	nut	ecrou	0090845.5	(M5 DIN934)
20	Doppelrollenleiste	double roller bar	barre de rouleau double		
	FWII - 68cm	8 page unit - 68cm	groupe II - 68cm	17.7551.00	
	FWII - 78cm	8 page unit - 78cm	groupe II - 78cm	17.7551.02	
21	Zylinderschraube	cylinder screw	vis cylindrique	0088567.5	(M4x6 DIN912)
22	Führungsschiene	slide bar	glissière de barre		
	FWII - 68cm	8 page unit - 68cm	groupe II - 68cm	17.7561.03	
	FWII - 78cm	8 page unit - 78cm	groupe II - 78cm	17.7561.11	
23	Mutter	nut	ecrou	0092122.5	(M5 DIN985)
24	Zylinderschraube	cylinder screw	vis cylindrique	0094668.5	(M5x20 DIN6912)
25	Feder	spring	ressort	00102562	(10-3-1 knörzner)
26	Niederhalteband	smoother flat belt	courroie d'abat feuille		
	FWII - 68cm	8 page unit - 68cm	groupe II - 68cm	17.7500.23	
	FWII - 78cm	8 page unit - 78cm	groupe II - 78cm	17.7500.30	
27	Rändelschraube	knurled screw	vis moletée	00095860	(M6x25 GN421)
28	Maßstab	scale	échelle graduée	50 670 010	
29	Gewindestift	screw	vis	0089680.5	(M8x10 DIN933)
30	Klemmstück	clamping piece	pièce de blocage	10.7544.00	
31	Anschlag - FTK	sheet stop combi-plate	butée poche peigne		
	FWII - 68cm	8 page unit - 68cm	groupe II - 68cm	17.7561.13	
	FWII - 78cm	8 page unit - 78cm	groupe II - 78cm	17.7561.06	
32	Bolzen	bolt	axe	3.0.7525.010	
33	Druckfeder	pression spring	ressort de pression	50 480 090	
34	Klemmstück	clamping piece	pièce de blocage	3.0.7544.050	
35	Anschlag - FT	sheet stop standard buckle plate	butée poche standard		
	FWII - 68cm	8 page unit - 68cm	groupe II - 68cm	17.7561.05	
	FWII - 78cm	8 page unit - 78cm	groupe II - 78cm	17.7561.07	
36	Zylinderschraube	cylinder screw	vis cylindrique	0088708.5	(M5x25 DIN912)
	pos.27-33 (Kombi-Falztasche (2x)) Vorsatzanschlag Kpl. für FWII-68cm Vorsatzanschlag Kpl. für FWII-78cm	pos.27-33 (combi-plate (2x)) sheet stop cpl. for 8 page unit -68cm sheet stop cpl. for 8 page unit -78cm	pos.27-33 (poche peigne (2x)) butée cpl. pour groupe II -68cm butée cpl. pour groupe II -78cm	17.7500.04 17.7500.074	
	pos.27+32-36 (Standard-Falztasche (2x)) Vorsatzanschlag Kpl. für FWII-68cm Vorsatzanschlag Kpl. für FWII-78cm	pos.27+32-36 (standard-buckle plate (2x)) sheet stop cpl. for 8 page unit -68cm sheet stop cpl. for 8 page unit -78cm	pos.27+32-36 (poche-standard (2x)) butée cpl. pour groupe II -68cm butée cpl. pour groupe II -78cm	17.7500.05 17.7500.075	



Änderungen vorbehalten
Alterations reserved
Sous reserve de modifications

Binder & C0.
Postfach 1169
D-71567 Oppenweiler

Telefon 07191 / 46-0
Telefax 07191 / 4677
<http://www.mbo-folder.com>

T700 / T800.1

Falzwerk I - IV

Parallel unit to 32 page unit

Groupe de pliage I - IV

ERSATZTEILLISTE

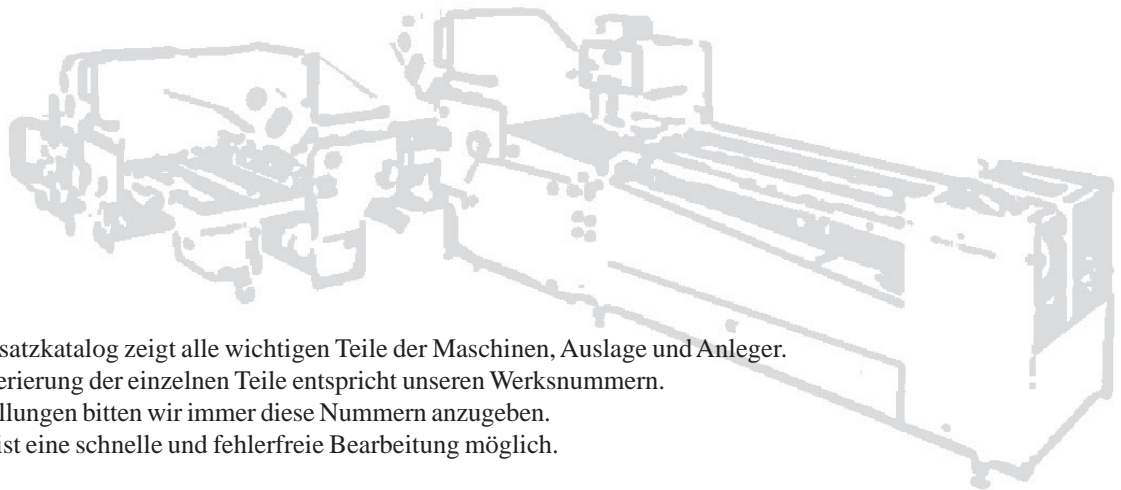
SPARE PARTS LIST

LIST DE PIÈCES DE RECHANGE



MBO
Folding Technology

02	Schrägbandtisch	accordion type register table	table de rectification	EL 1740 1 - 5
03	Parallelbruch FWI+IV	parallelfold unit- 32 page unit	pli parallèle groupe de pliage 1 et 4	EL 1750 1 - 7
04	Falztaschen	buckle plates	poches	EL 1756 1 - 8
05	Schalldämmhaube	noise hoods	carter anti-bruit	EL 1757 1 - 2
06	Schräggrollentisch	cross carrier register table	table à rouleaux	EL 1770 1 - 10
07	Doppelstromeinrichtung	split guide device	dispositif de double marge	EL 1775 1 - 2



Dieser Ersatzkatalog zeigt alle wichtigen Teile der Maschinen, Auslage und Anleger.
Die Numerierung der einzelnen Teile entspricht unseren Werksnummern.
Bei Bestellungen bitten wir immer diese Nummern anzugeben.
Dadurch ist eine schnelle und fehlerfreie Bearbeitung möglich.



**Außerordentlich wichtig bei Ersatzteilbestellungen ist die Typenbezeichnung Ihrer Maschine.
Bitte geben Sie uns stets die Maschinentype und die Seriennummer bei Bestellungen mit an.**

These spare parts catalogues show you all important parts of the machine, delivery and feeder.
The numeration of the individual parts correspond to our fabrication numbers.
When ordering parts please always indicate the number, this enables us to handle your order faultless
and without any delay.

**It is also very important to indicate the type and serial number of the machine for which the spare parts are
required.**

Ce catalogue de pièces détachées présente les pièces essentielles de la machine, sortie et margeur.
La numérotation de chaque pièce correspond à nos numéros d'identification.
Lors de vos commandes veuillez chaque fois indiquer ces numéros.
Ainsi le traitement de vos commandes sera plus rapide et sans erreur.

**Lors de vos commandes de pièces détachées, nous vous invitons d'indiquer le type de votre machine et le numéro de
série.**

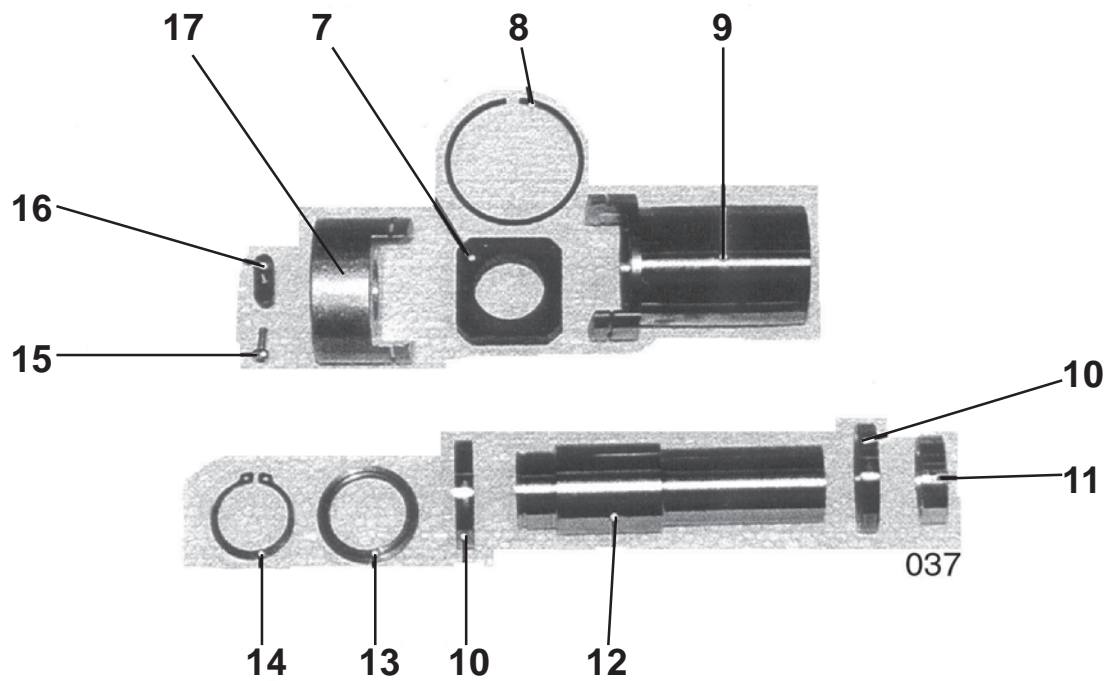
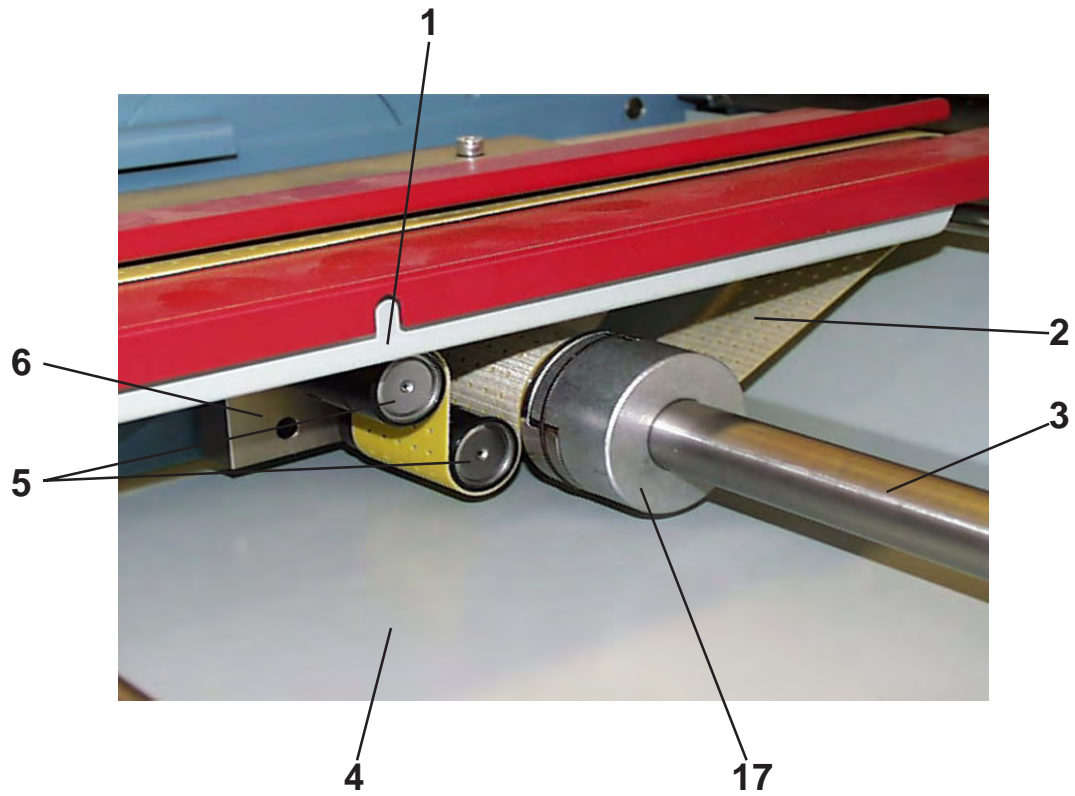


1(*) Schutzblech	guard	protection	T700	17.5164.03	
			T800.1	17.5164.09	
2(*) Stange	bar	barre	T700	17.4121.02	
			T800.1	17.4121.21	
3 Büchse	bushing	douille		1.0.4126.010	
4 Lasche	holder	support		17.4264.00	
5 Stellschraube	screw	vis		10.4200.02	
6 Stellstück	adjustment piece	pièce de réglage		5.0.4211.011	
7 Zylinderschraube	cylinder screw	vis cylindrique		0088997.5	(M8x20 DIN912)
8 Führungsstange	bar	barre	T700	17.4121.00	
			T800.1	17.4121.20	
9 Niederhalter	smoother	guide feuille		17.4253.00	
10 Leitschiene	side guide	guide lateral		17.4263.03	
11 Jalousie Kpl.	lamella cpl.	tôle jalousie cpl.	T700	17.4400.00	
			T800.1	17.4400.01	
12 Leiste	bar	barre		17.4241.06	
13 Distanzhülse	distance	distance		10.5128.01	
14 Zylinderschraube	cylinder screw	vis		0088856.5	(M6x30 DIN912)
15 Leitblech	guide plate	tôle de guidage		17.4263.06	
16 Zylinderschraube	cylinder screw	vis cylindrique		0088799.5	(M6x12 DIN912)
17 Stellstück	adjustment piece	pièce de réglage		1.0.4211.330	
18(*)Welle	shaft	arbre	T700	17.5221.00	
			T800.1	17.5221.16	
19 Sechskantschraube	hexagon screw	vis à six pans		0090399.5	(M6x35 DIN933)
20 Sechskantmutter	hexagon nut	ecrou à six pans		0090852.5	(M6 DIN934)
21 Zylinderschraube	cylinder screw	vis cylindrique		0088617.5	(M4x20 DIN912)
22 Zylinderschraube	cylinder screw	vis cylindrique		0089003.5	(M8x25 DIN912)
23 Rollenhalter	holder	support		1.0.4244.320	
24 Zylinderschraube	cylinder screw	vis cylindrique		0089300.5	(M12x40 DIN912)
25 Laufrolle mit Führungsrolle	tape roller with bearing part	poulie avec roulement		1.0.4232.031	
				00111773	(F31.643)
26 Halter	holder	support		10.1264.03	
27 Distanzhülse	distance	distance		60 290 041	
28(*)Einlaufblech	infeed plate	tôle d'introduction	T700	17.5163.06	
			T800	17.5163.49	
29(*)Einlaufblech	infeed plate	tôle d'introduction	T700.1	17.5163.00	
			T800.1	17.5163.48	
30 Träger	bar	barre		17.4241.05	
31 Kugelknopf	ball knob	bouton		00086504	(Ku-20-M5-C DIN 319)
32 Sechskantmutter	hexagon nut	ecrou à six pans		0090878.5	(M8 DIN 934)
Pos.4-7 + 9-10 Leitschiene Kpl.	Pos.4-7 + 9-10 side guide cpl.	Pos.4-7 + 9-10 guide lateral cpl.		17.4100.03	

* nur FWI

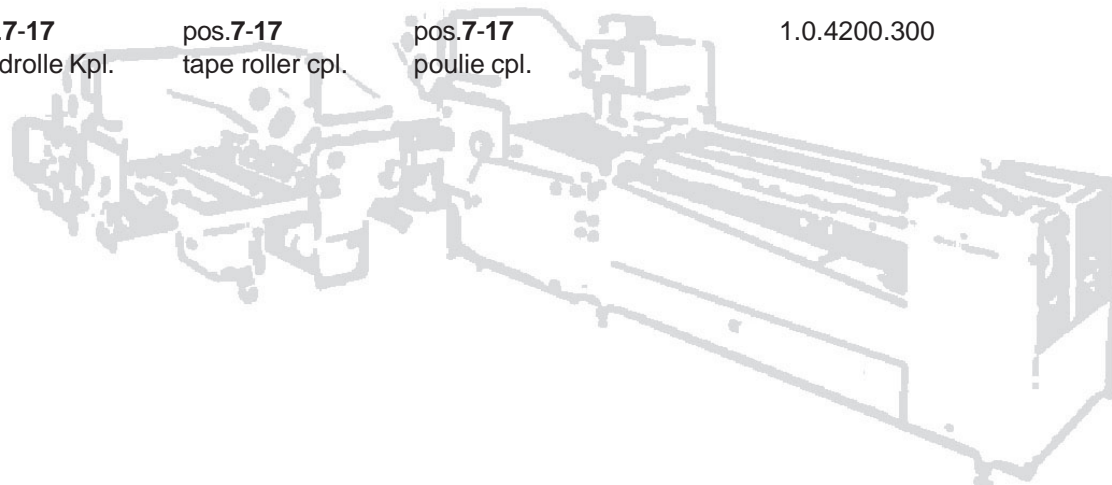
only parallel unit

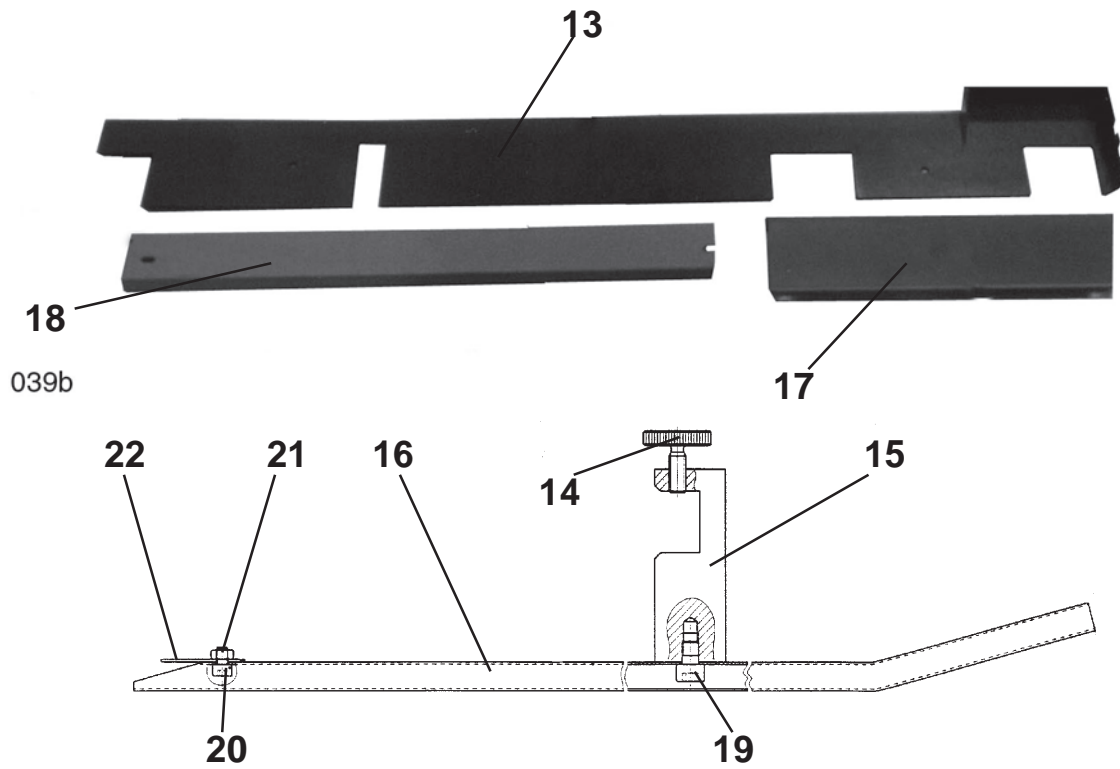

seulement groupe I




1	Gebläsegehäuse	housing	abri		17.4215.00	
2	Band	tape	courroie		00106929	(PU 20-1 50x2425)
3	Welle	shaft	arbre	T700	17.5221.00	
				T800.1	17.5221.16	
4	Schutzblech	guard	protection	T700	17.4161.05	
				T800.1	17.4161.34	
5	Führungsrolle	bearing part	roulement		0011773	(F 31.643)
6	Halter	holder	support		17.4244.02	
7	Kupplungsstück	coupling part	pièce d'accouplement		5.0.4244.011	
8	Sprengring	circlips	frein		00101402	(SW 55 Seeger)
9	Bandrolle	tape roller	roulette		1.0.4232.340	
10	Kugellager	ball bearing	roulement		00109918	(61806-2RZ DIN625)
11	Distanzring	distance ring	bague de distance		1.0.4228.020	
12	Lagerhülse	shaft	arbre		1.0.4226.320	
13	Distanzring	distance ring	bague de distance		5.0.4228.010	
14	Sicherungsring	circlips	frein		00087312	(30x1,5 DIN471)
15	Zylinderschraube	cylinder screw	vis cylindrique		0088583.5	(M4x10 DIN912)
16	Paßfeder	spring	clavette		5.0.4243.010	
17	Kupplungsklaue	coupling part	pièce d'accouplement		5.0.4227.011	

Pos.7-17	pos.7-17	pos.7-17	1.0.4200.300
Bandrolle Kpl.	tape roller cpl.	poulie cpl.	

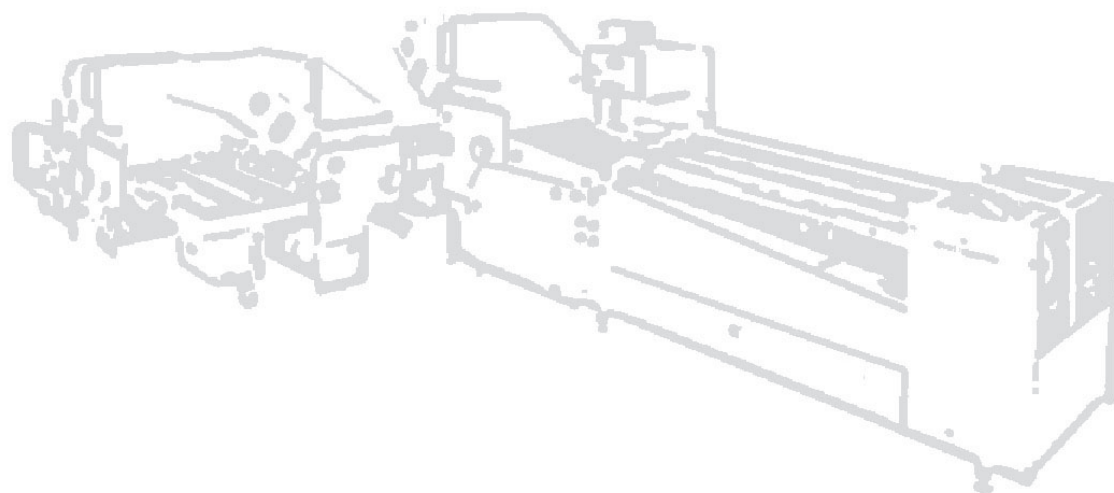


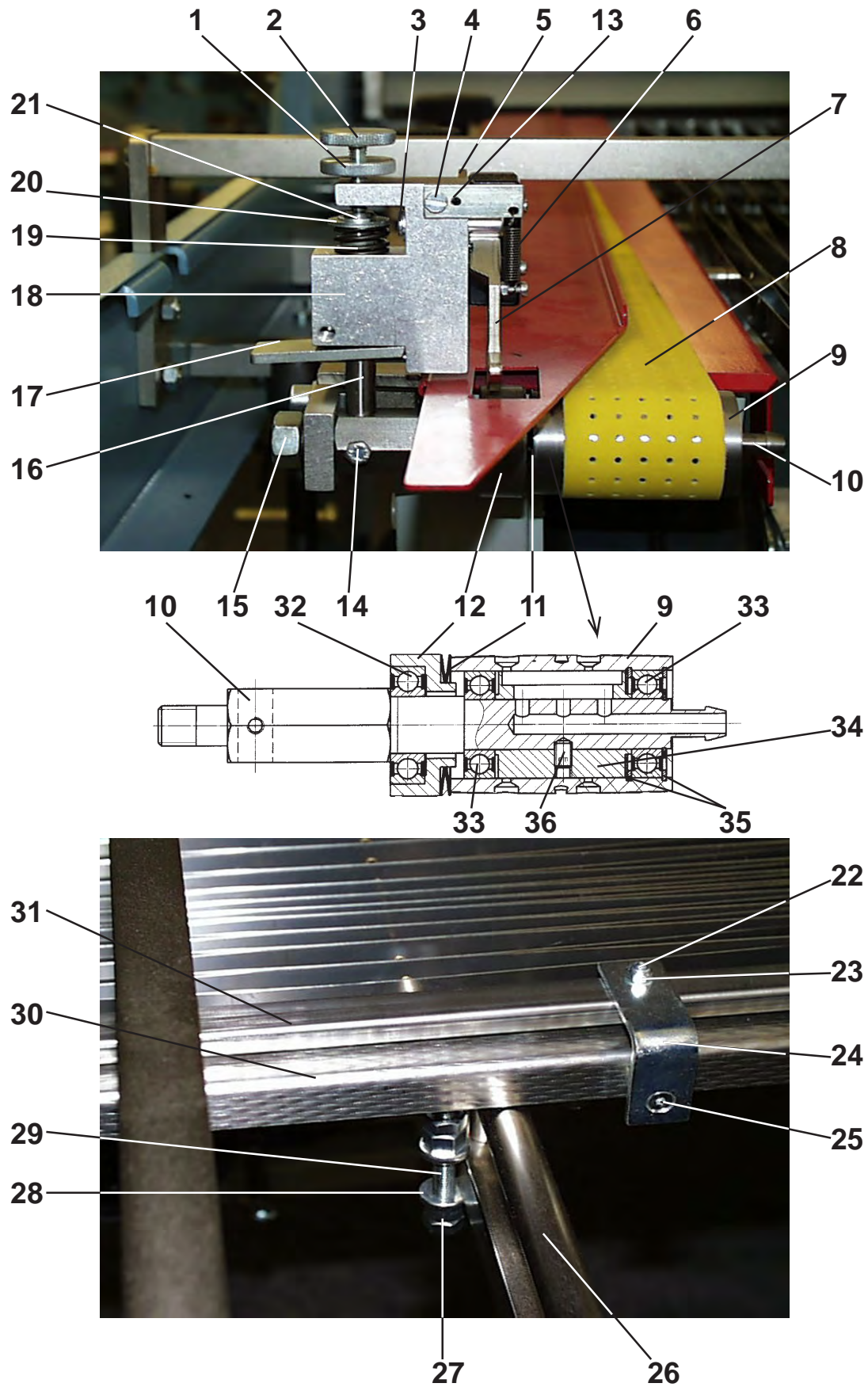


1	Sechskantschraube	hexagon screw	vis à six pans	0090407.5	(M6x45 DIN933)
2	Zylinderschraube	cylinder screw	vis cylindrique	0089003.5	(M8x25 DIN912)
3	Halter	holder	support	35.5244.05	
4	Mutter	nut	ecrou	0090878.5	(M8 DIN934)
5	Senkschraube	screw	vis	0092061.5	(M8x35 DIN963)
6	Bandspannrolle	tape roller	poulie	00111781	(F56.202 JNA)
7	Band	tape	courroie	00106055	(20x2600 Ne21)
8	Mutter	nut	ecrou	0090852.5	(M6 DIN934)
9	Sechskantschraube	hexagon screw	vis à six pans	0090415.5	(M6x50 DIN933)
10	Zylinderschraube	cylinder screw	vis cylindrique	0088682.5	(M5x20 DIN912)
11	Kupplungsstück	coupling piece	pièce d'accouplement	3.0.5326.024	
12	Riemenscheibe	pulley	poulie	15.5232.03	
13	Schutzblech	guard	protection	17.4161.04	
14	Rändelschraube	knurled screw	vis moletée	0087890.5	(M6x16 DIN653)
15	Halter	holder	support	1.0.4244.300	
16	Niederhalter	smoother bar	abat feuille	17.4253.05	
17	Schutzblech	guard	protection	T700 17.4161.02 T800.1 17.4161.33	
18	Schutzblech	guard	protection	T700 17.4161.00 T800.1 17.4161.32	
19	Zylinderschraube	cylinder screw	vis cylindrique	0088773.5	(M6x8 DIN912)
20	Zylinderschraube	cylinder screw	vis cylindrique	0088567.5	(M4x6 DIN912)
21	Mutter	nut	ecrou	0090837.5	(M4 DIN934)
22	Blattfeder	flat spring	ressort à feuille	35.4285.00	
Pos. 3-6	Riemenspanner Kpl.	pos. 3-6 belt tension lever cpl.	pos. 3-6 levier de tendeur cpl.	35.5200.35	
Pos. 10-11	Kupplungsstück	pos. 10-11 coupling piece	pos. 10-11 pièce d'accouplement	01.5200.15	
Pos. 14-16+19-22	Niederhalter Kpl.	pos. 14-16+19-22 smoother bar cpl.	pos. 14-16+19-22 abat feuille cpl.	17.4200.05	



1	Kordelgriff	knurled grip	poignée	00100269	(M6-40 SW GN534)
2	Kordelgriff	knurled grip	poignée	00100268	(M8-32 SW GN534)
3	Traverse	traverse	traverse	T700 17.4141.04 T800.1 17.4141.16	
4	Mutter	nut	ecrou	0090852.5	(M6 DIN934)
5	Schild	shield	etiquette	10.4271.01	
6	Klotz	block	bloc	17.4244.00	
7	Stange	bar	barre	17.4229.01	
8	Bolzen	bolt	axe	17.4225.01	
9	Spannstift	pin	goupille	00093187	(3x20 DIN1481)
10	Gebälseklappe	flap	trappe	17.4262.00	
11	Kugellager	ball bearing	roulement	0019561	(626-2Z DIN625)
12	Zylinderschraube	cylinder screw	vis cylindrique	0088856.5	(M6x30 DIN912)
13	Excentergriff	écenter grip	levier excentrique	1.0.4229.300	
14	Dichtungsprofil	seal	joint	00099812	(461 E130)
15	Zylinderschraube	cylinder screw	vis cylindrique	0088708.5	(M5x25 DIN912)
16	Feder	spring	ressort	00102562	(10/3/1)
17	Drahtseil	wire	câble métallique	10.4200.17	


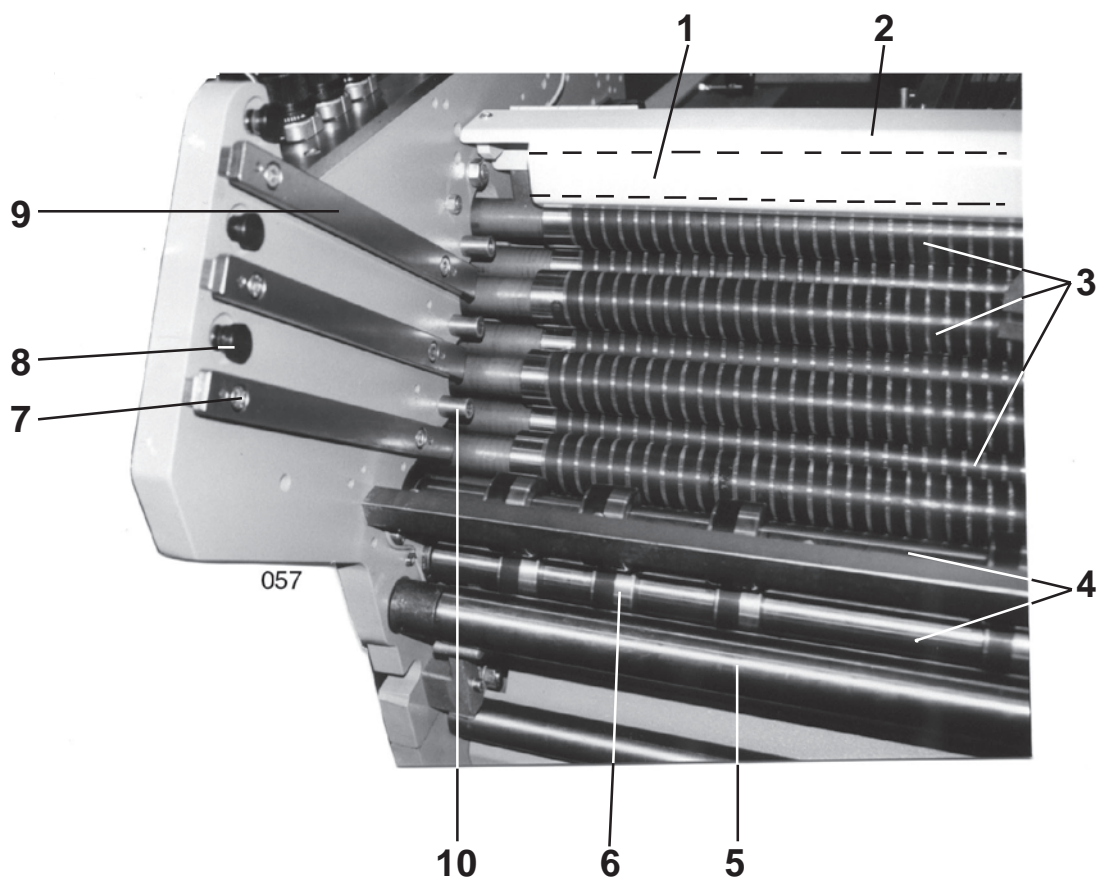




1	Rändelmutter	knurled nut	ecrou moletée	0087148.5	(M6 DIN 467)
2	Rändelschraube	knurled screw	vis moletée	0087916.5	(M6x25 DIN653)
3	Lagerbolzen	bolt	axe	10 340 040	
4	Zylinderschraube	cylinder screw	vis cylindrique	0085795.5	(M4x10 DIN84)
5	Winkel	bar	barre	1.0.4541.300	
6	Zugfeder	spring	ressort	20 480 181	
7	Stellscheibe	adjustment screw	vis de réglage	10 300 042	
8	Band	flat belt	courroie	00106929	(50x2425 PU 20-1)
9	Bandrolle	tape roller	roulette	17.4231.01	
10	Lagerbolzen	bolt	axe	17.4225.04	
11	Tellerfeder	disc spring	ressort de disque	5.0.4283.010	
12	Rolle	roller	roulette	5.0.4231.010	
13	Spannstift	pin	goupille	00093138	(3x8 DIN1481)
14	Sechskantschraube	hexagon screw	vis à six pans	0090233.5	(M5x10 DIN933)
15	Mutter	nut	ecrou	0090910.5	(M12 DIN934)
16	Lagerbolzen	bolt	axe	2.0.4525.010	
17	Abdrückhebel	hoop	fourchette	2.0.4543.011	
18	Lagerbock	bearing block	palier	1.0.4544.300	
19	Druckfeder	spring	ressort	20 480 150	
20	Scheibe	disc	disque	0086132.5	(10,5 DIN125)
21	Sicherungsscheibe	circlips	frein	0094193.5	(GR.7 DIN6799)
22	Zylinderschraube	cylinder screw	vis cylindrique	0088583.5	(M4x10 DIN912)
23	Mutter	nut	ecrou	0092121.5	(M4 DIN985)
24	Lasche	holder	support	17.4264.00	
25	Senkschraube	screw	vis	0095268.5	(M4x20 DIN7991)
26	Achse	bar	barre	T700 17.4121.06 T800.1 17.4121.22	
27	Mutter	nut	ecrou	0086876.5	(M8 DIN439)
28	Mutter	nut	ecrou	0094094.5	(M8 DIN6331)
29	Gewindestange	threaded bar	tige filetée	15.4129.00	
30	Leitschiene	side guide	guide latéral	17.4263.03	
31	Niederhalter	smoother	guide feuille	17.4253.00	
32	Kugellager	ball bearing	roulement	00109686	(6003-2Z DIN625)
33	Kugellager	ball bearing	roulement	00109652	(6002-2Z DIN625)
34	Hülse	tube	tube	17.4226.01	
35	Sicherungsring	circlips	frein	00087452	(32x1,2 DIN472)
36	Gewindestift	screw	vis	0089540.5	(M5x8 DIN913)

Pos. 1-7 + 16-21 pos. 1-7 + 16-21 pos. 1-7 + 16-21
Doppelbogensperre Kpl. double sheet control cpl. arrêt double-feuille cpl. 1.0.4500.300

Pos. 9-12 + 33-36 pos. 9-12 + 33-36 pos. 9-12 + 33-36
Bandrolle Kpl. tape roller cpl. tube de cordon cpl. 17.4200.15

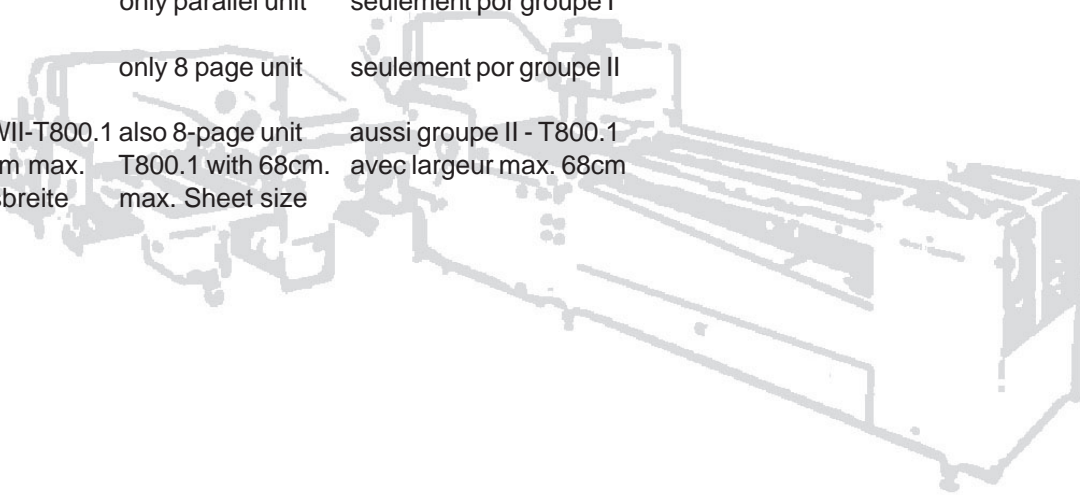


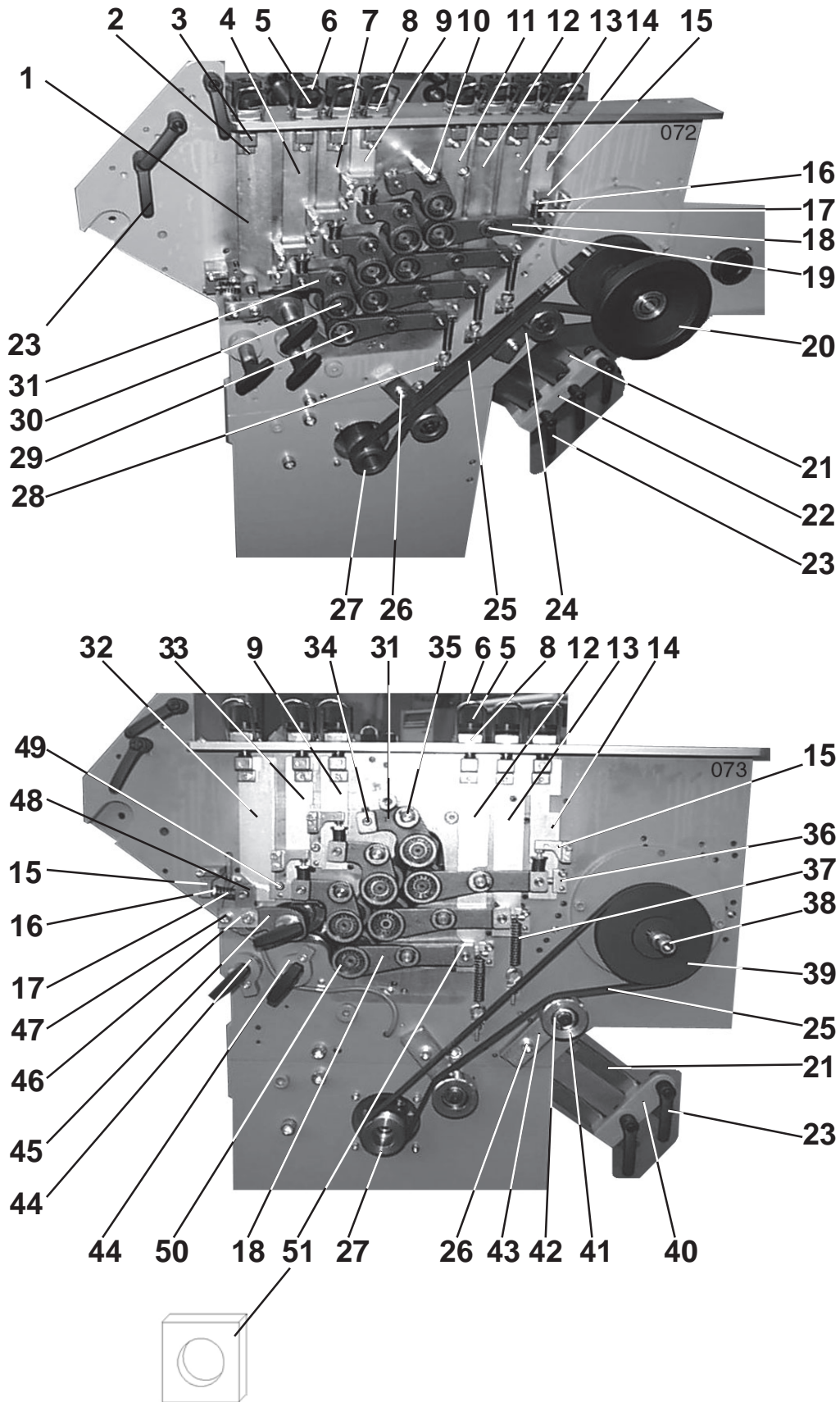
1(*)Putzwalze	cleaning roller	rouleau-nettoyeur	T700 5.6.5300.100	
			T800.1 17.5300.118	
2(*)Schutzblech	guard	protection	T700 17.5164.03	
			T800.1 17.5164.09	
3(***)Falzwalze	fold roller	cylindre	T700 17.5300.04	
			T800.1 17.5300.28	
4(***)Messerwelle	slitter shaft	abre de coupe	T700 17.5300.00	
			T800.1 17.5300.26	
5(***)Bandwalze	tape roller	tube de cordon	T700 17.5300.02	
			T800.1 17.5300.27	
6 Transportrolle	transport roller	roulette de transport	01.5339.00	
7 Passschraube	screw	vis	0096250	(M8x10 H8x60UPS)
8 Excenterhebel	excenter lever	levier excentrique	10.5125.02	
9 Taschenleiste	buckle bar	barre de poches	17.5144.018	
10 (***)Schutzblech	guard	protection	T700 17.5161.00	
			T800.1 17.5161.18	
11(**)Schutzblech	guard	protection	T700 17.5161.00	
			T800.1 17.5161.48	

(*) nur FWI only parallel unit seulement por groupe I

(**) nur FWII only 8 page unit seulement por groupe II

(***) auch FWII-T800.1 also 8-page unit aussi groupe II - T800.1
 mit 68cm max. T800.1 with 68cm. avec largeur max. 68cm
 Arbeitsbreite max. Sheet size



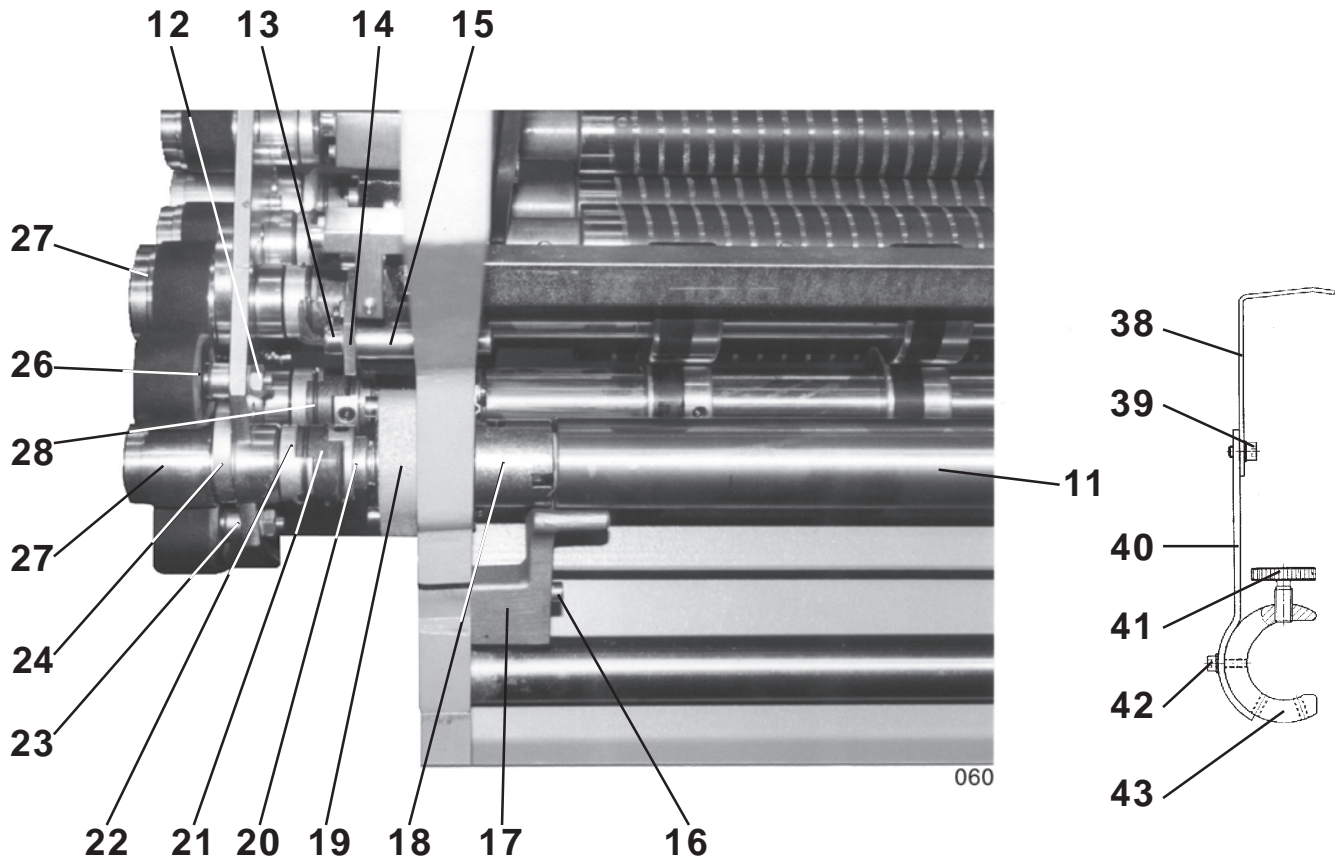
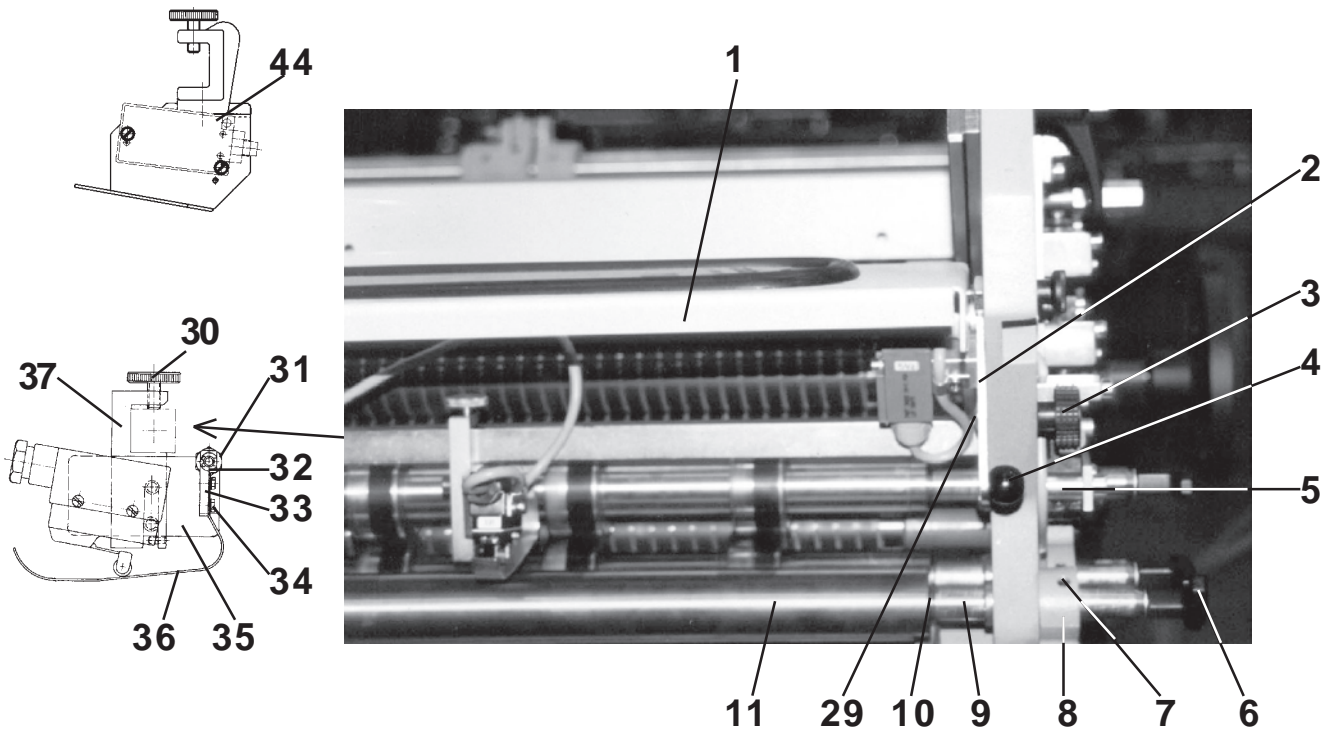


Parallelbr. Fw I und II - 4 + 6 Taschenausf.
Parallelfold and 8 page unit - 4 and 6 buckle plate type
Pli parallèle groupe de pliage I et II - 4 et 6 poches type

T700/T800.1

1750 DEU 2
ENG
FRAN

1	Stellstück (nur 6 Ta)	adjustment piece (only 6 buckles)	pièce de réglage (6 poches)	17.5444.09	
2	Zylinderschraube	cylinder screw	vis cylindrique	0088799.5	(M6x12 DIN912)
3	Stellstück	adjustment piece	pièce de réglage	1.0.5415.300	
4	Stellstück (nur 6 Ta)	adjustment piece (only 6 buckles)	pièce de réglage (6 poches)	17.5444.07	
5	Griff mit Skalenring	grip with scaled ring	poignée cpl.	1.0.5416.320/1.0.5416.330	
6	Abdrückbügel	lever	levier	2.0.5486.010	
7	Stellstück (nur 6 Ta)	adjustment piece (only 6 buckles)	pièce de réglage	17.5444.04	
8	Druckstück	pressure piece	pièce de pression	1.0.5415.320	
9	Stellstück	adjustment piece	pièce de réglage	17.5444.01	
10	Bolzen	bolt	axe	35.5125.00	
11	Stellstück (nur 6 Ta)	adjustment piece (only 6 buckles)	pièce de réglage (6 poches)	17.5444.08	
12(*)	Stellstück	adjustment piece	pièce de réglage	17.5444.06	
13	Stellstück	adjustment piece	pièce de réglage	17.5444.03	
14	Stellstück	adjustment piece	pièce de réglage	17.5444.00	
15	Halter	holder	support	1.0.5415.310	
16	Bolzen	bolt	axe	5.0.5325.061	
17	Druckfeder	spring	ressort	50 480 080	
18	Walzenhebel	bearing lever	levier	17.5311.01	
19	KI-Sicherung	circlips	frein	00101592	(12 SXN 09 - R)
20	Handrad	handwheel	volant	00111908	(GN 321 G-160-K16-A)
21	Taschenleiste	buckle bar	barre de poches	17.5100.207	
22	Klemmplatte (6Ta)	clamping plate (6 buckles)	tôle de blocage (6 poches)	17.5100.212	
23	Excenterhebel	excenter lever	levier excentrique	10.5125.02	
24	Riemenspanner Kpl.	belt tension lever cpl.	levier de tendeur cpl.	15.5200.26	
25	Poly-V-Riemen (FWI-6Ta)	poly-V-belt (parallel unit-6 buckles)	courroie-poly-V (groupe I-6 poches)	00107618	(470 J8-1194 LW)
	Poly-V-Riemen (FWII-6Ta)	poly-V-belt (8 page unit-6 buckles)	courroie-poly-V (groupe II-6 poches)	00107681	(480 J8-1222 LW)
	Poly-V-Riemen (FWI-4Ta)	poly-V-belt (parallel unit-4 buckles)	courroie-poly-V (groupe I-4 poches)	00107600	(415 J8-1054 LW)
	Poly-V-Riemen (FWII-4Ta)	poly-V-belt (8 page unit-4 buckles)	courroie-poly-V (groupe II-4 poches)	00107848	(430 J8-1092 LW)
26	Zylinderschraube	cylinder screw	vis cylindrique	0089011.5	(M8x30 DIN912)
27	Keilrillenscheibe	pulley	poulie	1.0.5233.011	
28	Halter	holder	support	1.0.5443.300	
29	Sicherungsring	ring	frein	00087452	(32x1,2 DIN472)
30	Kugellager	ball bearing	roulement	00109678	(6002 - 2RS)
31	Walzenhebel	bearing lever	levier	17.5311.00	
32	Stellstück (nur 4 Ta)	adjustment piece (only 4 buckles)	pièce de réglage (4 poches)	17.5444.10	
33	Stellstück (nur 4 Ta)	adjustment piece (only 4 buckles)	pièce de réglage (4 poches)	17.5444.05	
34	Bolzen	bolt	axe	1.0.5325.050	
35	Bolzen	bolt	axe	1.0.5325.360	
36	Halter	holder	support	1.0.5444.310	
37	Feder	spring	ressort	00102699	(Z-130M)
38	Welle T700	shaft T700	arbre T700		
	- FWI	- parallel unit	- ière groupe	17.5221.00	
	- FWII (FWII-T800.1-68cm)	- 8 page unit (unit II-T800.1-68cm)	- ième groupe (groupe II-T800.1-68cm)	17.5221.02	
	Welle T800.1	shaft T800.1	arbre T800.1		
	- FWI	- parallel unit	- ière groupe	17.5221.16	
	- FWII (78cm)	- 8 page unit (78cm)	- ième groupe (78cm)	17.5221.17	
39	Keilrillenscheibe	pulley	poulie	1.0.5233.020	
40	Klemmplatte (4Ta)	clamping plate (4 buckles)	tôle de blocage (4 poches)	17.5100.211	
41	Rolle	roller	roulette	1.0.5232.380	
42	Banspannrollenlager	bearing	roulement	00111799	(F80-491)
43	Riemenspanner	belt tension lever	levier de tendeur	3.0.6243.100	
44	Steckachse Kpl.	bearing plug cpl.	axe avec bride cpl.	10.5300.06	
45	Lagerhebel Kpl.	bearing lever cpl.	levier cpl.	15.5300.14	
46	Halteplatte	holder	support	10.6344.01	
47	Zylinderschraube	cylinder screw	vis cylindrique	0089045.5	(M8x40 DIN912)
48	Bolzen	bolt	axe	1.0.5325.011	
49	Lasche	holder	support	1.0.5444.300	
50	Tellerfeder	disc spring	ressort de disque	00103317	(6002 geschlitzt)
51	Gleitstein	gliding piece	pièce de glissière	1.0.5326.020	

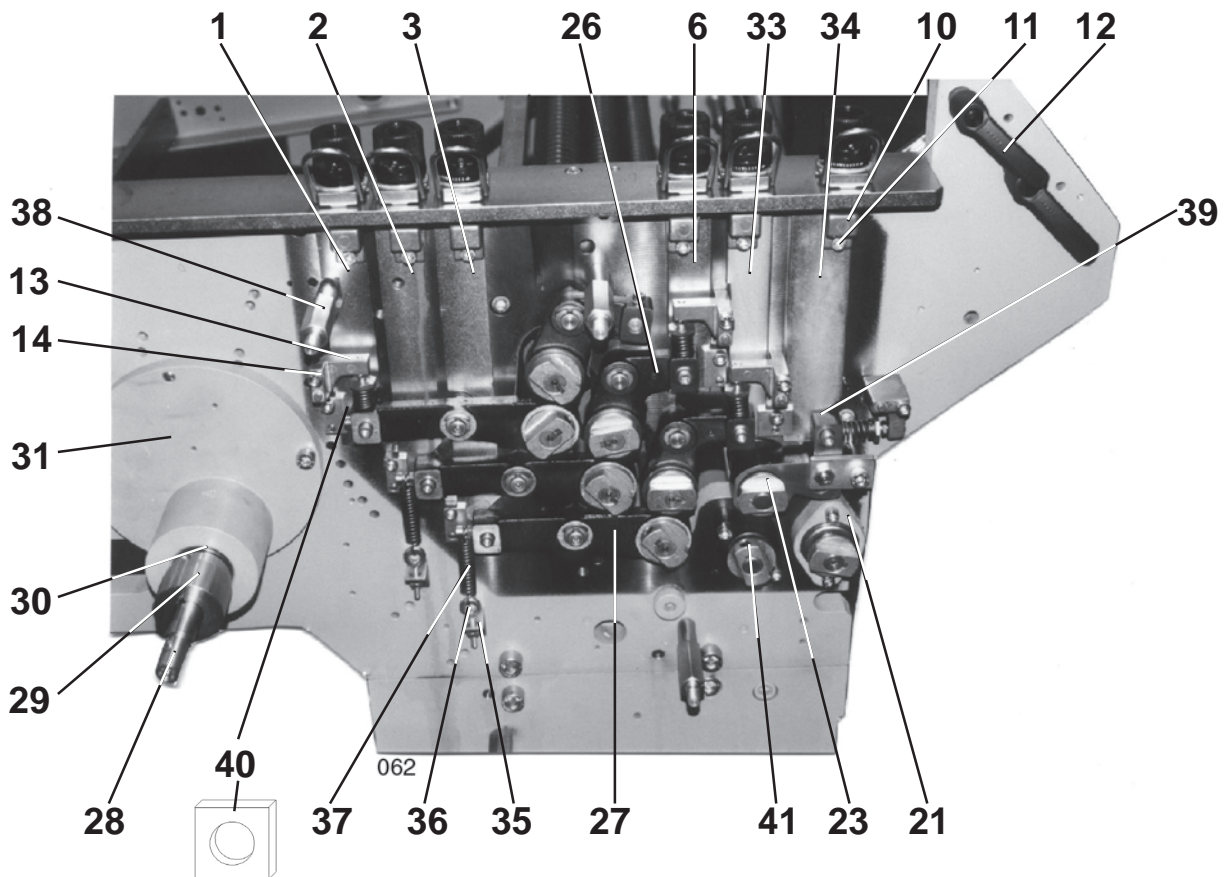
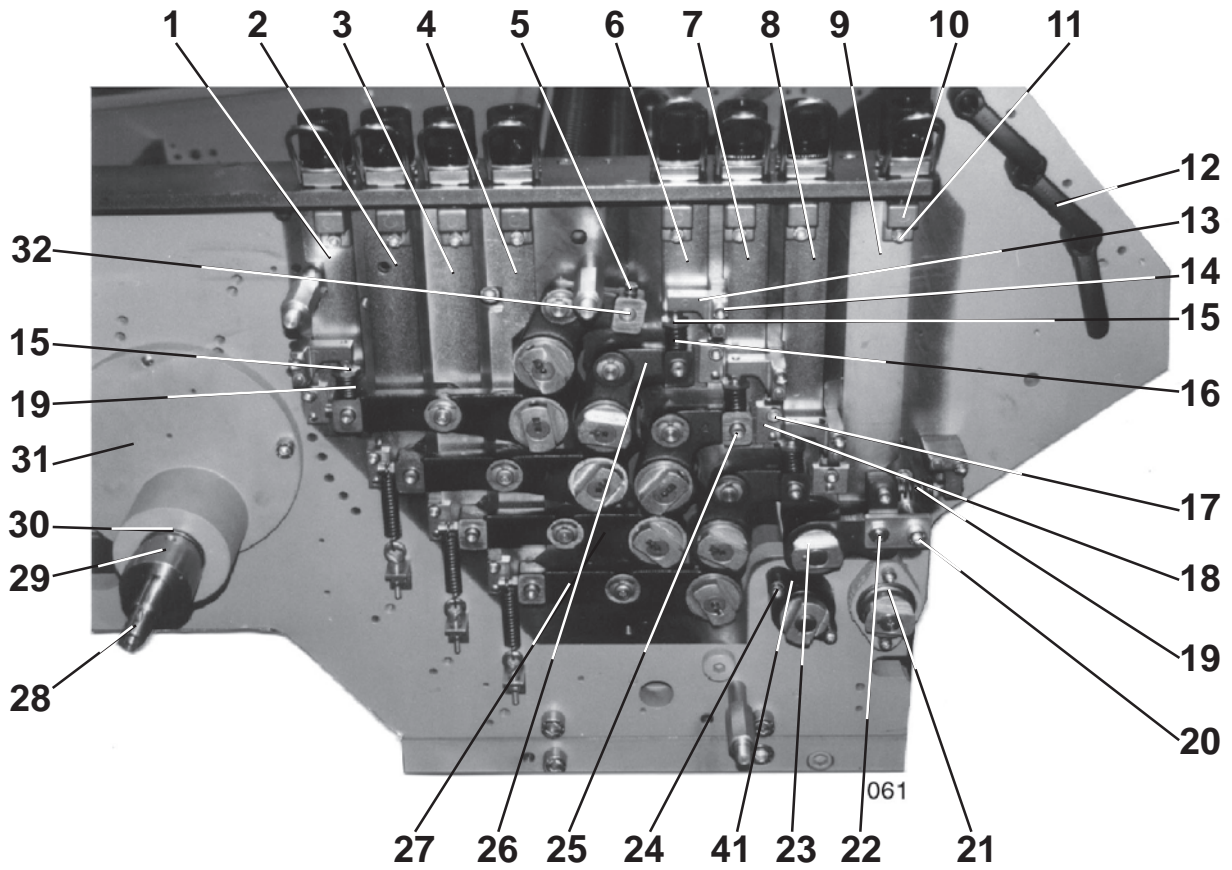


1(*)	Klappe	flap	trappe	T700	17.5761.32	
				T800.1	17.5761.76	
2	Stellstück	adjustment piece	pièce de réglage		17.5764.06	
3	Kordelgriff	knurled grip	ecrou moletée	00100268		(GN 534-32-M6 SW)
4	Kugelknopf	ballknop	bouton	0086514		(KU-25-M6 DIN319)
5	Distanz	distance	distance	10.5328.00		
6	Griff-T	grip	poignée	00100260		(GN 536-55-M8)
7	Stellschraube	adjustment screw	vis de réglage	50 370 040		
8	Lagerbuchse	bearing bush	douille de palier	5.0.5312.102		
9	Steckachse	bearing plug	axe avec bride	5.0.5325.050		
10	Sicherungsring	circlips	frein	00087247		(20x1,2 DIN471)
11(*)	Messerwelle	slitter shaft	abre de coupe	T700	17.5300.00	
				T800.1	17.5300.108	
12	Mutter	nut	ecrou moletée	0090878.5		(M8 DIN934)
13	Zylinderschraube	cylinder screw	vis cylindrique	0089045.5		(M8x40 DIN912)
14	Halteplatte	holder	support	10.6344.01		
15	Distanz	distance	distance	10.5328.00		
16	Zylinderschraube	cylinder screw	vis cylindrique	0088898.5		(M6x50 DIN912)
17	Halter	holder	support	5.0.5111.010		
18	Welle	shaft	arbre	5.0.5325.071		
19	Flansch	flange	bride	10.5211.03		
20	Kupplungsstück	coupling piece	pièce d'accouplement	3.0.5326.030		
21	Kupplung	coupling	accouplement	3.0.5226.010		
22	Kupplung	coupling	accouplement	35:5226:03		
23	Distanzring	distance ring	bague de distance	10.3228.10		
24	Lagerflansch	bearing block	bride	35.5227.10		
25	Riemenscheibe	pulley	poulie	17.5232.20		
26	Bandspannrolle	tape roller	poulie	00111781		(F56.202)
27	Kupplung Kpl.	coupling cpl.	accouplement cpl.	17.5200.121		
28	Federring	circlips	frein	3.0.5283.010		
29	Flachrundschrabe	screw	vis	0087640.5		(M6x40 DIN 603)
30	Rändelschraube	knurled screw	vis moletée	0087874.5		(M6x12 DIN653)
31	Lagerbolzen	bolt	axe	20 340 130		
32	Sicherungsscheibe	circlips	frein	0094185.5		(4 DIN6799)
33	Lagerstück	bearing block	bride	4.0.5544.110		
34	Senkschraube	screw	vis	0091629.5		(M3x8 DIN963)
35	Halter	holder	support	01.5544.01		
36	Schaltzunge	bracket	levier de interrupteur	4.0.5585.060		
37	Halter	holder	support	01.5544.00		
38	Abstreifer	stripper	abat feuille	17.5544.00		
39	Zylinderschraube	cylinder screw	vis cylindrique	0088633.5		(M5x8 DIN912)
40	Halter	holder	support	10.5544.06		
41	Rändelschraube	knurled screw	vis moletée	0087940.5		(M8x20 DIN653)
42	Zylinderschraube	cylinder screw	vis cylindrique	0088575.5		(M4x10 DIN912)
43	Halter	holder	support	10.5528.01		
44	Halter Kpl. FW I	holder cpl. unit I	support cpl. groupe I	15.1200.00		
	Pos.6-10	Pos.6-10	Pos.6-10			
	Steckachse Kpl.	bearing plug	axe avec bride	10.5300.06		
	Pos.18-20	Pos.18-20	Pos.18-20			
	Lagerflansch Kpl.	bearing flange cpl.	bride cpl.	17.5300.19		
	Pos.22-24-25	Pos.22-24-25	Pos.22-24-25			
	Kupplung Kpl.	coupling cpl.	accouplement cpl.	17.5200.122		
	Pos.30-36 FW II	Pos.30-36 unit II	Pos.30-36 groupe II			
	Schalter n.d. PR.BR.	jam detector cpl.	sécurité d'anti-bourrage	01.5500.08		
	Pos.38-43	Pos.38-43	Pos.38-43			
	Abstreifer Kpl.	stripper cpl.	abat feuille cpl.	17.5500.03		

(*) auch FWII-T800.1
 mit 68cm max.
 Arbeitsbreite

also 8-page unit
 T800.1 with 68cm.
 max. Sheet size

aussi groupe II - T800.1
 avec largeur max. 68cm



1	Stellstück	adjustment piece	pièce de réglage	17.5444.00	
2	Stellstück	adjustment piece	pièce de réglage	17.5444.03	
3	Stellstück	adjustment piece	pièce de réglage	17.5444.06	
4(*)	Stellstück (nur 6Ta)	adjustment piece (only 6 buckles)	pièce de réglage (seulement 6 poches)	17.5444.08	
5	Zylinderschraube	cylinder screw	vis cylindrique	0088666.5	(M5x16 DIN912)
6	Stellstück	adjustment piece	pièce de réglage	17.5444.01	
7(*)	Stellstück (nur 6Ta)	adjustment piece (only 6 buckles)	pièce de réglage (seulement 6 poches)	17.5444.04	
8(*)	Stellstück	adjustment piece	pièce de réglage	17.5444.07	
9(*)	Stellstück	adjustment piece	pièce de réglage	17.5444.09	
10	Stellstück	adjustment piece	pièce de réglage	1.0.5415.300	
11	Zylinderschraube	cylinder screw	vis cylindrique	0088799.5	(M6x12 DIN912)
12	Excenterhebel	excenter lever	levier excentrique	10.5125.02	
13	Halter	holder	support	1.0.5415.310	
14	Zylinderschraube	cylinder screw	vis cylindrique	0088880.5	(M6x45 DIN912)
15	Bolzen	bolt	axe	5.0.5325.061	
16	Feder	spring	ressort	00102913	(D252 A-02)
17	Zylinderschraube	cylinder screw	vis cylindrique	0088823.5	(M6x20 DIN912)
18	Halter	holder	support	1.0.5444.310	
19	Druckfeder	spring	ressort	50 480 080	
20	Zylinderschraube	cylinder screw	vis cylindrique	0089045.5	(M8x40 DIN912)
21	Lagerflansch Kpl.	bearing block cpl.	bride cpl.	17.5300.19	
22	Gewindestift	screw	vis	0089698.5	(M8x12 DIN913)
23	Lagerhebel Kpl.	bearing lever cpl.	levier cpl.	35.5300.42	
24	Zylinderschraube	cylinder screw	vis cylindrique	0088856.5	(M6x30 DIN912)
25	Bolzen	bolt	axe	1.0.5325.011	
26	Walzenhebel	bearing lever	levier	17.5311.00	
27	Walzenhebel	bearing lever	levier	17.5311.01	
28	Welle	shaft	arbre	17.5221.05	
29	Riemenscheibe	pulley	poulie	15.5232.08	
30	Kugellager	ball bearing	roulement	00109728	(6004-2Z DIN625)
31	Lagerflansch FWI	bearing block parallel unit	bride groupe I	17.5227.01	
	Lagerflansch FWII	bearing block 8 page unit	bride groupe II	17.5227.11	
32	Bolzen	bolt	axe	1.0.5325.050	
33(**)	Stellstück	adjustment piece	pièce de réglage	17.5444.05	
34(**)	Stellstück	adjustment piece	pièce de réglage	17.5444.10	
35	Halter	holder	support	1.0.5443.300	
36	Ringschraube	ring screw	vis de gague	0101428.5	(M5x30 Berrang)
37	Feder	spring	ressort	00102699	(Z-130M)
38	Gewindebolzen	threaded bolt	distance d'axe	35.5125.01	
39	Walzenhebel	bearing lever	levier	1.0.5312.310	
40	Gleitstein	gliding piece	pièce glissière	1.0.5326.020	
41	Lagerflansch	bearing block	bride	35.5300.45	

(*) nur FWI only parallel unit

(**) nur FWII only 8 page unit

seulement por groupe I

seulement por groupe II

Pos.28-31

Lagerflansch Kpl.FWI

Lagerflansch Kpl.FWII

Pos.28-31


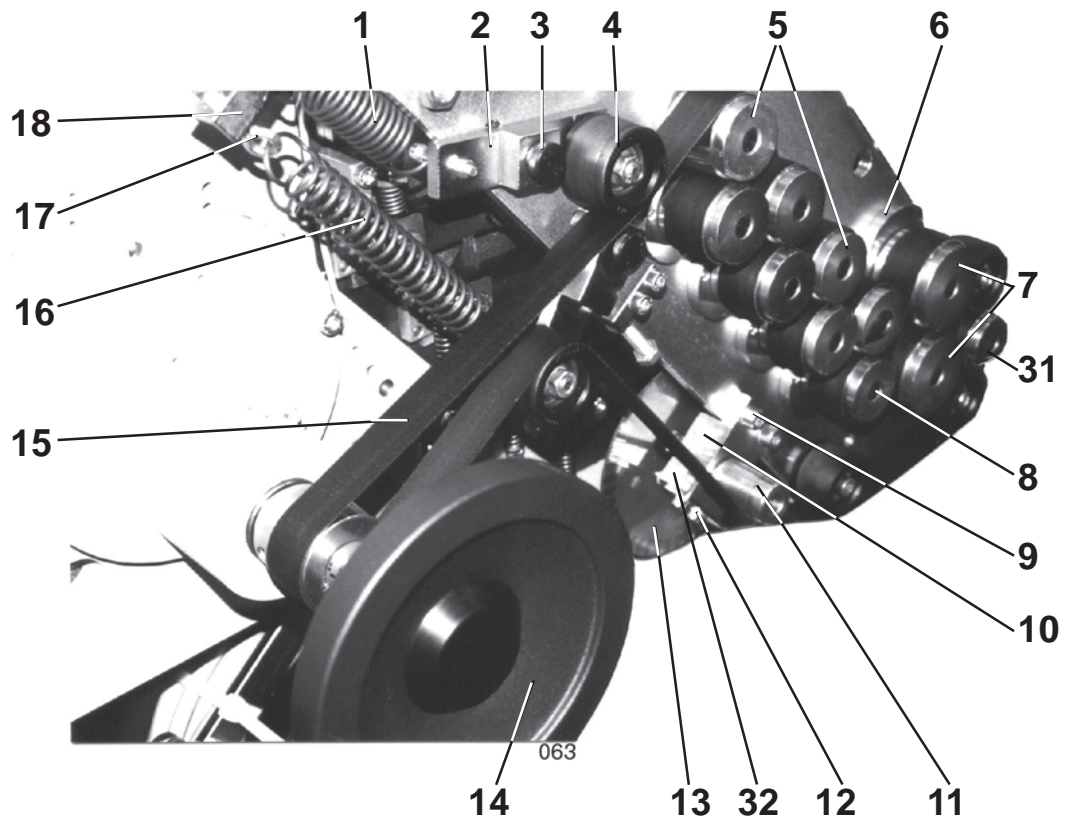
bearing block cpl. parallel unit

bearing block cpl. 8 page unit

Pos.28-31


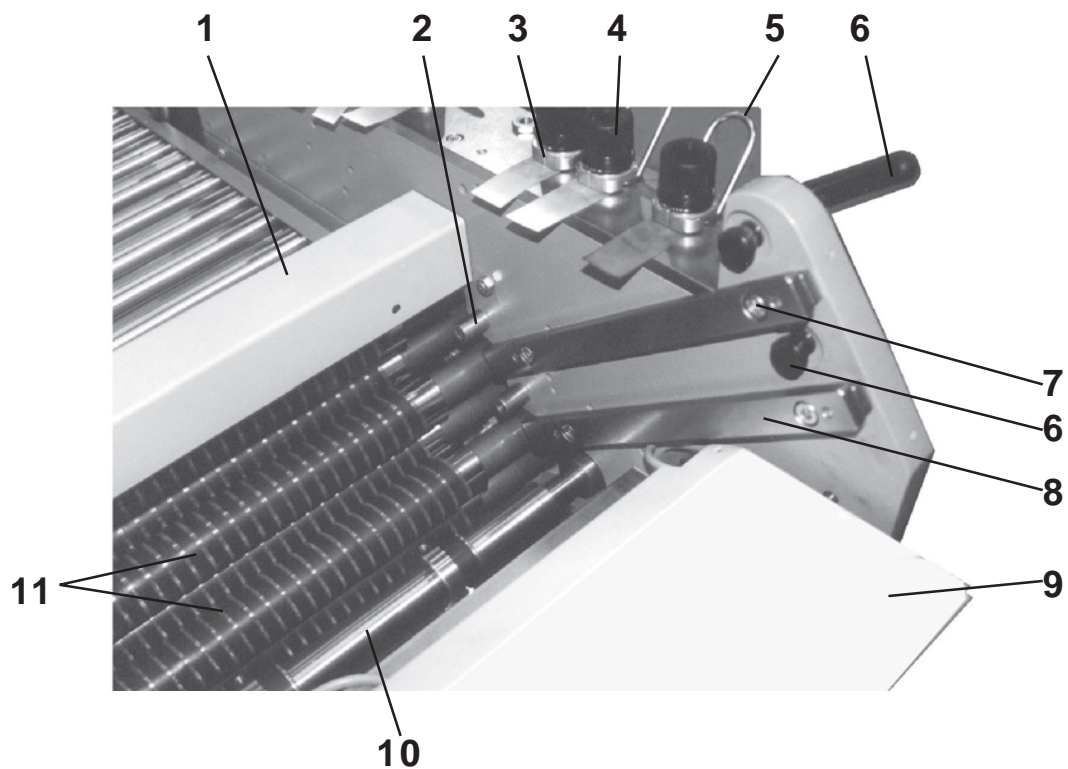
accouplement cpl. groupe I 17.5200.06

accouplement cpl. groupe II 17.5200.10



1	Feder	spring	ressort	00102752	(Z 151 I)
2	Hebel	lever	levier	15.5244.03	
3	Paßschraube	screw	vis	00096263	(M10x12H8x20UPS)
4	Bandspannrolle	tape roller	roulement	00111781	(F56.202)
5	Kupplung Kpl.	coupling cpl.	accouplement cpl.	17.5200.120	
6	Lagerflansch	bearing	bride	17.5227.09	
7	Kupplung Kpl.	coupling cpl.	accouplement cpl.	17.5200.121	
8	Wasserpumpenlager	bearing	roulement	00110215	(374.512)
9(*)	Zylinderschraube	cylinder screw	vis cylindrique	0088997.5	(M8x20 DIN912)
10(*)	Halter	holder	support	15.5244.05	
11(*)	Riemenscheibe	pulley	poulie	15.5232.05	
12(*)	Zylinderschraube	cylinder screw	vis cylindrique	0088658.5	(M5x12 DIN912)
13(*)	Zahnscheibe	toothed belt	courroie dentée	10.5236.03	
14	Handrad	handwheel	volant	00111908	(160-K16-A GN321.6)
15	Band (4Ta)	tape (4 buckle)	courroie (4 poches)	00106289	(NE 17 25x2010)
	Band (6Ta)	tape (6 buckle)	courroie (6 poches)	00106291	(NE 17 25x2275)
16	Feder	spring	ressort	00102753	(Z 155 I)
17	Ringschraube	ring screw	vis de gague	0101428.5	(M5x30)
18	Halter	holder	support	15.5253.00	
19	Lagerflansch	bearing block	bride	35.5227.10	
20	Mutter	nut	ecrou	10.5129.01	
21	Bandspannrolle	tape roller	roulement	00111781	(F56.202)
22	Zylinderschraube	cylinder screw	vis cylindrique	0088849.5	(M6x25 DIN912)
23	Sechskantschraube	hexagon screw	vis à six pans	0090555.5	(M8x50 DIn933)
24	Halter	holder	support	15.5244.01	
25	Paßschraube	screw	vis	00096263	(M10x12H8x20 UPS)
26	Lasche	holder	support	15.5244.02	
27	Welle	shaft	arbre	17.5221.05	
28	Paßfeder	key	clavette	00094318	(A5x5x12 DIN6885)
29	Riemenscheibe	pulley	poulie	17.5232.21	
30	Mutter	nut	ecrou	0090845.5	(M5 DIN934)
31	Kupplung Kpl.	coupling cpl.	accouplement cpl.	17.5200.122	
32	Halter	holder	support	15.5244.06	

(*) nur FWI only parallel unit seulement por groupe I



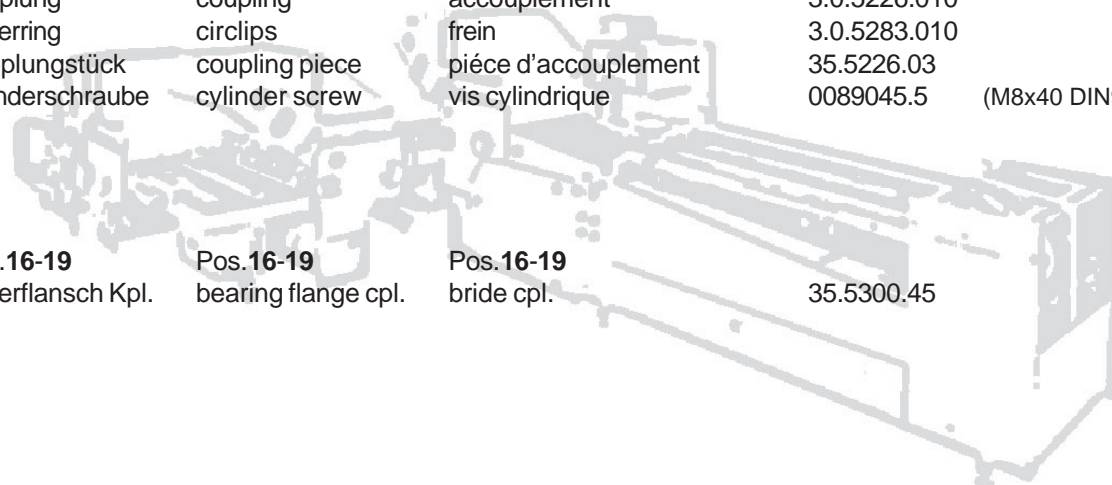
1	Schutzblech	guard	protection	17.5161.02	
2	Bolzen	bolt	axe	17.5329.00	
3	Druckstück	pressure piece	pièce de pression	1.0.5415.320	
4	Griff mit Skalenring	grip with scaled ring	poignée cpl.	1.0.5416.320/1.0.5416.330	
5	Abdruckbügel	hoop	fourchette	2.0.5486.010	
6	Excenterhebel	excenter lever	levier excentrique	10.5125.02	
7	Passschraube	screw	vis	0096250	(M8x10 H8x60UPS)
8	Taschenleiste	buckle bar	barre de poches	10.5144.019	
9	Klappe	flap	trappe	17.5761.33	
10	Messerwelle	slitter shaft	abre de coupe	15.5300.10	
11	Falzwalze	fold roller	cylindre	17.5300.06	
12	Halteplatte	holder	support	10.6344.01	
13	Transportrolle	transport roller	roulette de transport	01.5339.00	
14	Bandwalze	tape roller	courroie	15.5300.12	
15	Halter	holder	support	5.0.5111.010	
16	Welle	shaft	arbre	1.0.5325.091	
17	Kugellager	ball bearing	roulement	00109652	(6002-2Z DIN625)
18	Flansch	flange	bride	1.0.5312.300	
19	Kupplungsstück	coupling piece	pièce d'accouplement	3.0.5326.030	
20	Kupplung	coupling	accouplement	3.0.5226.010	
21	Federring	circlips	frein	3.0.5283.010	
22	Kupplungstück	coupling piece	pièce d'accouplement	35.5226.03	
23	Zylinderschraube	cylinder screw	vis cylindrique	0089045.5	(M8x40 DIN912)

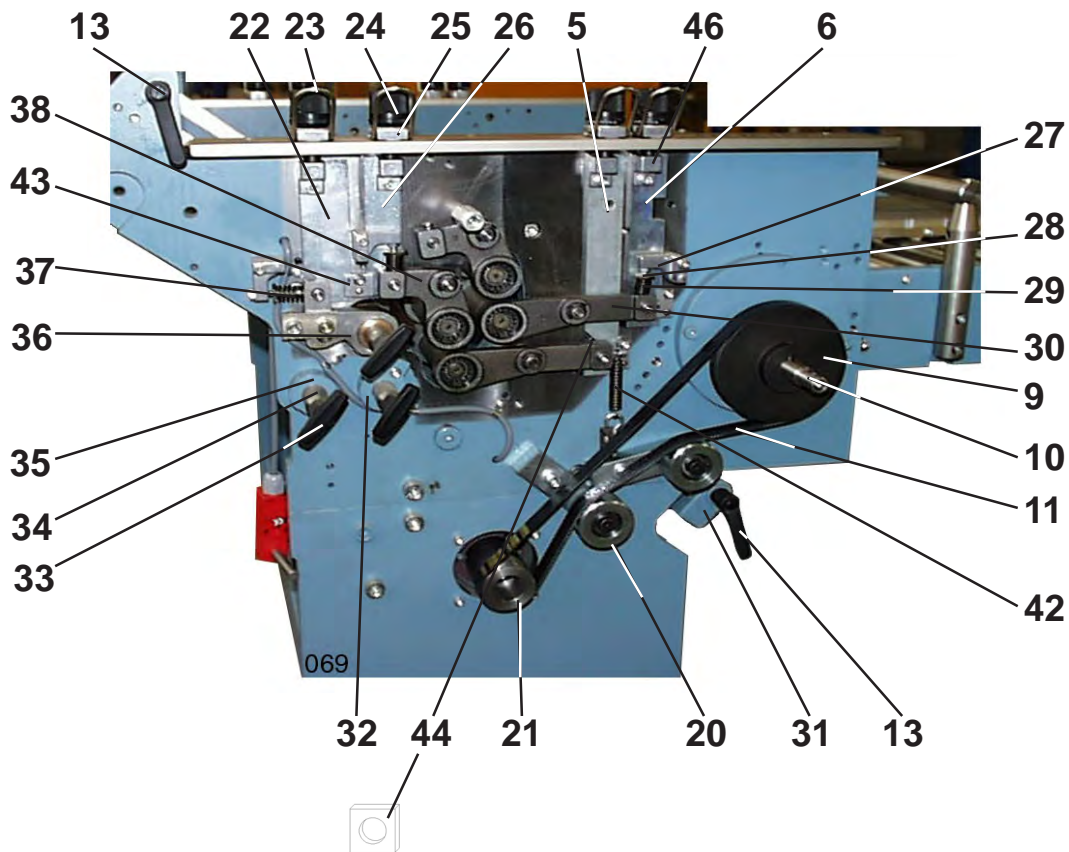
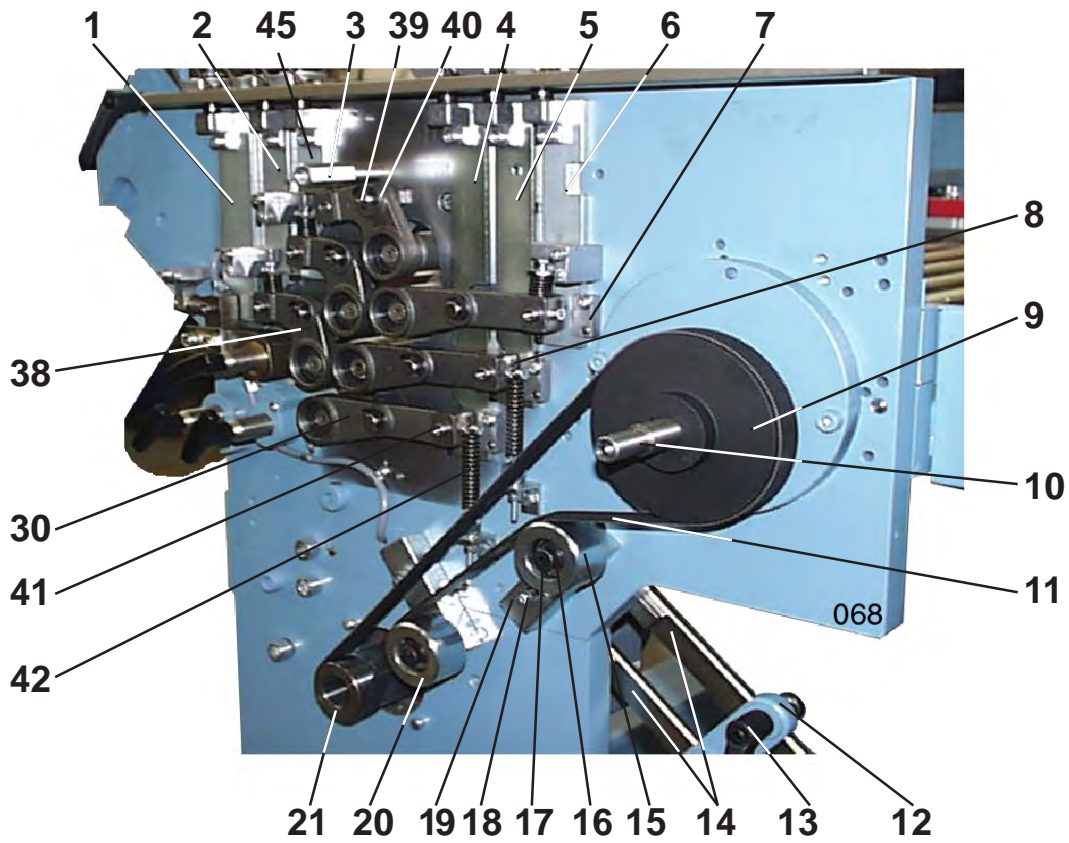
Pos.16-19
 Lagerflansch Kpl.

Pos.16-19
 bearing flange cpl.

Pos.16-19
 bride cpl.

35.5300.45





1(*)	Stellstück	adjustment piece	pièce de réglage	17.5444.10	
2(**)	Stellstück	adjustment piece	pièce de réglage	17.5444.05	
3	Bolzen	bolt	axe	35.5125.00	
4(*)	Stellstück	adjustment piece	pièce de réglage	17.5444.06	
5	Stellstück	adjustment piece	pièce de réglage	17.5444.03	
6	Stellstück	adjustment piece	pièce de réglage	17.5444.00	
7	Halter	holder	support	1.0.5444.310	
8	Zylinderschraube	cylinder screw	vis cylindrique	0088682.5	(M5x20 DIN912)
9	Keilrillenscheibe	pulley	poulie	1.0.5233.020	
10	Welle	shaft	arbre	17.5221.04	
11	Poly-V-Riemen (4 Ta)	poly-V-belt (4 buckle)	courroie-poly-V (4 poches)	00107848	(430 J8-1092LW)
	Poly-V-Riemen (2 Ta)	poly-V-belt (2 buckle)	courroie-poly-V (2 poches)	00107565	(380 J8 965LW)
12	Klemmplatte (4Ta)	clamping plate (4 buckle)	tôle de blocage (4 poches)	17.5100.211	
13	Excenterhebel	excenter lever	levier excentrique	10.5125.02	
14	Taschenleiste Kpl.	buckle bar cpl.	barre de poches cpl.	17.5100.207	
15	Rolle	roller	roulette	1.0.5232.380	
16	Banspannrollenlager	bearing	roulement	00111977	(F80-491)
17	Zylinderschraube	cylinder screw	vis cylindrique	0089037.5	(M8x35 DIN912)
18	Zylinderschraube	cylinder screw	vis cylindrique	0089011.5	(M8x30 DIN912)
19	Riemenspanner	belt tension lever	levier de tendeur	3.0.6243.100	
20	Riemenspanner	belt tension lever	levier de tendeur	17.5200.52	
21	Keilrillenscheibe	pulley	poulie	1.0.5233.011	
22(**)	Stellstück	adjustment piece	pièce de réglage	17.5444.11	
23	Abdrückbügel	hoop	fourchette	2.0.5486.010	
24	Griff mit Skalenring	grip with scaled ring	poignée cpl.	1.0.5416.320/1.0.5416.330	
25	Druckstück	pressure piece	pièce de pression	1.0.5415.320	
26(**)	Stellstück	adjustment piece	pièce de réglage	17.5444.02	
27	Halter	holder	support	1.0.5415.310	
28	Bolzen	bolt	axe	5.0.5325.061	
29	Druckfeder	spring	ressort	50 480 080	
30	Walzenhebel	lever	levier	17.5311.01	
31	Klemmplatte (2Ta)	clamping plate (2 buckle)	tôle de blocage (2 poches)	17.5100.210	
32	Steckachse Kpl.	bearing plug cpl.	axe avec bride cpl.	10.5300.06	(GN 563-55-M8)
33	Griff-T	grip	poignée	00100260	
34	Steckachse	bearing plug	axe	5.0.5325.050	
35	Lagerbuchse	bearing bush	douille de palier	5.0.5312.102	
36	Lagerhebel Kpl.	bearing lever cpl.	levier cpl.	15.5300.14	
37	Feder	spring	ressort	50 480 080	
38	Walzenhebel	bearing lever	levier	17.5311.00	
39	Bolzen	bolt	axe	1.0.5325.360	
40	Kl-Sicherung	circlips	frein	00101592	(12 SXN 09-R)
41	Bolzen	bolt	axe	1.0.5325.011	
42	Zugfeder	spring	ressort	00102699	(Z-130 M)
43	Halter	holder	support	1.0.5444.300	
44	Gleitstein	gliding piece	pièce de glissère	1.0.5326.020	
45(*)	Stellstück	adjustment piece	pièce de réglage	17.5444.01	
46	Stellstück	adjustment piece	pièce de réglage	1.0.5415.300	

(*) nur 4 Taschenausführung

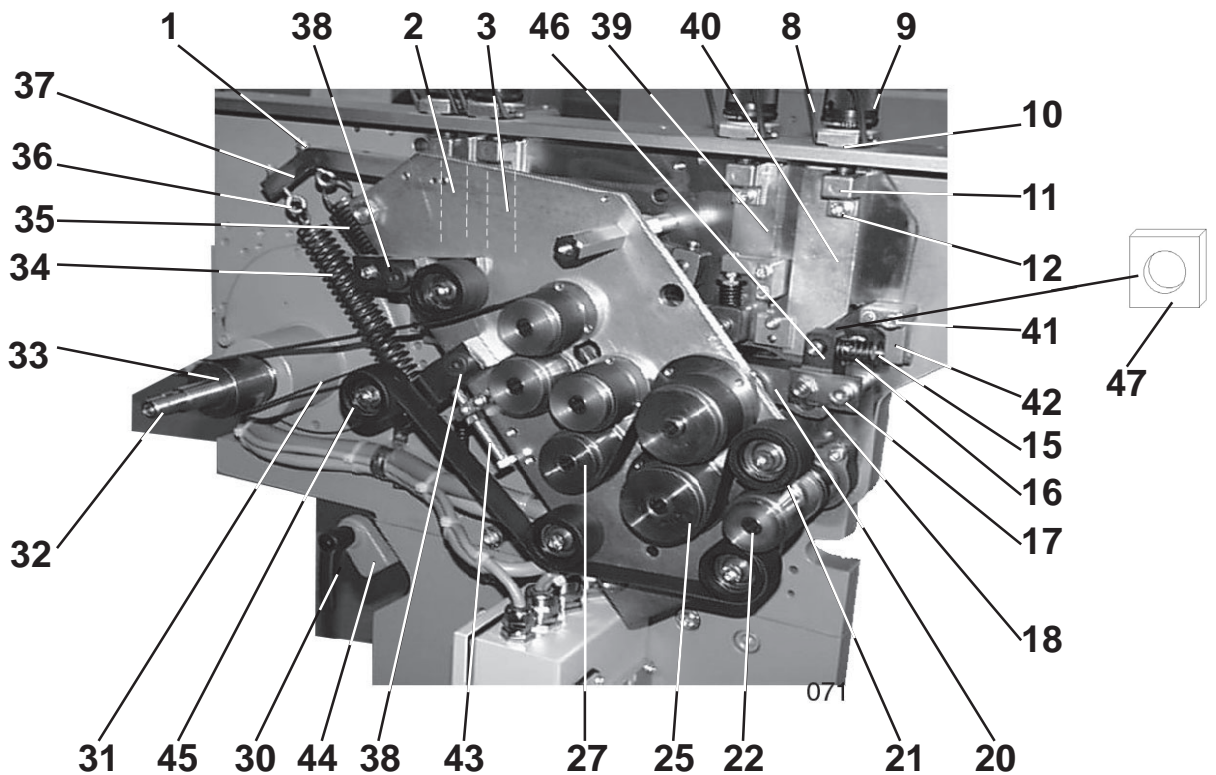
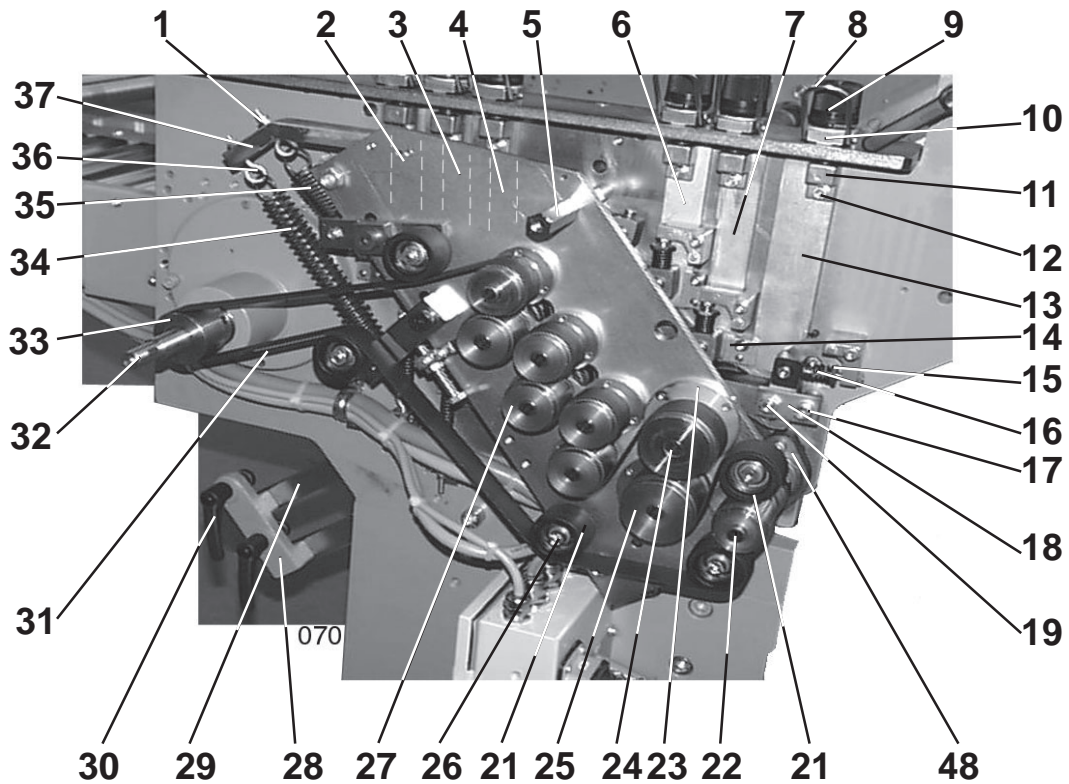
(**) nur 2 Taschenausführung

only 4 buckle units

only 2 buckle units

seulement 4 poches

seulement 2 poches



1	Mutter	nut	ecrou	0090845.5	(M5 DIN934)
2	Stellstück	adjustment piece	pièce de réglage	17.5444.00	
3	Stellstück	adjustment piece	pièce de réglage	17.5444.03	
4(*)	Stellstück	adjustment piece	pièce de réglage	17.5444.06	
5	Mutter	nut	ecrou	10.5129.01	
6(*)	Stellstück	adjustment piece	pièce de réglage	17.5444.01	
7(*)	Stellstück	adjustment piece	pièce de réglage	17.5444.05	
8	Abdrückbügel	hoop	fourchette	2.0.5486.010	
9	Griff mit Skalenring	grip with scaled ring	poignée cpl.	1.0.5416.320/1.0.5416.330	
10	Druckstück	pressure piece	pièce de pression	1.0.5415.320	
11	Stellstück	adjustment piece	pièce de réglage	1.0.5415.300	
12	Zylinderschraube	cylinder screw	vis cylindrique	0088799.5	(M6x12 DIN912)
13(*)	Stellstück	adjustment piece	pièce de réglage	17.5444.10	
14	Lasche	holder	support	1.0.5444.300	
15	Bolzen	bolt	axe	5.0.5325.061	
16	Druckfeder	spring	ressort	50 480 080	
17	Zylinderschraube	cylinder screw	vis cylindrique	0089045.5	(M8x40 DIN912)
18	Halteplatte	holder	support	10.6344.01	
19	Gewindestift	screw	vis	0089698.5	(M8x12 DIN913)
20	Lagerhebel Kpl.	bearing lever cpl.	levier cpl.	35.5300.42	
21	Bandspannrolle	tape roller	roulement	00111781	(F56.202)
22	Kupplung Kpl.	coupling cpl.	accouplement cpl.	17.5200.122	
23	Lagerflansch	bearing block	palier	17.5227.09	
24	Wasserpumpenlager	bearing lever	roulement	00110215	(374.512)
25	Riemenscheibe	pulley	poulie	17.5232.19	
26	Zylinderschraube	cylinder screw	vis cylindrique	0089078.5	(M8x50 DIN912)
27	Kupplung Kpl.	coupling cpl.	accouplement cpl.	17.5200.120	
28	Klemmplatte (4Ta)	clamping plate (4 buckle)	tôle de blocage (4 poches)	17.5100.211	
29	Taschenleiste Kpl.	buckle bar cpl.	barre de poches cpl.	17.5100.208	
30	Excenterhebel	excenter lever	levier excentrique	10.5125.02	
31	Band (4Ta)	tape (4 buckle)	courroie (4 poches)	00106289	(NE 17 25x2010)
	Band (2Ta)	tape (2 buckle)	courroie (2 poches)	00106279	(NE 17 25x1750)
32	Welle	shaft	arbre	17.5232.21	
33	Riemenscheibe	pulley	poulie	17.5232.21	
34	Feder	spring	ressort	00102753	(Z155 I)
35	Feder	spring	ressort	00102752	(Z151 I)
36	Ringschraube	ring screw	vis de gague	0101428.5	(M5x30)
37	Halter	holder	support	15.5253.00	
38(**)	Paßschraube	screw	vis	00096263	(M10x12H8x20 UPS)
39(**)	Stellstück	adjustment piece	pièce de réglage	17.5444.02	
40	Stellstück	adjustment piece	pièce de réglage	17.5444.11	
41	Zylinderschraube	cylinder screw	vis cylindrique	0088880.5	(M6x45 DIN912)
42	Halter	holder	support	1.0.5415.310	
43	Sechskantschraube	hexagon screw	vis à six pans	0090555.5	(M8x50 DIN933)
44	Klemmplatte	clamping plate	tôle de blocage	17.5100.210	
45	Bandspannrolle	tape roller	roulement	00111781	(F56.202)
46	Lagerhebel Kpl.	bearing lever cpl.	levier cpl.	35.5300.42	
47	Gleitstein	gliding piece	pièce de glissère	1.0.5326.020	
48	Lagerflansch Kpl.	bearing block cpl.	bride cpl.	35.5300.45	

(*) nur 4 Taschen ausführung
 only 4 buckle units
 seulement groupe de 4 poches

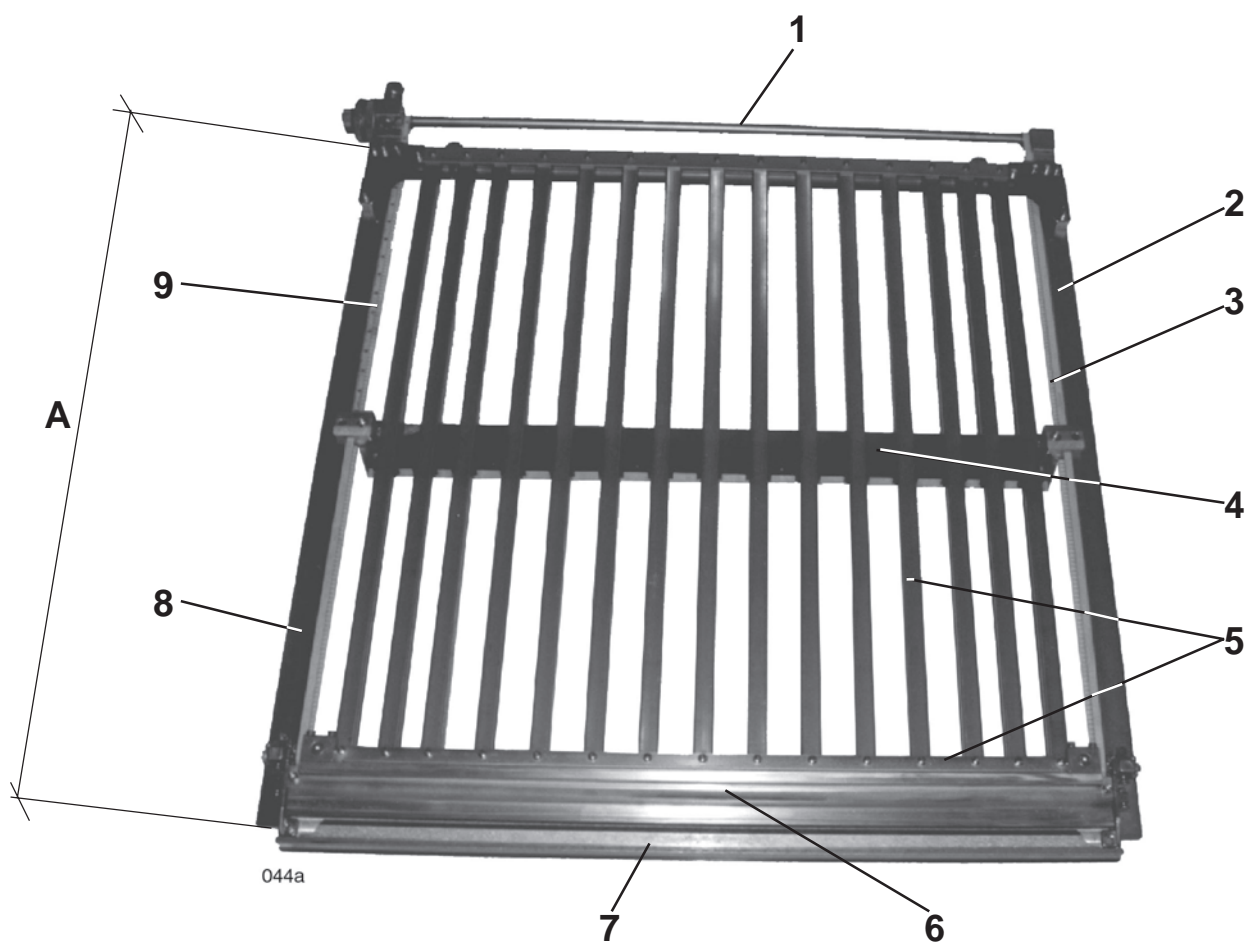
(**) nur 2 Taschen ausführung
 only 2 buckle units
 seulement groupe de 2 poches

Pos.23-25
 Kupplung Kpl.

Pos.23-25
 coupling cpl.

Pos.23-25
 accouplement cpl.

17.5200.121

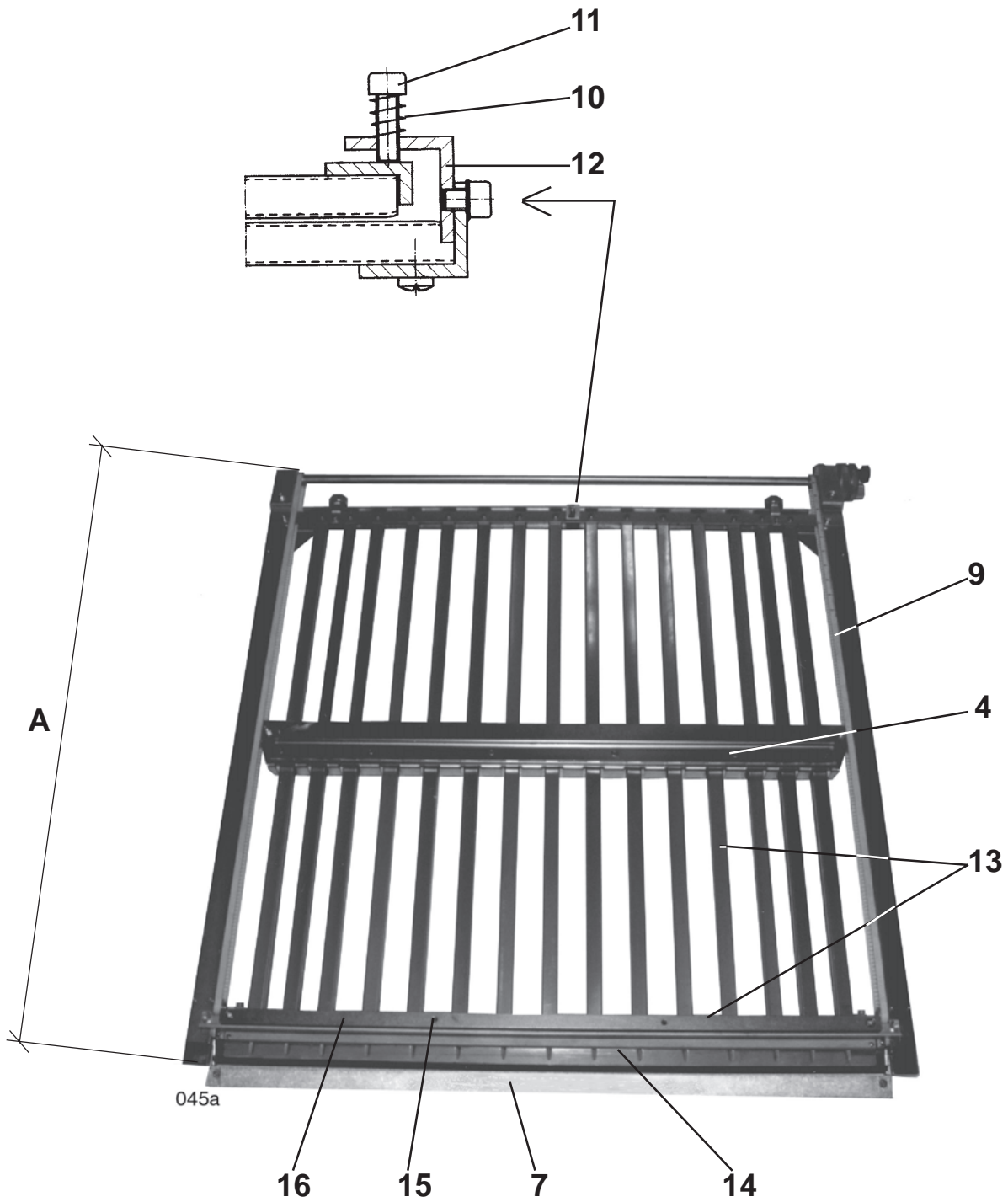


1	Welle	shaft	arbre	T700	17.5621.00
				T800.1	17.5621.15
2	Längsholm	bar	barre	T700/800.1 FWI/unit I/ groupe I	
		T700/800.1 FWII/unit II/ groupe II			
		No. 1.1 (A=828) - 17.5641.05		No. 2.1 (A=828) - 17.5641.05	
		No. 2.1 (A=828) - 17.5641.05		No. 2.2 (A=618) - 17.5641.07	
		No. 1.3 (A=618) - 17.5641.07		No. 2.3 (A=618) - 17.5641.07	
		No. 4.1 (A=618) - 17.5641.07		No. 4.2 (A=618) - 17.5641.07	
		No. 1.5 (A=618) - 17.5641.07		No. 2.5 (A=618) - 17.5641.07	
		No. 6.1 (A=618) - 17.5641.07		No. 6.2 (A=618) - 17.5641.07	
3	Zahnriemen ohne „mm“ Scala	timing belt without „mm“ scale	courroie dentée sans échelle graduée „mm“	T700/800.1 FWI/unit I/ groupe I	
		T700/800.1 FWII/unit II/ groupe II			
		No. 1.1 - 10.5673.24 (1640 mm lg)		No. 2.1 - 10.5673.24 (1640 mm lg)	
		No. 2.1 - 10.5673.24 (1640 mm lg)		No. 2.2 - 10.5673.25 (1220 mm lg)	
		No. 1.3 - 10.5673.25 (1220 mm lg)		No. 2.3 - 10.5673.25 (1220 mm lg)	
		No. 4.1 - 10.5673.25 (1220 mm lg)		No. 4.2 - 10.5673.25 (1220 mm lg)	
		No. 1.5 - 10.5673.25 (1220 mm lg)		No. 2.5 - 10.5673.25 (1220 mm lg)	
		No. 6.1 - 10.5673.25 (1220 mm lg)		No. 6.2 - 10.5673.25 (1220 mm lg)	
4	Anschlag	sheet stop	butée	T700	17.5600.91(*)
				T800.1	17.5600.340 (78cm)
5	Taschenoberteil	buckle part top	poche du haut	T700 FWI/unit I/ groupe I	
		T700 FWII/unit II/ groupe II (*)			
		No. 1.1 - 17.5600.31		No. 2.1 - 17.5600.31	
		No. 2.1 - 17.5600.31		No. 2.2 - 17.5600.32	
		No. 1.3 - 17.5600.32		No. 2.3 - 17.5600.32	
		No. 4.1 - 17.5600.32		No. 4.2 - 17.5600.32	
		No. 1.5 - 17.5600.32		No. 2.5 - 17.5600.32	
		No. 6.1 - 17.5600.32		No. 6.2 - 17.5600.32	
		T800.1 FWI/unit I/ groupe I		T800.1 FWII/unit II/ groupe II (78cm)	
		No. 1.1 - 17.5600.337		No. 2.1 - 17.5600.337	
		No. 2.1 - 17.5600.337		No. 2.2 - 17.5600.338	
		No. 1.3 - 17.5600.338		No. 2.3 - 17.5600.338	
		No. 4.1 - 17.5600.338		No. 4.2 - 17.5600.338	
		No. 1.5 - 17.5600.338		No. 2.5 - 17.5600.338	
		No. 6.1 - 17.5600.338		No. 6.2 - 17.5600.338	
6	Einlauf oben	top plate lip	pièce d'introduction du haut	T700 FWI/unit I/ groupe I	
		T700 FWII/unit II/ groupe II (*)			
		No. 1.1 - 17.5651.07		No. 2.1 - 17.5651.08	
		No. 2.1 - 17.5651.07		No. 2.2 - 17.5651.08	
		No. 1.3 - 17.5651.08		No. 2.3 - 17.5651.08	
		No. 4.1 - 17.5651.08		No. 4.2 - 17.5651.08	
		No. 1.5 - 17.5651.08		No. 2.5 - 17.5651.08	
		No. 6.1 - 17.5651.08		No. 6.2 - 17.5651.08	
		T800.1 FWI/unit I/ groupe I		T800.1 FWII/unit II/ groupe II (78cm)	
		No. 1.1 - 17.5651.61		No. 2.1 - 17.5651.62	
		No. 2.1 - 17.5651.61		No. 2.2 - 17.5651.62	
		No. 1.3 - 17.5651.62		No. 2.3 - 17.5651.62	
		No. 4.1 - 17.5651.62		No. 4.2 - 17.5651.62	
		No. 1.5 - 17.5651.62		No. 2.5 - 17.5651.62	
		No. 6.1 - 17.5651.62		No. 6.2 - 17.5651.62	
7	Bogenweiche	deflector	deviation	T700	17.5651.12
				T800.1	17.5651.59
8	Längsholm	bar	barre	T700/800.1 FWI/unit I/ groupe I	
		T700/800.1 FWII/unit II/ groupe II			
		No. 1.1 (A=828) - 17.5641.04		No. 2.1 (A=828) - 17.5641.04	
		No. 2.1 (A=828) - 17.5641.04		No. 2.2 (A=618) - 17.5641.06	
		No. 1.3 (A=618) - 17.5641.06		No. 2.3 (A=618) - 17.5641.06	
		No. 4.1 (A=618) - 17.5641.06		No. 4.2 (A=618) - 17.5641.06	
		No. 1.5 (A=618) - 17.5641.06		No. 2.5 (A=618) - 17.5641.06	
		No. 6.1 (A=618) - 17.5641.06		No. 6.2 (A=618) - 17.5641.06	


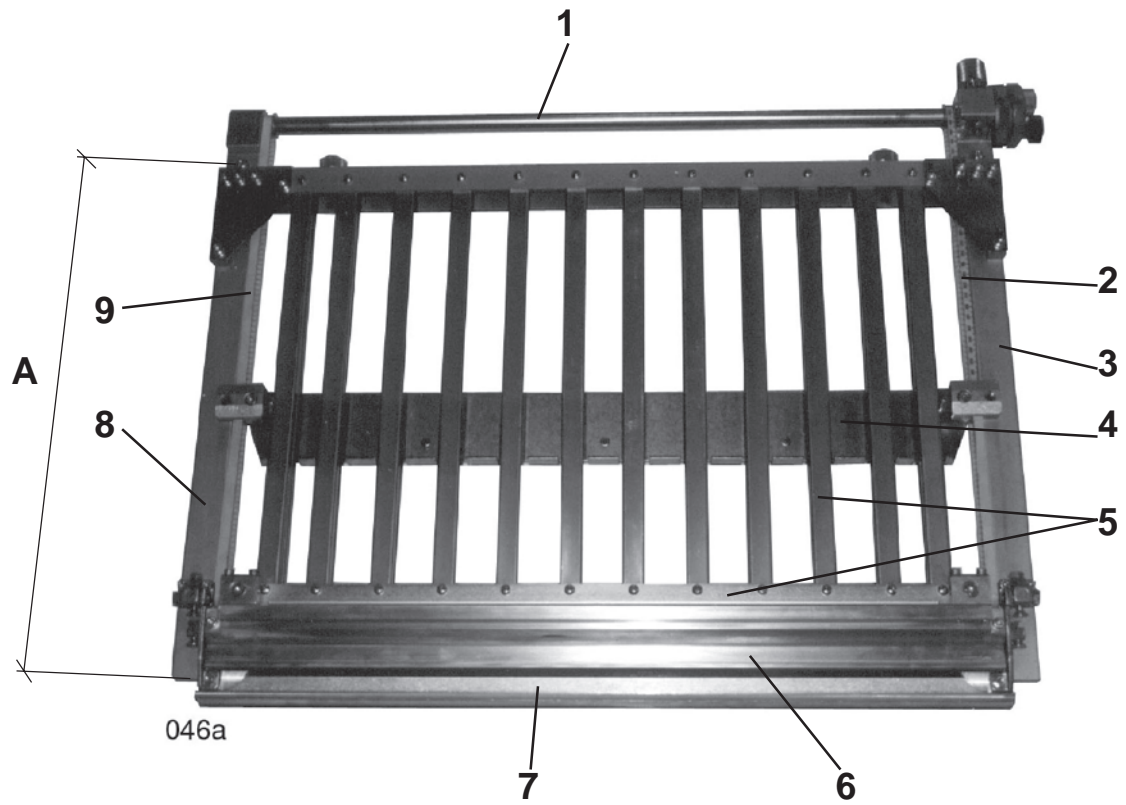
(*) auch FWII-T800.1
 mit 68cm max.
 Arbeitsbreite

also 8-page unit
 T800.1 with 68cm.
 max. sheet size

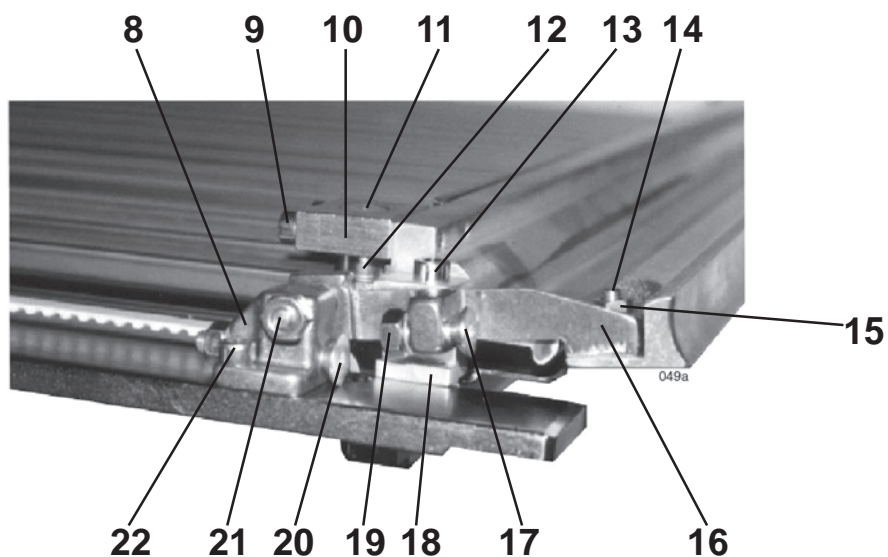
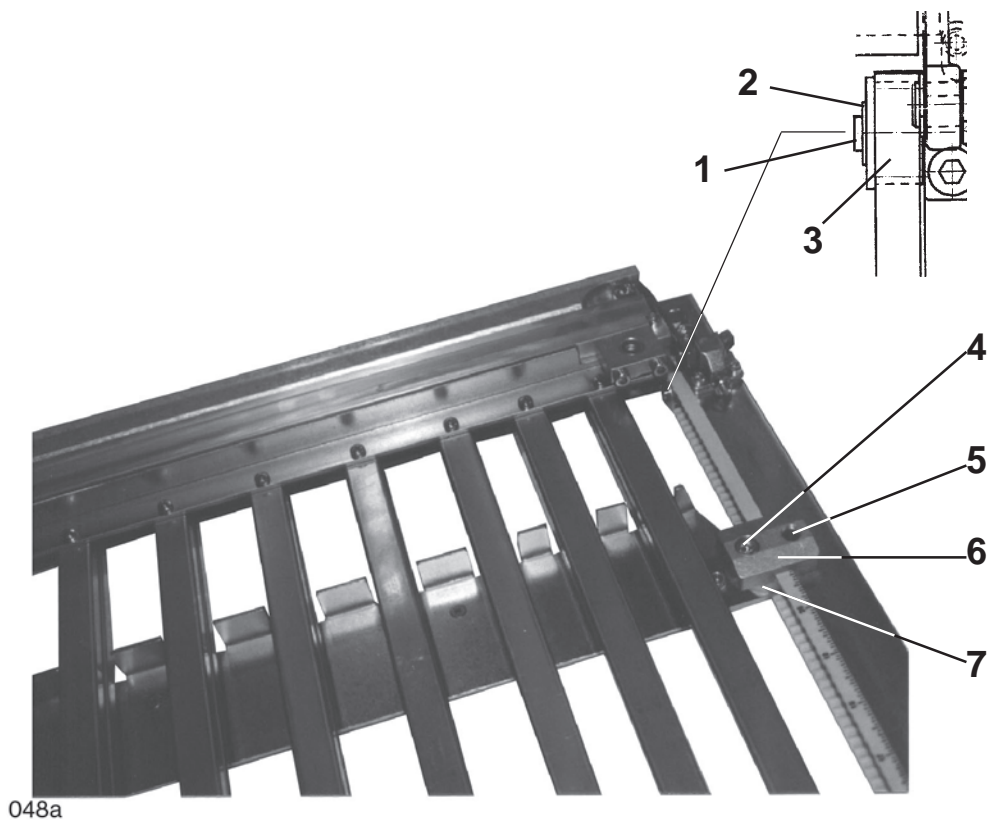
aussi groupe II - T800.1
 avec largeur max. 68cm



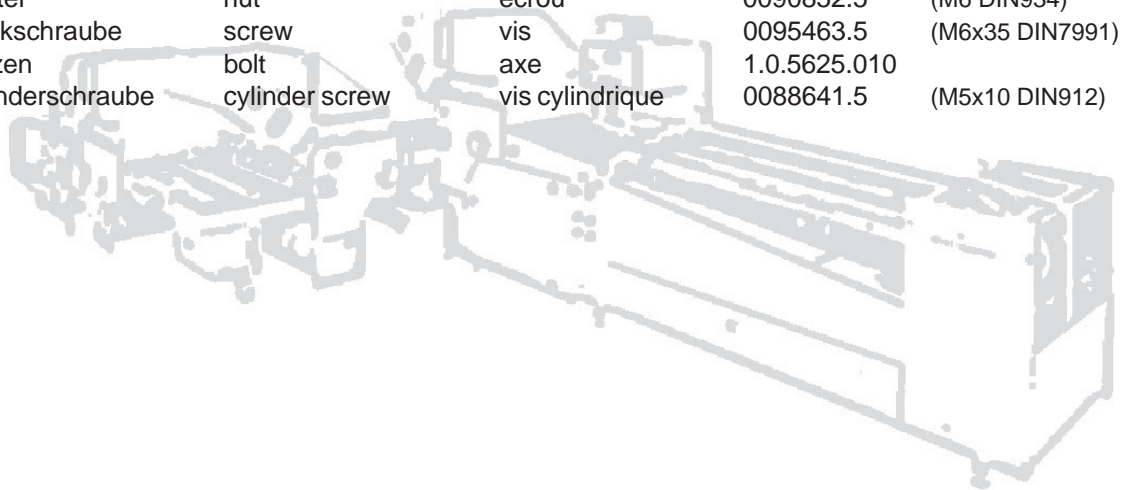
9 Zahnriemen mit „mm“ Scala	timing belt with scale „mm“ T700/800.1 FWI/unit I/ groupe I No. 1.1 - 17.5673.04 (1640 mm lg) No. 2.1 - 17.5673.05 (1640 mm lg) No. 1.3 - 17.5673.06 (1220 mm lg) No. 4.1 - 17.5673.07 (1220 mm lg) No. 1.5 - 17.5673.06 (1220 mm lg) No. 6.1 - 17.5673.07 (1220 mm lg)	courroie dentée avec échelle graduée „mm“ T700/800.1 FW II/ unit II/ groupe II No. 2.1 - 17.5673.04 (1640 mm lg) No. 2.2 - 17.5673.07 (1220 mm lg) No. 2.3 - 17.5673.06 (1220 mm lg) No. 4.2 - 17.5673.07 (1640 mm lg) No. 2.5 - 17.5673.06 (1220 mm lg) No. 6.2 - 17.5673.07 (1220 mm lg)	
10 Feder	spring	ressort	00102681 (D128)
11 Zylinderschraube	cylinder screw	vis cylindrique	0088666.5 (M5x16 DIN912)
12 Winkel	holder	support	10.5653.20
13 Taschenunterteil Kpl.	buckle part below cpl. T700 FWI/unit I/ groupe I No. 1.1 - 17.5600.81 No. 2.1 - 17.5600.240 No. 1.3 - 17.5600.82 No. 4.1 - 17.5600.82 No. 1.5 - 17.5600.82 No. 6.1 - 17.5600.82	poches du bas cpl. T700 FW II/ unit II/ groupe II (*) No. 2.1 - 17.5600.81 No. 2.2 - 17.5600.82 No. 2.3 - 17.5600.82 No. 4.2 - 17.5600.82 No. 2.5 - 17.5600.82 No. 6.2 - 17.5600.82	
	T800.1 FWI/unit I/ groupe I No. 1.1 - 17.5600.310 No. 2.1 - 17.5600.311 No. 1.3 - 17.5600.312 No. 4.1 - 17.5600.312 No. 1.5 - 17.5600.312 No. 6.1 - 17.5600.312	T800.1 FW II/ unit II/ groupe II (78cm) No. 2.1 - 17.5600.310 No. 2.2 - 17.5600.312 No. 2.3 - 17.5600.312 No. 4.2 - 17.5600.312 No. 2.5 - 17.5600.312 No. 6.2 - 17.5600.312	
14 Einlauf unten Kpl.	bottom plate lip cpl. T700 FWI/unit I/ groupe I No. 1.1 - 17.5600.88 No. 2.1 - 17.5600.225 No. 1.3 - 17.5600.225 No. 4.1 - 17.5600.225 No. 1.5 - 17.5600.225 No. 6.1 - 17.5600.225	pièce d'introduction de bas cpl. T700 FW II/ unit II/ groupe II (*) No. 2.1 - 17.5600.88 No. 2.2 - 17.5600.225 No. 2.3 - 17.5600.225 No. 4.2 - 17.5600.225 No. 2.5 - 17.5600.225 No. 6.2 - 17.5600.225	
	T800 FWI/unit I/ groupe I No. 1.1 - 17.5600.316 No. 2.1 - 17.5600.317 No. 1.3 - 17.5600.317 No. 4.1 - 17.5600.317 No. 1.5 - 17.5600.317 No. 6.1 - 17.5600.317	T800 FW II/ unit II/ groupe II (78cm) No. 2.1 - 17.5600.316 No. 2.2 - 17.5600.317 No. 2.3 - 17.5600.317 No. 4.2 - 17.5600.317 No. 2.5 - 17.5600.317 No. 6.2 - 17.5600.317	
15 Gewindestift	screw	vis	0089615.5 (M6x10 DIN913)
16 Verstärkungsleiste	reinforcing bar	barre de renforcement	T700 17.5641.00 T800.1 17.5641.16
(*) auch FWII-T800.1 mit 68cm max. Arbeitsbreite	also 8-page unit T800.1 with 68cm max. sheet size	aussi groupe II - T800.1 avec largeur max. 68cm	

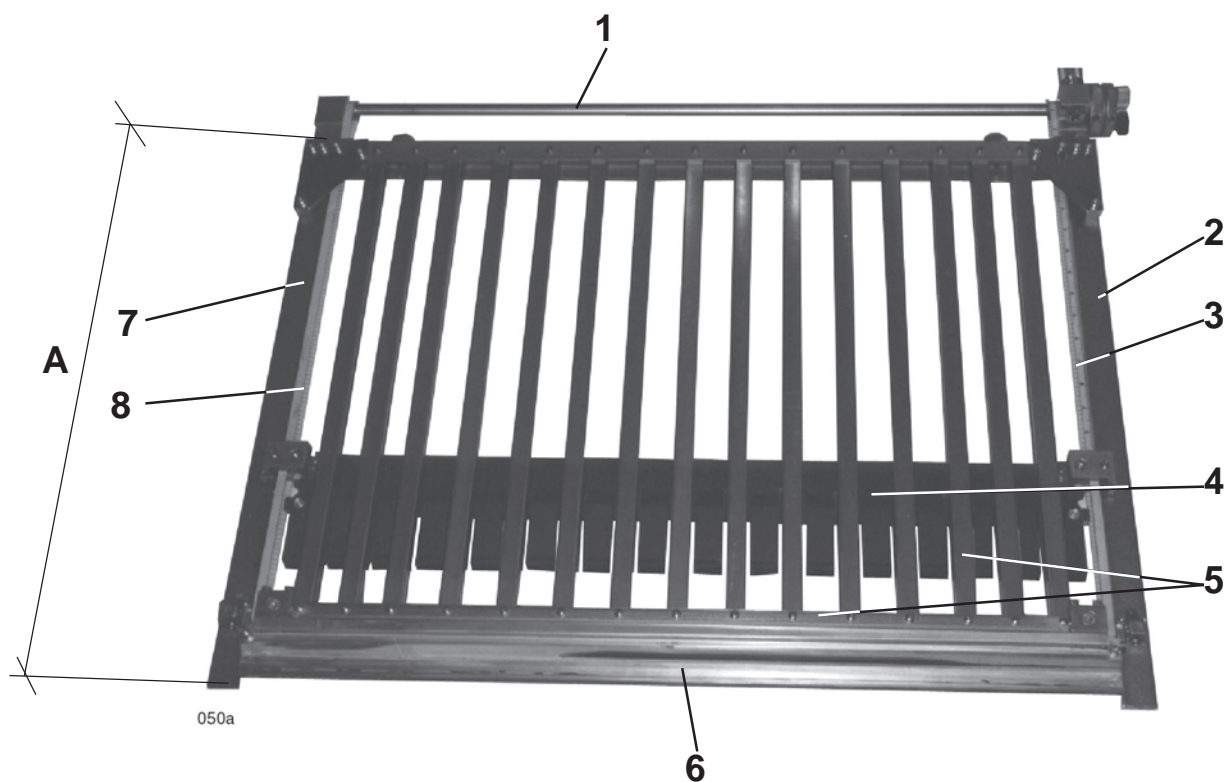


1	Stange	bar	barre	10.5621.04
2	Zahnriemen mit „mm“ Scala	timing belt with scale „mm“	courroie dentée avec échelle graduée „mm“	T700/800.1 FW III/ unit III/ groupe III No. 3.1 - 17.5673.06 (1220 mm lg) No. 2.3 - 17.5673.14 (940 mm lg) No. 3.3 - 17.5673.06 (1220 mm lg) No. 4.3 - 17.5673.14 (940 mm lg)
3	Längsholm	bar	barre	T700/800.1 FW IV/ unit IV/ groupe IV No. 4.1 - 17.5641.12 (940 mm lg) No. 2.4 - 17.5673.16 (840 mm lg)
4	Anschlag	sheet stop	butée	10.5600.81
5	Taschenoberteil Kpl.	buckle part top cpl.	poche du haut	T700/800.1 FW III/ unit III/ groupe III No. 3.1 - 17.5600.35 No. 2.3 - 17.5600.36 No. 3.3 - 17.5600.35 No. 4.3 - 17.5600.36
6	Einlauf oben	top plate lip	pièce d'introduction du haut	17.5651.11
7	Bogenweiche	deflector	deviation	10.5651.30
8	Längsholm	bar	barre	T700/800.1 FW IV/ unit IV/ groupe IV No. 4.1 - 17.5641.08 (A=478) No. 2.4 - 17.5641.10 (A=428)
9	Zahnriemen ohne Scala	timing belt without scale	courroie dentée sans échelle graduée	T700/800.1 FW III/ unit III/ groupe III No. 3.1 - 10.5673.25 (1220 mm lg) No. 2.3 - 10.5673.28 (940 mm lg) No. 3.3 - 10.5673.25 (1220 mm lg) No. 4.3 - 10.5673.28 (940 mm lg)
10	Taschenunterteil Kpl.	buckle part below cpl.	poches du bas cpl.	T700/800.1 FW IV/ unit IV/ groupe IV No. 4.1 - 17.5600.85 No. 2.4 - 17.5600.87
11	Gewindestift	screw	vis	0089615.5 (M6x10 DIN913)
12	Verstärkungsleiste	reinforcing bar	barre de renforcement	17.5641.02

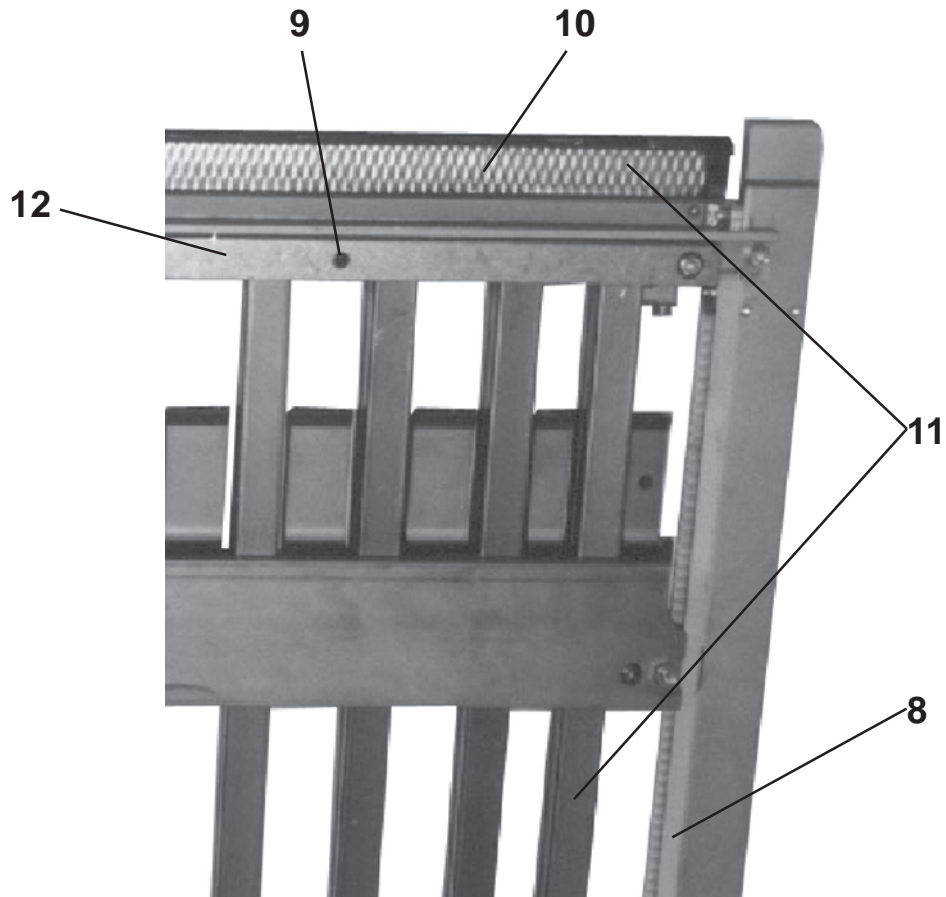


1	Paßkerbstift	notched set pin	goupille cannelée	0092718.5	(B6x28 DIN1469)
2	Sicherungscheibe	circlips	frein	0094185.5	(5 DIN6799)
3	Zahnrad	tooth belt wheel	courroie dentée	2.0.5636.020	
4	Zylinderschraube	cylinder screw	vis cylindrique	0088856.5	(M6x30 DIN 912)
5	Stellschraube	adjustment screw	vis de réglage	50 370 040	
6	Klemmstück	clamping piece	pièce de réglage	10.5644.01	
7	Beilage	distance	distance	2.0.5644.051	
8	Lagerbock	bearing block	palier	1.0.5615.010	
9	Zylinderschraube	cylinder screw	vis cylindrique	0088724.5	(M5x35 DIN912)
10	Halter	holder	support	10.5644.06	
11	Senkschraube	screw	vis	0095448.5	(M6x25 DIN7991)
12	Feder	spring	ressort	0102835	(D191)
13	Zylinderschraube	cylinder screw	vis cylindrique	0088666.5	(M5x16 DIN912)
14	Senkschraube	screw	vis	0095323.5	(M5x16 DIN7991)
15	Mutter	nut	ecrou	0090845.5	(M5 DIN934)
16	Hebel (Bild)	lever (picture)	levier (photo)	1.0.5615.030	
	Hebel (Gegenseite)	lever (opposite)	levier (opposé)	1.0.5615.020	
17	Senkschraube	screw	vis	0095422.5	(M6x20 DIN7991)
18	Halter	holder	support	17.5644.01	
19	Mutter	nut	ecrou	0090852.5	(M6 DIN934)
20	Senkschraube	screw	vis	0095463.5	(M6x35 DIN7991)
21	Bolzen	bolt	axe	1.0.5625.010	
22	Zylinderschraube	cylinder screw	vis cylindrique	0088641.5	(M5x10 DIN912)





1	Stange	bar	barre	T700	17.5621.00
				T800.1	17.5621.10
2	Längsholm	bar	barre	T700/800.1 FWI/unit I/ groupe I	T700/800.1 FW II/ unit II/ groupe II
				No. 1.1 (A=828) - 17.5641.04	No. 2.1 (A=828) - 17.5641.04
				No. 2.1 (A=828) - 17.5641.04	No. 2.2 (A=618) - 17.5641.06
				No. 1.3 (A=618) - 17.5641.06	No. 2.3 (A=618) - 17.5641.06
				No. 4.1 (A=618) - 17.5641.06	No. 4.2 (A=618) - 17.5641.06
				No. 1.5 (A=618) - 17.5641.06	No. 2.5 (A=618) - 17.5641.06
				No. 6.1 (A=618) - 17.5641.06	No. 6.2 (A=618) - 17.5641.06
3	Zahnriemen mit „mm“ Scala	timing belt with scale „mm“	courroie dentée avec échelle graduée „mm“	T700/800.1 FWI/unit I/ groupe I	T700/800.1 FW II/ unit II/ groupe II
				No. 1.1 - 10.5673.16 (1640 mm lg)	No. 2.1 - 10.5673.16 (1640 mm lg)
				No. 2.1 - 10.5673.17 (1640 mm lg)	No. 2.2 - 10.5673.19 (1220 mm lg)
				No. 1.3 - 10.5673.18 (1220 mm lg)	No. 2.3 - 10.5673.18 (1220 mm lg)
				No. 4.1 - 10.5673.19 (1220 mm lg)	No. 4.2 - 10.5673.19 (1220 mm lg)
				No. 1.5 - 10.5673.18 (1220 mm lg)	No. 2.5 - 10.5673.18 (1220 mm lg)
				No. 6.1 - 10.5673.19 (1220 mm lg)	No. 6.2 - 10.5673.19 (1220 mm lg)
4	Anschlag	sheet stop	butée	T700	17.5651.05 (*)
				T800 .1	17.5651.60
5	Taschenoberteil Kpl.	buckle part top cpl.	poche part du haut	T700 FWI/unit I/ groupe I	T700 FW II/ unit II/ groupe II (*)
				No. 1.1 - 17.5600.31	No. 2.1 - 17.5600.31
				No. 2.1 - 17.5600.31	No. 2.2 - 17.5600.32
				No. 1.3 - 17.5600.32	No. 2.3 - 17.5600.32
				No. 4.1 - 17.5600.32	No. 4.2 - 17.5600.32
				No. 1.5 - 17.5600.32	No. 2.5 - 17.5600.32
				No. 6.1 - 17.5600.32	No. 6.2 - 17.5600.32
				T800.1 FWI/unit I/ groupe I	T800.1 FW II/ unit II/ groupe II (78cm)
				No. 1.1 - 17.5600.337	No. 2.1 - 17.5600.337
				No. 2.1 - 17.5600.337	No. 2.2 - 17.5600.338
				No. 1.3 - 17.5600.338	No. 2.3 - 17.5600.338
				No. 4.1 - 17.5600.338	No. 4.2 - 17.5600.338
				No. 1.5 - 17.5600.338	No. 2.5 - 17.5600.338
				No. 6.1 - 17.5600.338	No. 6.2 - 17.5600.338
6	Einlauf oben	top plate lip	pièce d'introduction du haut	T700 FWI/unit I/ groupe I	T700 FW II/ unit II/ groupe II (*)
				No. 1.1 - 17.5651.00	No. 2.1 - 17.5651.01
				No. 2.1 - 17.5651.00	No. 2.2 - 17.5651.01
				No. 1.3 - 17.5651.01	No. 2.3 - 17.5651.01
				No. 4.1 - 17.5651.01	No. 4.2 - 17.5651.01
				No. 1.5 - 17.5651.01	No. 2.5 - 17.5651.01
				No. 6.1 - 17.5651.01	No. 6.2 - 17.5651.01
				T800.1 FWI/unit I/ groupe I	T800.1 FW II/ unit II/ groupe II (78cm)
				No. 1.1 - 17.5651.63	No. 2.1 - 17.5651.64
				No. 2.1 - 17.5651.64	No. 2.2 - 17.5651.64
				No. 1.3 - 17.5651.64	No. 2.3 - 17.5651.64
				No. 4.1 - 17.5651.64	No. 4.2 - 17.5651.64
				No. 1.5 - 17.5651.64	No. 2.5 - 17.5651.64
				No. 6.1 - 17.5651.64	No. 6.2 - 17.5651.64
(*)	auch FWII-T800.1 mit 68cm max. Arbeitsbreite	also 8-page unit T800.1 with 68cm. max. sheet size	aussi groupe II - T800.1 avec largeur max. 68cm		





7	Längsholm	bar	barre		
		T700/800.1 FWI/unit I/ groupe I		T700/800.1 FW II/ unit II/ groupe II	
		No. 1.1 (A=828) - 17.5641.05		No. 2.1 (A=828) - 17.5641.05	
		No. 2.1 (A=828) - 17.5641.05		No. 2.2 (A=618) - 17.5641.07	
		No. 1.3 (A=618) - 17.5641.07		No. 2.3 (A=618) - 17.5641.07	
		No. 4.1 (A=618) - 17.5641.07		No. 4.2 (A=618) - 17.5641.07	
		No. 1.5 (A=618) - 17.5641.07		No. 2.5 (A=618) - 17.5641.07	
8	Zahnriemen ohne Scala	timing belt	courroie dentée		
		without scale	sans échelle graduée		
		T700/800.1 FWI/unit I/ groupe I		T700/800.1 FW II/ unit II/ groupe II	
		No. 1.1 - 10.5673.24 (1640 mm lg)		No. 2.1 - 10.5673.24 (1640 mm lg)	
		No. 2.1 - 10.5673.24 (1640 mm lg)		No. 2.2 - 10.5673.25 (1220 mm lg)	
		No. 1.3 - 10.5673.25 (1220 mm lg)		No. 2.3 - 10.5673.25 (1220 mm lg)	
		No. 4.1 - 10.5673.25 (1220 mm lg)		No. 4.2 - 10.5673.25 (1220 mm lg)	
9	Gewindestift	screw	vis	0089615.5	(M6x10 DIN913)
10	Einlauf unten Kpl.	bottom plate lip cpl.	pièce d'introduction de bas cpl.		
		T700 FWI/unit I/ groupe I		T700 FW II/ unit II/ groupe II(*)	
		No. 1.1 - 17.5600.45		No. 2.1 - 17.5600.45	
		No. 2.1 - 17.5600.233		No. 2.2 - 17.5600.233	
		No. 1.3 - 17.5600.233		No. 2.3 - 17.5600.233	
		No. 4.1 - 17.5600.233		No. 4.2 - 17.5600.233	
		No. 1.5 - 17.5600.233		No. 2.5 - 17.5600.233	
		No. 6.1 - 17.5600.233		No. 6.2 - 17.5600.233	
		T800.1 FWI/unit I/ groupe I		T800.1 FW II/ unit II/ groupe II(78cm)	
		No. 1.1 - 17.5600.147		No. 2.1 - 17.5600.334	
		No. 2.1 - 17.5600.334		No. 2.2 - 17.5600.335	
		No. 1.3 - 17.5600.335		No. 2.3 - 17.5600.335	
		No. 4.1 - 17.5600.335		No. 4.2 - 17.5600.335	
		No. 1.5 - 17.5600.335		No. 2.5 - 17.5600.335	
		No. 6.1 - 17.5600.335		No. 6.2 - 17.5600.335	
11	Taschenunterteil Kpl.	buckle part below cpl.	poches part du bas cpl.		
		T700 FWI/unit I/ groupe I		T700 FW II/ unit II/ groupe II (*)	
		No. 1.1 - 17.5600.38		No. 2.1 - 17.5600.38	
		No. 2.1 - 17.5600.237		No. 2.2 - 17.5600.39	
		No. 1.3 - 17.5600.39		No. 2.3 - 17.5600.39	
		No. 4.1 - 17.5600.39		No. 4.2 - 17.5600.39	
		No. 1.5 - 17.5600.39		No. 2.5 - 17.5600.39	
		No. 6.1 - 17.5600.39		No. 6.2 - 17.5600.39	
		T800.1 FWI/unit I/ groupe I		T800.1 FW II/ unit II/ groupe II (*)	
		No. 1.1 - 17.5600.328		No. 2.1 - 17.5600.328	
		No. 2.1 - 17.5600.329		No. 2.2 - 17.5600.330	
		No. 1.3 - 17.5600.330		No. 2.3 - 17.5600.330	
		No. 4.1 - 17.5600.330		No. 4.2 - 17.5600.330	
		No. 1.5 - 17.5600.330		No. 2.5 - 17.5600.330	
		No. 6.1 - 17.5600.330		No. 6.2 - 17.5600.330	
12	Verstärkungsleiste	reinforcing bar	barre de renforcement	T700	17.5641.00 (*)
				T800.1	17.5641.16

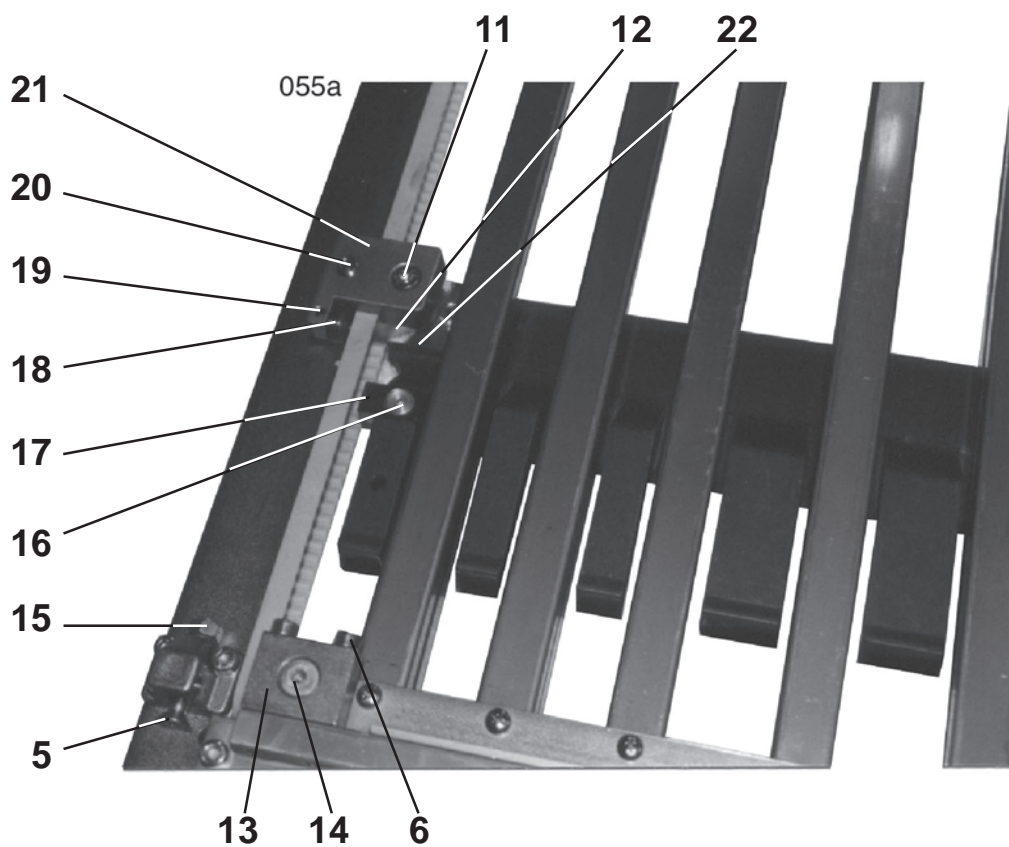
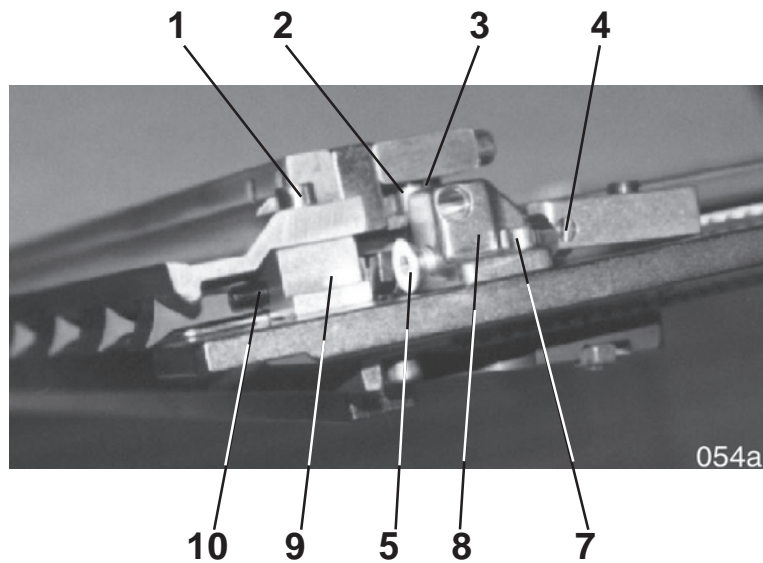
(*) auch FWII-T800.1
 mit 68cm max.
 Arbeitsbreite

also 8-page unit
 T800.1 with 68cm.
 max. sheet size

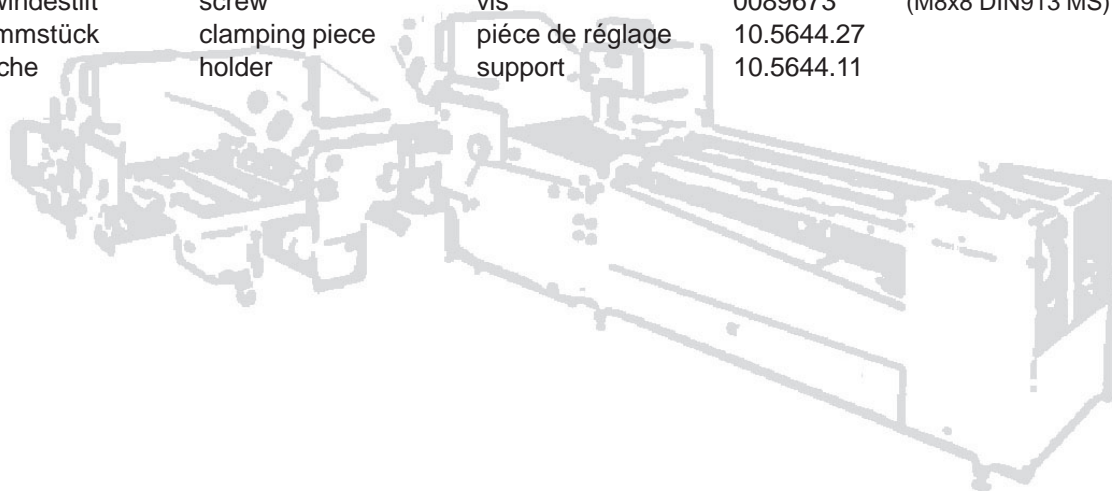
aussi groupe II - T800.1
 avec largeur max. 68cm





1	Stange	bar	barre	10.5621.04
2	Längsholm	bar	barre	
		T700/800.1 FWIII/unit III/ groupe III		T700/800.1 FW IV/ unit IV/ groupe IV
		No. 3.1 - 17.5641.07 (A=618)		No. 4.1 - 17.5641.09 (A=478)
		No. 2.3 - 17.5641.09 (A=478)		No. 2.4 - 17.5641.11 (A=428)
		No. 3.3 - 17.5641.07 (A=618)		
		No. 4.3 - 17.5641.09 (A=478)		
3	Zahnriemen mit „mm“ Scala	timing belt with „mm“ scale	courroie dentée avec échelle graduée „mm“	
		T700/800.1 FWIII/unit III/ groupe III		T700/800.1 FW IV/ unit IV/ groupe IV
		No. 3.1 - 10.5673.18 (1220 mm lg)		No. 4.1 - 10.5673.18 (940 mm lg)
		No. 2.3 - 10.5673.26 (940 mm lg)		No. 2.4 - 17.5673.02 (840 mm lg)
		No. 3.3 - 10.5673.18 (1220 mm lg)		
		No. 4.3 - 10.5673.26 (940 mm lg)		
4	Anschlag	sheet stop	butée	10.5651.45
5	Taschenoberteil Kpl.	buckle part top	poche du haut	
		T700/800.1 FWIII/unit III/ groupe III		T700/800.1 FW IV/ unit IV/ groupe IV
		No. 3.1 - 17.5600.35		No. 4.1 - 10.5600.35
		No. 2.3 - 17.5600.36		No. 2.4 - 17.5600.37
		No. 3.3 - 17.5600.35		
		No. 4.3 - 17.5600.36		
6	Einlauf oben	top plate lip	pièce d'introduction du haut	17.5651.04
7	Längsholm	bar	barre	
		T700/800.1 FWIII/unit III/ groupe III		T700/800.1 FW IV/ unit IV/ groupe IV
		No. 3.1 - 17.5641.06 (A=618)		No. 4.1 - 17.5641.08 (A=478)
		No. 2.3 - 17.5641.08 (A=478)		No. 2.4 - 17.5641.10 (A=428)
		No. 3.3 - 17.5641.06 (A=618)		
		No. 4.3 - 17.5641.08 (A=478)		
8	Zahnriemen ohne Scala	time belt without scale	courroie dentée sans échelle graduée	
		T700/800.1 FWIII/unit III/ groupe III		T700/800.1 FW IV/ unit IV/ groupe IV
		No. 3.1 - 10.5673.25 (1220 mm lg)		No. 4.1 - 10.5673.25 (940 mm lg)
		No. 2.3 - 10.5673.28 (940 mm lg)		No. 2.4 - 17.5673.18 (840 mm lg)
		No. 3.3 - 10.5673.25 (1220 mm lg)		
		No. 4.3 - 10.5673.28 (940 mm lg)		
9	Taschenunterteil Kpl.	buckle part below cpl.	poches part du bas cpl.	
		T700/800.1 FWIII/unit III/ groupe III		T700/800.1 FW IV/ unit IV/ groupe IV
		No. 3.1 - 17.5600.42		No. 4.1 - 17.5600.42
		No. 2.3 - 17.5600.43		No. 2.4 - 17.5600.44
		No. 3.3 - 17.5600.42		
		No. 4.3 - 17.5600.43		
10	Einlauf unten Kpl.	bottom plate lip cpl.	pièce d'introduction de bas cpl.	
		T700/800.1 FWIII/unit III/ groupe III		T700/800.1 FW IV/ unit IV/ groupe IV
		No. 3.1 - 17.5600.236		No. 4.1 - 17.5600.236
		No. 2.3 - 17.5600.236		No. 2.4 - 17.5600.236
		No. 3.3 - 17.5600.236		
		No. 4.3 - 17.5600.236		
11	Verstärkungsleiste	reinforcing bar	barre de renforcement	17.5641.02
12	Gewindestift	screw	vis	0089615.5 (M6x10 DIN913)
13	Zylinderschraube	cylinder screw	vis cylindrique	0088666.5

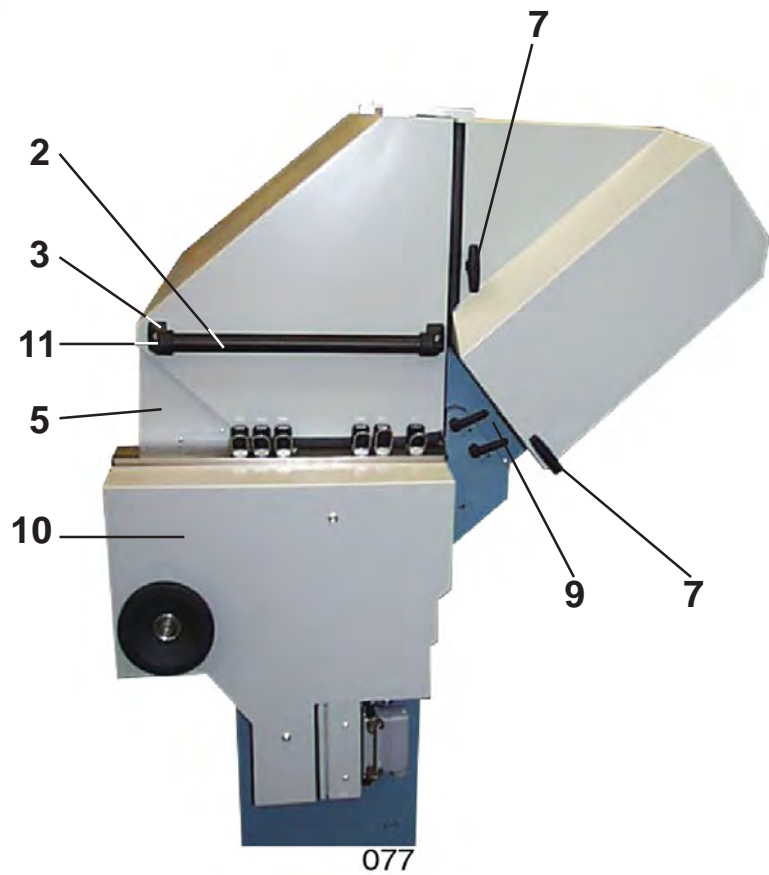



1	Zylinderschraube	cylinder screw	vis cylindrique	0088666.5	(M5x16 DIN912)
2	Feder	spring	ressort	0102835	(D191)
3	Distanzring	distance ring	bague de distance	10.5628.00	
4	Excenterbolzen	excenter bolt	axe excentrique	10.5625.03	
5	Senkschraube	screw	vis	0095463.5	(M6x35 DIN7991)
6	Zylinderschraube	cylinder screw	vis cylindrique	0088724.5	(M5x35 DIN912)
7	Zylinderschraube	cylinder screw	vis cylindrique	0088641.5	(M5x10 DIN912)
8	Lagerbock	bearing block	palier	1.0.5615.010	
9	Halter	holder	support	17.5644.00	
10	Gewindestift	screw	vis	0089578	(M5x30 DIN913)
11	Zylinderschraube	cylinder screw	vis cylindrique	0094752.5	(M6x35 DIN6912)
12	Beilage	distance ring	distance	2.0.5644.051	
13	Halter	holder	support	10.5644.06	
14	Senkschraube	screw	vis	0095430.5	(M6x22 DIN7991)
15	Mutter	nut	ecrou	0090852.5	(M6 DIN934)
16	Senkschraube	screw	vis	0095299.5	(M5x10 DIN7991)
17	Winkel	bar	barre	10.5644.24	
18	Kugellager	ball bearing	roulement	00109542	(624 - 27 DIN625)
19	Gewindestift	screw	vis	0089474.5	(M4x4 DIN913)
20	Gewindestift	screw	vis	0089673	(M8x8 DIN913 MS)
21	Klemmstück	clamping piece	pièce de réglage	10.5644.27	
22	Lasche	holder	support	10.5644.11	





1	Schneidschraube	cutting screw	vis à couper	00095174	(AM4xx8 DIN 7516)
2	Griff	handle	levier	14.5600.00	
3	Gewindestift	screw	vis à couper	0089656.5	(M6x30 DIN913)
4	Zahnrad	tooth belt wheel	courroie dentée	5.0.5636.010	
5	Zylinderschraube	cylinder screw	vis cylindrique	0088633.5	(M5x8 DIN912)
6	Lagerstück	bearing block	bride	2.0.5644.030	
7	Zylinderschraube	cylinder screw	vis cylindrique	0088708.5	(M5x25 DIN912)
8	Zylinderschraube	cylinder screw	vis cylindrique	0088633.5	(M5x8 DIN912)
9	Blattfeder	flat spring	ressort à feuille	50 480 151	
10	Zylinderschraube	cylinder screw	vis cylindrique	0085761.5	(M4x6 DIN84)
11	Zylinderschraube	cylinder screw	vis cylindrique	0088633.5	(M5x8 DIN912)
12	Zeiger	indicator	indicateur	10.5685.00	
13	Zylinderschraube	cylinder screw	vis cylindrique	0094805.5	(M8x25 DIN6912)
14	Mutter	nut	ecrou	0086876.5	(BM8 DIN 435)
15	Stellring	collar	bague	3.0.5628.060	
16	Blattfeder	flat spring	ressort à feuille	3.0.5686.010	
17	Gewindestift	screw	vis	0089995.5	(M5x6 DIN916)
18	Lagerstück	bearing block	bride		
	T700/T800.1	T700/T800.1	T700/T800.1	T700/T800.1	
	FWI/unit I/ groupe I	FW II/ unit II/ groupe II	FW III/ unit III/ groupe III	FW IV/ unit IV/ groupe IV	
	No. 1.1 - 50 700 010	No. 2.1 - 50 700 010	No. 3.1 - 50 700 010	No. 4.1 - 50 700 010	
	No. 2.1 - 50 700 020	No. 2.2 - 50 700 010	No. 2.3 - 50 700 020	No. 2.4 - 50 700 020	
	No. 1.3 - 50 700 010	No. 2.3 - 50 700 010	No. 3.3 - 50 700 010		
	No. 4.1 - 50 700 020	No. 4.2 - 50 700 020	No. 4.3 - 50 700 020		
	No. 1.5 - 50 700 010	No. 2.5 - 50 700 010			
	No. 6.1 - 50 700 020	No. 6.2 - 50 700 020			
19	Scheibe	disc	disque	3.0.5628.032	
20	Schneckenrad	worm gear	roue à vis sans fin	3.0.5637.010	
21	Schnecke	worm	roue	3.0.5637.020	
22	Rändelring	temple ring	molette de temple	01.5628.01	
23	Gewindestift	screw	vis	0089995.5	
24	Schraube	screw	vis	10.5629.01	
25	Rändelhohlschraube	knurled screw	vis moletée	00095836	(GN 421- M6x28)
26	Scheibe	disc	disque	3.0.5628.020	
27	Scheibe	disc	disque	3.0.5628.010	
28	Maßstab	scale	échelle graduée	50 670 010	


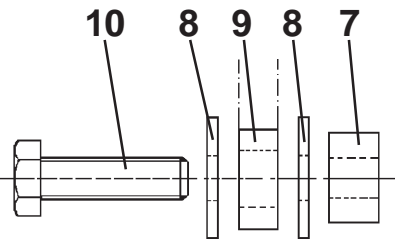
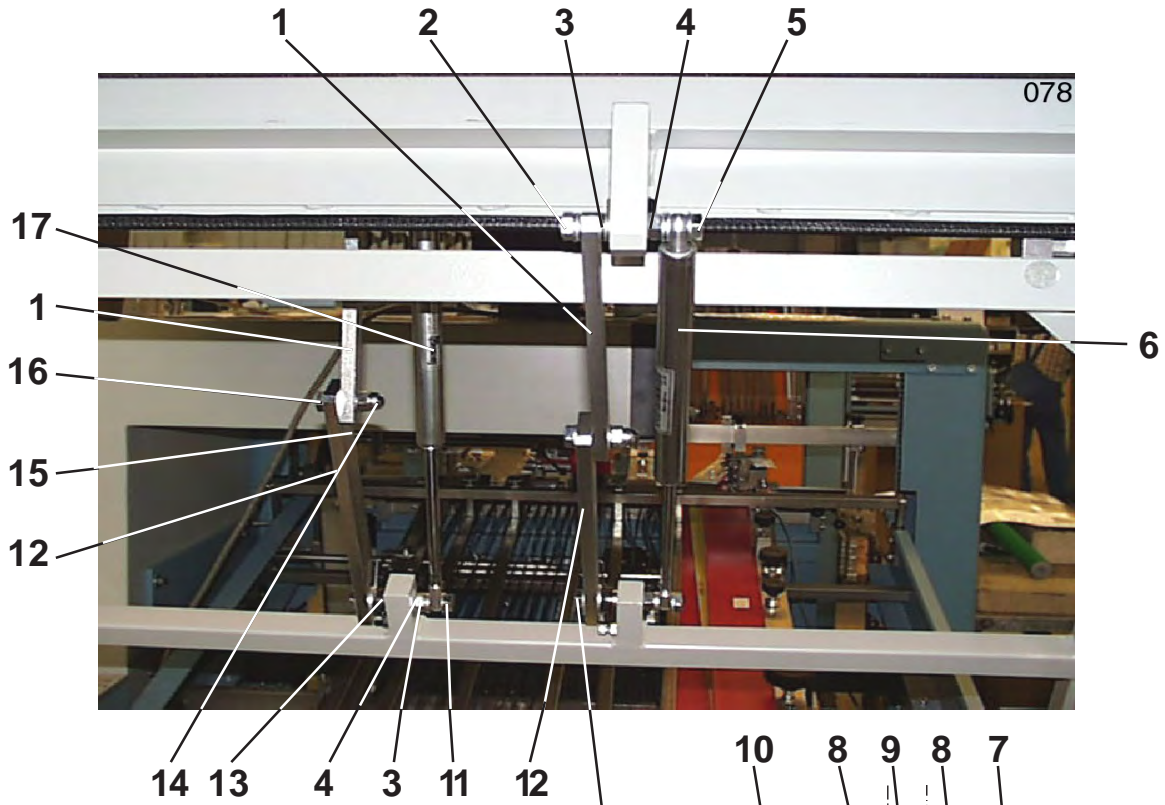


1	Schallhaube-Einlauf T700 FW I+II T800.1 FW I+II (78cm) T700/T800.1 FW III+IV	noise hood infeed T700 unit I+II T800.1 unit I+II (78cm) T700/T800.1 unit III+IV	introduction du carter antibruit T700 groupe I+II T800.1 groupe I+II (78cm) T700/T800.1 groupe III+IV	17.5761.10 (*) 17.5761.77 17.5761.09
2	Handgriff	grip	poignée	00100248 (1095-08)
3	Kunststoffhalter	plastic holder	support plastique	00100230 (1095-07)
4	Scharnier	hinge	charnière	00101614 (C191)
5	Zusatzblech T700 FW I 4+6 Taschen T700 FW II 4+6 Taschen T800.1 FW I 4+6 Taschen T800.1 FW II 4+6 Taschen T700/T800.1 FW III+IV	flap T700 unit I 4+6 buckles T700 unit II 4+6 buckles T800.1 unit I 4+6 buckles T800.1 unit II 4+6 buckles T700/T800.1 unit III+IV	trap T700 groupe I 4+6 poches T700 groupell 4+6 poches T800.1 groupel 4+6 poches T800.1 groupell 4+6 poches T700/T800.1 groupe III+IV	17.5761.16 (*) 17.5761.15 17.5761.69 17.5761.14 17.5761.30
6	Schutzhaube B T700/T800.1 FW I+IV 2 Taschenausführung 4 Taschenausführung 6 Taschenausführung	guard B T700/T800.1 unit I-IV 2 buckle units 4 buckle units 6 buckle units	protection B T700/T800.1 groupe I-IV groupe de 2 poches groupe de 4 poches groupe de 6 poches	17.5161.13 17.5161.15 17.5161.07
7	T-Griff	T-grip	poignée T	00100260 (GN563-55-M8)
8	Schallhaube - 2 Taschen T700/T800.1 FW III+IV Schallhaube - 4 Taschen T700 FW I+II T800.1 FW I+II (78cm) T700/T800.1 FW III+IV Schallhaube - 6 Taschen T700 FW I+II T800.1 FW I+II (78cm)	noise hood - 2 buckles T700/T800.1 unit III+IV noise hood - 4 buckles T700 unit I+II T800.1 unit I+II (78cm) T700/T800.1 unit III+IV noise hood - 6 buckles T700 unit I+II T800.1 unit I+II (78cm)	carter antibruit - 2 poches T700/T800.1 groupe III+IV carter antibruit - 4 poches T700 groupe I+II T800.1 groupe I+II (78cm) T700/T800.1 groupe III+IV carter antibruit 6 poches T700 groupe I+II T800.1 groupe I+II (78cm)	17.5761.27 17.5761.13 (*) 17.5761.78 17.5761.12 17.5761.28 (*) 17.5761.79
9	Füllstück T700/T800.1 FW I+IV 2 Taschenausführung 4 Taschenausführung 6 Taschenausführung	guard T700/T800.1 unit I-IV 2 buckle units 4 buckle units 6 buckle units	protection T700/T800.1 groupe I-IV groupe de 2 poches groupe de 4 poches groupe de 6 poches	17.5761.20 17.5761.22 17.5761.24
10	Schutzhaube A T700/T800.1 FW I-IV 2 Taschenausführung 4 Taschenausführung 6 Taschenausführung	guard A T700/T800.1 unit I-IV 2 buckle units 4 buckle units 6 buckle units	protection A T700/T800.1 groupe I-IV groupe de 2 poches groupe de 4 poches groupe de 6 poches	17.5161.13 17.5161.15 17.5161.07
11	Sechskantschraube Scheibe Mutter	hexagon screw disc nut	vis à six pans disque ecrou	0090498.5 (M8x22 DIN933) 0086124.5 (B8,4 DIN125) 0090878.5 M8 DIN934)
12	Füllstück T700/T800.1 FW I-IV 2 Taschenausführung 4 Taschenausführung 6 Taschenausführung	guard T700/T800.1 unit I-IV 2 buckle units 4 buckle units 6 buckle units	protection T700/T800.1 groupe I-IV groupe de 2 poches groupe de 4 poches groupe de 6 poches	17.5761.19 17.5761.21 17.5761.23

(*) auch FWII-T800.1
mit 68cm max.
Arbeitsbreite

also 8-page unit
T800.1 with 68cm.
max. sheet size

aussi groupe II - T800.1
avec largeur max. 68cm

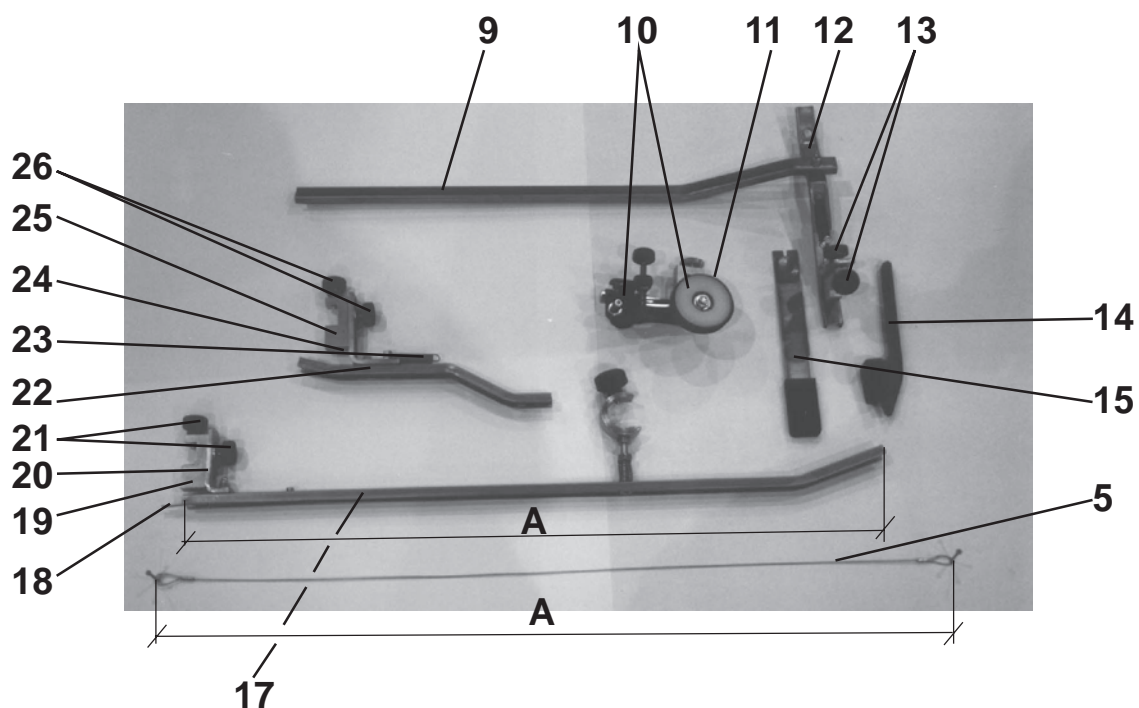



1	Anschlaglasche	bar	barre	17.5744.04
2	Sechskantschraube	hexagon screw	vis à six pans	0090586.5 (M10x25 DIN933)
3	Scheibe	disc	disque	0086132.5 (B10,5 DIN125)
4	Mutter	nut	ecrou	0090894.5 (M10 DIN934)
5	Sechskantschraube	hexagon screw	vis à six pans	0090601.5 M10x35 DIN933)
6	Gasdruckfeder	gas pressure spring	ressort de pression de gaz	
	T700 FW I+II (68cm)	T700 unit I+II (68cm)	T700 groupe I+II (68cm)	
	4 Taschenausführung	4 buckle units	groupe avec 4 poches	00100124(*) (T2M2 42 170 450/1100N)
	6 Taschenausführung	6 buckle units	groupe avec 6 poches	00100125(*) (T2M2 42 170 450/1150N)
	T800.1 FW I+II (78cm)	T800.1 unit I+II (78cm)	T800.1 groupe I+II (78cm)	
	4 Taschenausführung	4 buckle units	groupe avec 4 poches	00100125 (T2M2 42 170 450/1150N)
	6 Taschenausführung	6 buckle units	groupe avec 6 poches	00100126 (T2M2 42 170 450/1200N)
	T700/T800.1 FW III+IV	T700/T800.1 unit III+IV	T700/T800.1 groupe III+IV	
	2 Taschenausführung	2 buckle units	groupe avec 2 poches	00100122 (T2M2 42 170 450/1000N)
	4 Taschenausführung	4 buckle units	groupe avec 4 poches	00100124 (T2M2 42 170 450/1100N)
7	Distanzring	distance ring	bague de distance	35.5728.02
8	Scheibe	disc	disque	0095687.5 (10,5 DIN9021)
9	Gummifeder	rubber spring	ressort plastique	10.5719.02
10	Sechskantschraube	hexagon screw	vis à six pans	0090601.5 (M10x35 DIN933)
11	Sechskantschraube	hexagon screw	vis à six pans	0090586.5 (M10x25 DIN933)
12	Anschlaglasche	bar	barre	17.5744.05
13	Biegefeder	spring	ressort	10.5785.01
14	Hutmutter	cap nut	ecrou à chapeau	0093658.5 (M10 DIN1587)
15	Zylinderstift	pin	goupille	00093898 (6x20 DIN6325)
16	Sechskantschraube	hexagon screw	vis à six pans	0090601.5 (M10x35 DIN933)
17	Gasdruckfeder	gas pressure spring	ressort de pression de gaz	
	T700 FW I+II (68cm)	T700 unit I+II (68cm)	T700 groupe I+II (68cm)	
	4 Taschenausführung	4 buckle units	groupe avec 4 poches	00100122(*) (T2M2 42 170 450/1000N)
	6 Taschenausführung	6 buckle units	groupe avec 6 poches	00100122(*) (T2M2 42 170 450/1000N)
	T800.1 FW I+II (78cm)	T800.1 unit I+II (78cm)	T800.1 groupe I+II (78cm)	
	4 Taschenausführung	4 buckle units	groupe avec 4 poches	00100124 (T2M2 42 170 450/1100N)
	6 Taschenausführung	6 buckle units	groupe avec 6 poches	00100125 (T2M2 42 170 450/1150N)
	T700/T800.1 FW III+IV	T700/T800.1 unit III+IV	T700/T800.1 groupe III+IV	
	2 Taschenausführung	2 buckle units	groupe avec 2 poches	00100121 (T2M2 42 170 450/950N)
	4 Taschenausführung	4 buckle units	groupe avec 4 poches	00100121 (T2M2 42 170 450/950N)
18	Haubenträger	holder	support	
	T700 FW I+II (68cm)	T700 unit I+II (68cm)	T700 groupe I+II (68cm)	17.5764.04 (*)
	T800.1 FW I+II (78cm)	T800.1 unit I+II (78cm)	T800.1 groupe I+II (78cm)	17.5764.15 (*)
	T700/T800.1 FW III+IV	T700/T800.1 unit III+IV	T700/T800.1 groupe III+IV	17.5764.03
19	Stütze rechts	holder right	support droite	17.5741.00
20	Stütze links	holder left	support gauche	17.5741.01
21	Füllstück	guard	protection	
	T700/T800.1 FW III+IV	T700/T800.1 unit III+IV	T700/T800.1 groupe III+IV	
	2 Taschenausführung	2 buckle units	groupe avec 2 poches	17.5761.19
	4 Taschenausführung	4 buckle units	groupe avec 4 poches	17.5761.21
	6 Taschenausführung	6 buckle units	groupe avec 6 poches	17.5761.23
22	Anschraubescharnier	hinge	charnière	00101613 (1039-U15)
23	Zylinderschraube	hexagon screw	vis à six pans	0089003.5 (M8x25 DIN912)

(*) auch FWII-T800.1
mit 68cm max.
Arbeitsbreite

also 8-page unit
T800.1 with 68cm.
max. Sheet size

aussi groupe II - T800.1
avec largeur max. 68cm

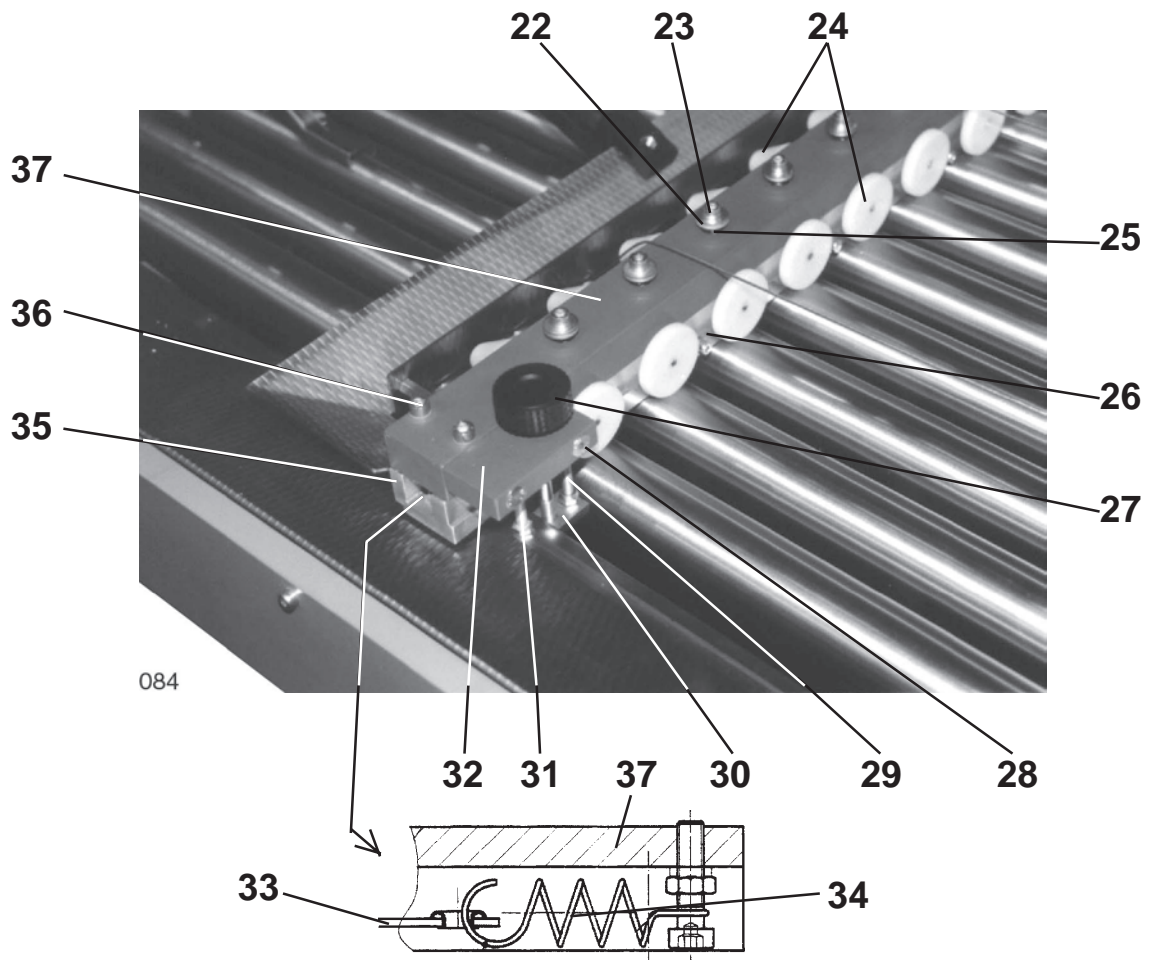
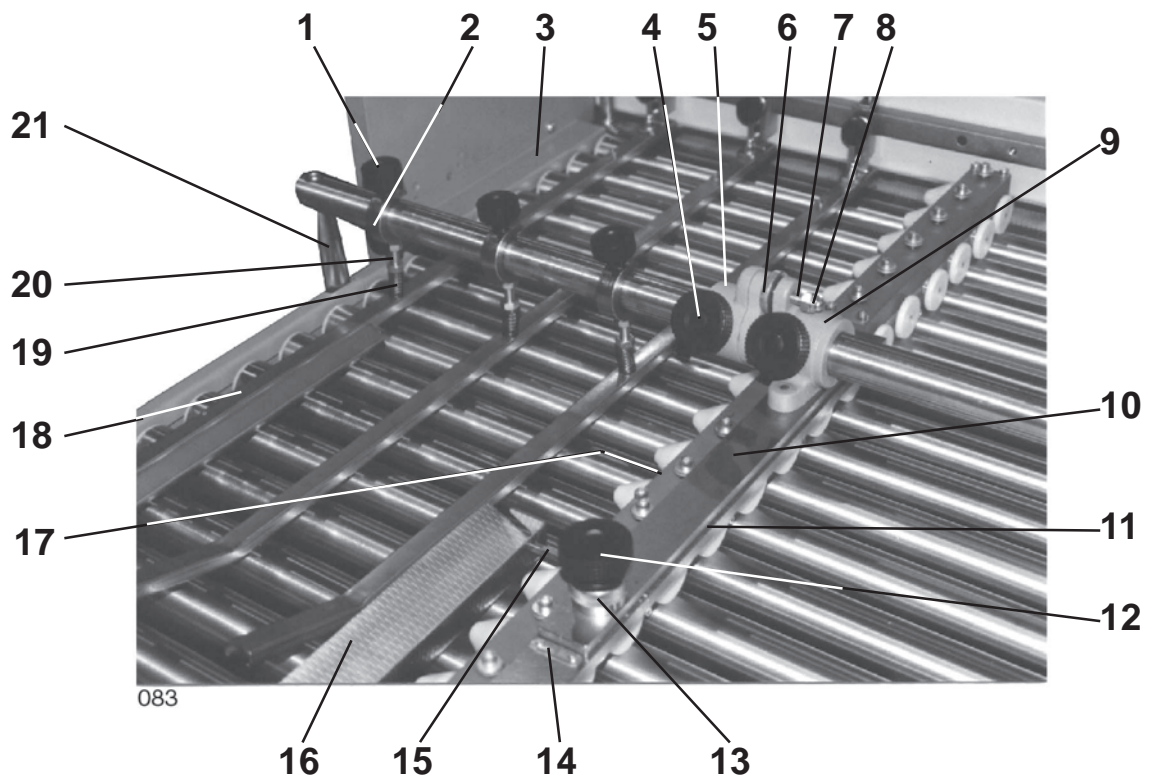


1	Haltestange	bar	barre		
	T700 FW II (68cm)	T700 unit II (68cm)	T700 groupe II (68cm)	17.7321.02 (*)	
	T800.1 FW II (78cm)	T800.1 unit II (78cm)	T800.1 groupe II (78cm)	17.7321.020	
2	Einlaufblech	infeed plate	tôle d'introduction		
	T700 FW II (68cm)	T700 unit II (68cm)	T700 groupe II (68cm)	17.5161.10 (*)	
	T800.1 FW II (78cm)	T800.1 unit II (78cm)	T800.1 groupe II (78cm)	17.5161.050/49	
3	Abdeckblech	cover plate	tôle de recouvrement	17.7361.25	
4	Stange	bar	barre	17.7321.08	
5	Niederhalteseil	smoother rope	corde d'abat feuille		
	T700 FW II (68cm)	T700 unit II (68cm)	T700 groupe II (68cm)	17.7300.17 (*)	(A=730mm)
	T800.1 FW II (78cm)	T800.1 unit II (78cm)	T800.1 groupe II (78cm)	17.7300.35	(A=870mm)
6	Schrägrolle Kpl.	cross carrier roller cpl.	rouleau cpl.		
	T700 FW II (68cm)	T700 unit II (68cm)	T700 groupe II (68cm)	17.7400.01 (*)	
	T800.1 FW II (78cm)	T800.1 unit II (78cm)	T800.1 groupe II (78cm)	17.7400.009	
7	Einlaufblech	infeed plate	tôle d'introduction		
	T700 FW II (68cm)	T700 unit II (68cm)	T700 groupe II (68cm)	17.7361.12 (*)	
	T800.1 FW II (78cm)	T800.1 unit II (78cm)	T800.1 groupe II (78cm)	17.7361.079	
8	Niederhalteblech	smoother plate	tôle d'abat feuille		
	T700 FW II (68cm)	T700 unit II (68cm)	T700 groupe II (68cm)	17.7361.34 (*)	
	T800.1 FW II (78cm)	T800.1 unit II (78cm)	T800.1 groupe II (78cm)	17.7361.35	
9	Niederhalter	smoother	abat feuille	17.7353.07	
10	Transportrolle Kpl.	transport roller cpl.	rouleau de transport cpl.	17.7300.28	
11	Gummiring	rubber ring	bague plastique	17.7319.06	
12	Niederhalter	smoother	abat feuille	17.7353.09	
13	Rändelhohlschraube	knurled screw	vis moletée	00095810	(M6x15 GN421)
14	Niederhalter	smoother	abat feuille	01.7264.00	
15	Werkzeug	tools	outils	17.7200.07	
16	Abdeckblech	cover plate	tôle de recouvrement	17.7361.27	
17	Niederhalter	smoother	abat feuille		
	bei FW I-T700(68cm)	by unit I-T700 (68cm)	à groupe I-T700 (68cm)	17.7353.05	(A=800mm)
	bei FW I-T800.1(78cm)	by unit I-T800.1 (78cm)	à groupe I-T800.1 (78cm)	17.7353.11	(A=660mm)
18	Niederhalter	smoother	abat feuille	70 530 070	
19	Halter	holder	support	14.6415.02	
20	Winkel	bar	barre	17.7353.08	
21	Rändelhohlschraube	knurled screw	vis moletée	00095810	(M6x15 GN421)
22	Niederhalter	smoother	abat feuille	17.7353.07	
23	Feder	spring	ressort	00102640	(Z-089)
24	Halter	holder	support	35.6953.01	
25	Lasche	holder	support	17.7315.00	
26	Rändelhohlschraube	knurled screw	vis moletée	00095810	(M6x15 GN421)
	Pos 9 + 12 + 13	pos 9 + 12 + 13	pos 9 + 12 + 13		
	Niederhalter Kpl.	smoother cpl.	guide feuille cpl.	17.7300.13	
	Pos. 17-21	pos. 17-21	pos. 17-21		
	Niederhalter Kpl.	smoother cpl.	guide feuille cpl.		
	bei FW I-T700(68cm)	by unit I-T700 (68cm)	à groupe I-T700 (68cm)	17.7300.09	(A=800mm)
	bei FW I-T800(78cm)	by unit I-T800 (78cm)	à groupe I-T800 (78cm)	17.7300.34	(A=660mm)
	Pos. 22-26	pos. 22-26	pos. 22-26		
	Niederhalter Kpl.	smoother cpl.	guide feuille cpl.	17.7300.12	

(*) auch FWII-T800.1
 mit 68cm max.
 Arbeitsbreite

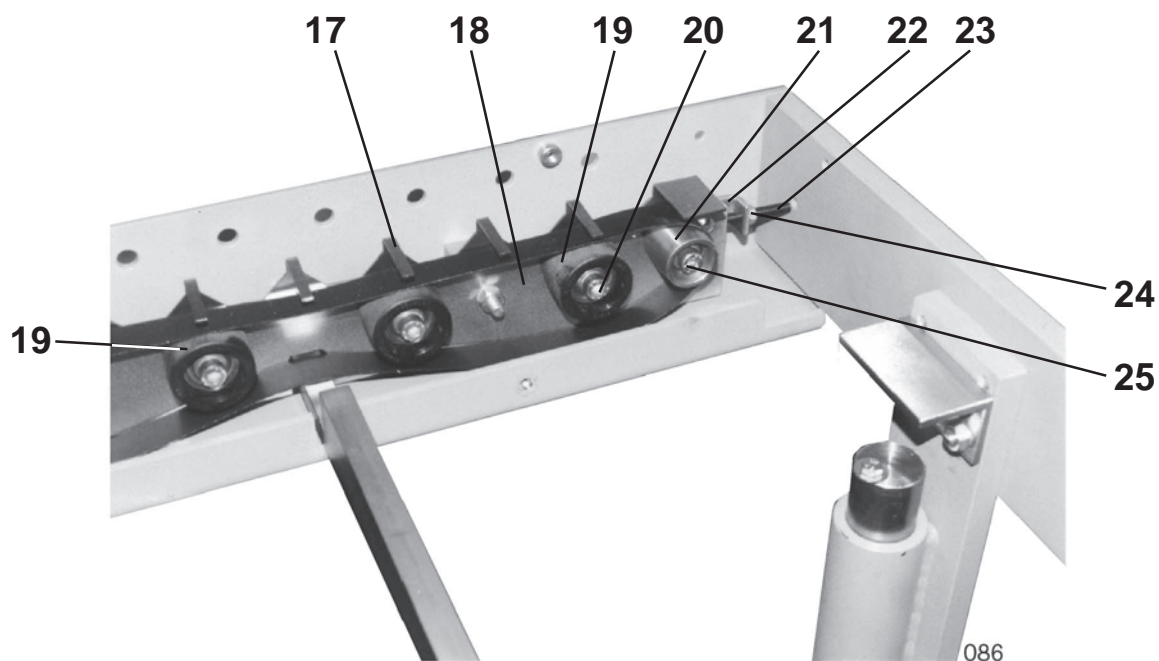
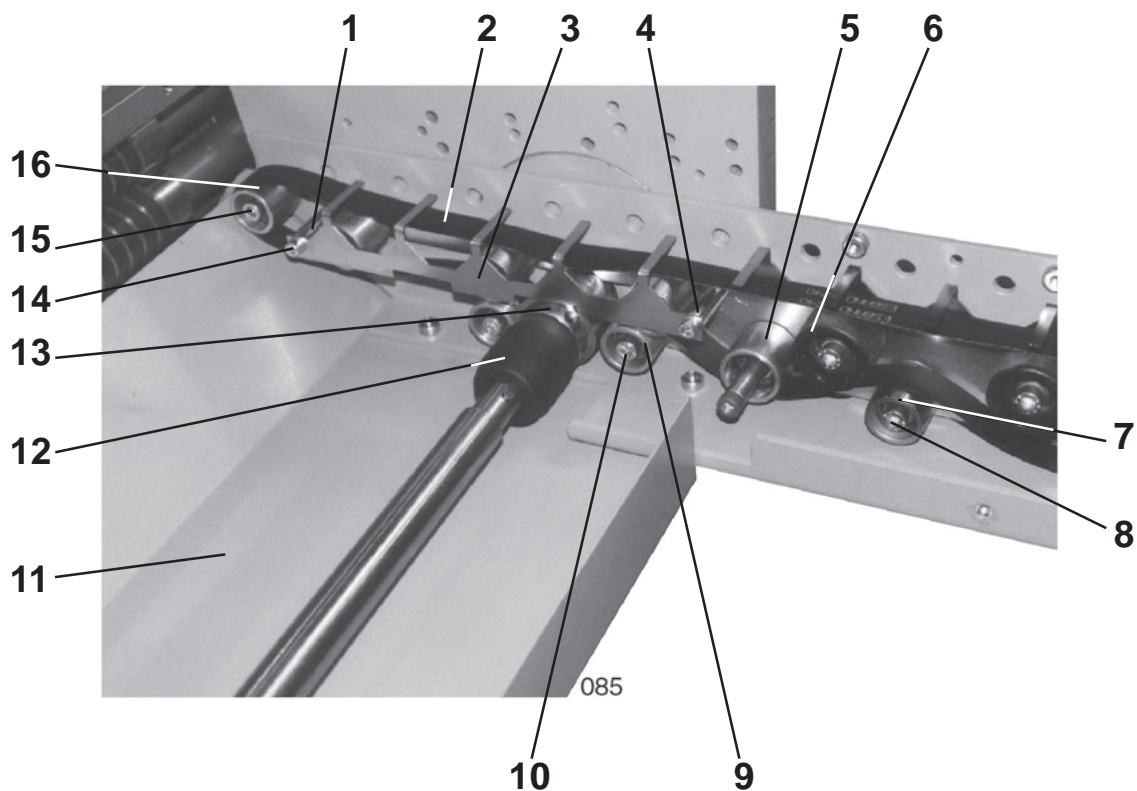
also 8-page unit
 T800.1 with 68cm.
 max. sheet size

aussi groupe II - T800.1
 avec largeur max. 68cm



1	Kordelgriff	knurled grip	poignée	00100257	(32-M6x10 SW- GN534)
2	Stellring	collar	bague	17.7328.03	
3	Niederhalterblech	smoother plate	tôle d'abat feuille		
	T700 FW II (68cm)	T700 unit II (68cm)	T700 groupe II (68cm)	17.7361.54 (*)	
	T800.1 FW II (78cm)	T800.1 unit II (78cm)	T800.1 groupe II (78cm)	17.7361.53	
4	Griff	handle	levier	13.2800.01	
5	Stellstück	adjustment piece	pièce de réglage	35.7212.01	
6	Rändelmutter	knurled screw	vis moletée	0087148.5	(M8 DIN467)
7	Stiftschraube	screw	vis	35.7203.00	
8	Hutmutter	cap screw	ecrou à chapeau	0093641.5	(M8 DIN1587)
9	Stellstück	adjustment piece	pièce de réglage	35.7212.00	
10	Leiste	bar	barre	2.0.7244.010	
11	Träger	bar	barre	17.7215.01	
12	Griff	handle	levier	00100266	(M8x40 GN534)
13	Excentergriff	excenter grip	levier excentrique	10 420 030	
14	Maßstab	scale	échelle graduée	50 670 010	
15	Stehbolzen	stay bolt	entretoise	17.7225.00	
16	Einlaufblech	infeed plate	tôle d'introduction feuille	17.7261.04	
17	Lineal	ruler	règle	17.7261.07	
18	Niederhalterblech	smoother plate	tôle d'abat feuille	17.7353.11	
19	Feder	spring	ressort	00102749	(D150D)
20	Zylinderschraube	cylinder screw	vis cylindrique	0089086.5	(M8x55 DIN912)
21	Bolzen	bolt	axe	17.7325.00	
22	Scheibe	disc	disque	0095073.5	(5,3 DIN 7349)
23	Zylinderschraube	cylinder screw	vis cylindrique	0088716.5	(M5x30 DIN912)
24	Doppelrolle	double roller	rouleau double	17.7200.00	
25	Feder	spring	ressort	00102772	(D165C)
26	Führungsschiene	slide bar	glisière de barre	17.7261.11	
27	Kordelgriff mit Stiftschraube	knurled grip with screw	poignée avec vis	00100268 0091403.5	(32-M6 GN534) (M6x60 DIN939)
28	Senkschraube	screw	vis	0095344.5	(M5x35 DIN7991)
29	Sechskantschraube	hexagon screw	vis à six pans	0090316.5	(M5x50 DIN933)
30	Halter	holder	support	17.7244.03	
31	Sechskantschraube	hexagon screw	vis à six pans	0090290.5	(M5x40 DIN933)
32	Klotz	block	bloc	17.7244.01	
33	Niederhalteband	smoother flat belt	courroie de guide feuille	17.7200.05	
34	Feder	spring	ressort	00102562	(10-3-1 Knörzer)
35	Doppelrollenleiste	double roller bar	barre de roulette double	17.7251.01	
36	Zylinderschraube	cylinder screw	vis cylindrique	0088716.5	(M5x30 DIN912)
37	Verstärkungsleiste	reinforcing bar	barre de renforcement	17.7241.00	

(*) auch FWII-T800.1 mit 68cm max. Arbeitsbreite
 also 8-page unit T800.1 with 68cm. max. sheet size
 aussi groupe II - T800.1 avec largeur max. 68cm





1	Distanz	distance	distance	17.7328.01	
2	Band	flat belt	courroie	0106164	(NE 21 20x3240)
3	Fingerschutz	finger protection	protection des dés	17.7361.19	
4	Distanz	distance	distance	17.7328.05	
5	Bandrolle	tape roller	poulie	17.7300.27	
6	Bandspannrolle	bearing	roulement	00111781	(F56.202 INA)
7	Bandrolle Kpl.	tape roller cpl.	poulie cpl.	35.7300.09	
8	Zylinderschraube	cylinder screw	vis cylindrique	0089011.5	(M8x30 DIN912)
9	Bandrolle Kpl.	tape roller cpl.	poulie cpl.	35.7300.14	
10	Zylinderschraube	cylinder screw	vis cylindrique	0089052.5	(M8x45 DIN912)
11	Schutzblech	guard	protection		
	T700 FW II (68cm)	T700 unit II (68cm)	T700 groupe II (68cm)	17.7361.08 (*)	
	T800.1 FW II (78cm)	T800.1 unit II (78cm)	T800.1 groupe II (78cm)	17.7361.077	
12	Kupplungsstück	coupling piece	pièce d'accouplement	01.5200.15	
13	Riemenscheibe	pulley	poulie	1.0.5232.310	
14	Zylinderschraube	cylinder screw	vis cylindrique	0088899.5	(M6x55 DIN912)
15	Zylinderschraube	cylinder screw	vis cylindrique	0089045.5	(M8x40 DIN912)
16	Bandrolle Kpl.	tape roller cpl.	poulie cpl.	35.7300.09	
17	Schutz	guard	protection	17.7361.42	
18	Antriebsplatte	driving plate	tole de commande	17.7364.14	
19	Bandspannrolle	bearing	roulement	00111781	(F56.202 INA)
20	Zylinderschraube	cylinder screw	vis cylindrique	0089011.5	(M8x30 DIN912)
21	Bandrolle Kpl.	tape roller cpl.	poulie cpl.	35.7300.09	
22	Riemenspanner	belt tension lever	levier de tendeur	17.7344.12	
23	Gewindestift	screw	vis cylindrique	0089658.5	(M6x40 DIN913)
24	Mutter	nut	ecrou	0090852.5	(M6 DIN934)
25	Zylinderschraube	cylinder screw	vis cylindrique	0089045.5	(M8x40 DIN912)

(*) auch FWII-T800.1
 mit 68cm max.
 Arbeitsbreite

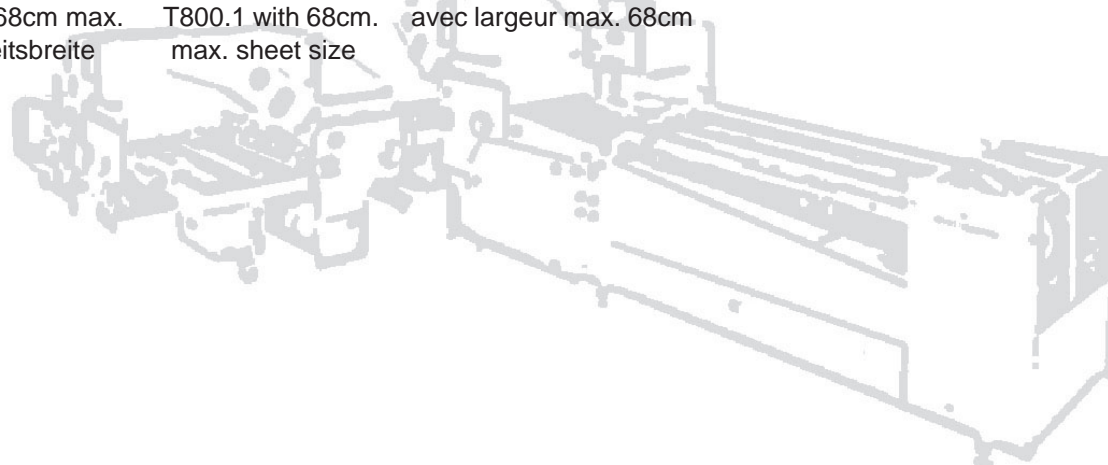
also 8-page unit
 T800.1 with 68cm.
 max. sheet size

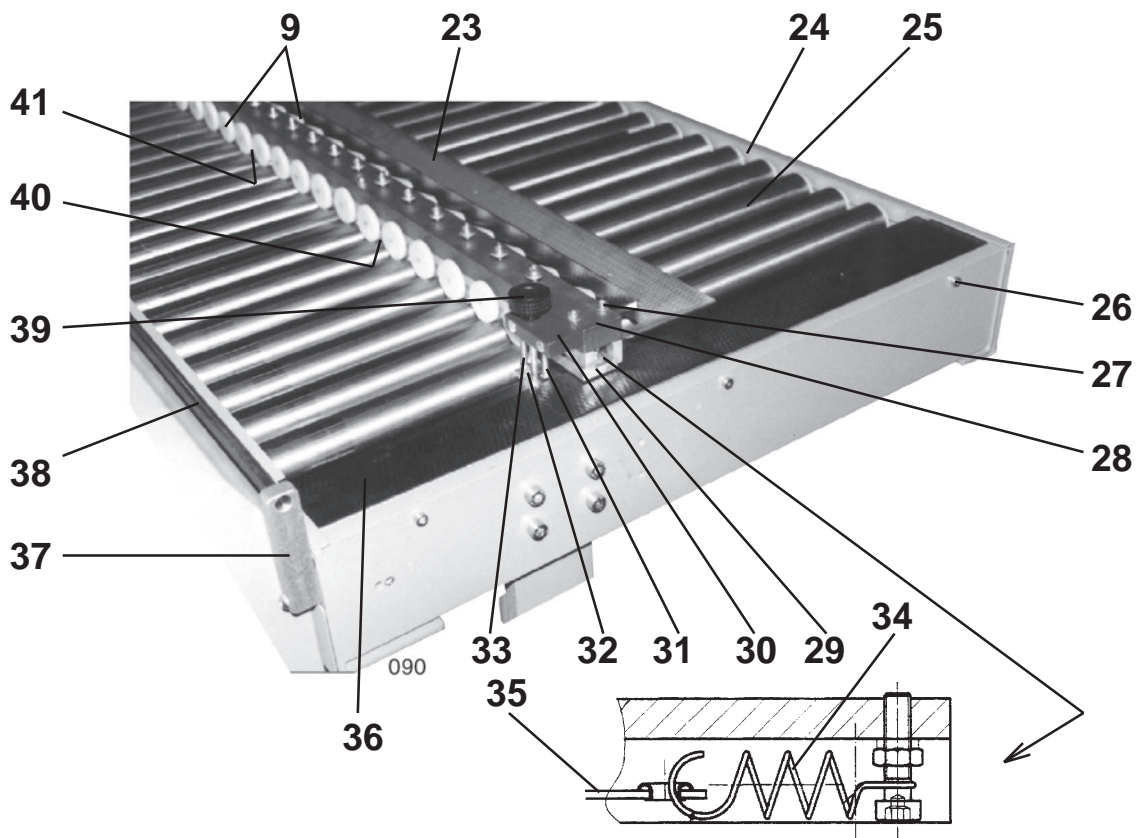
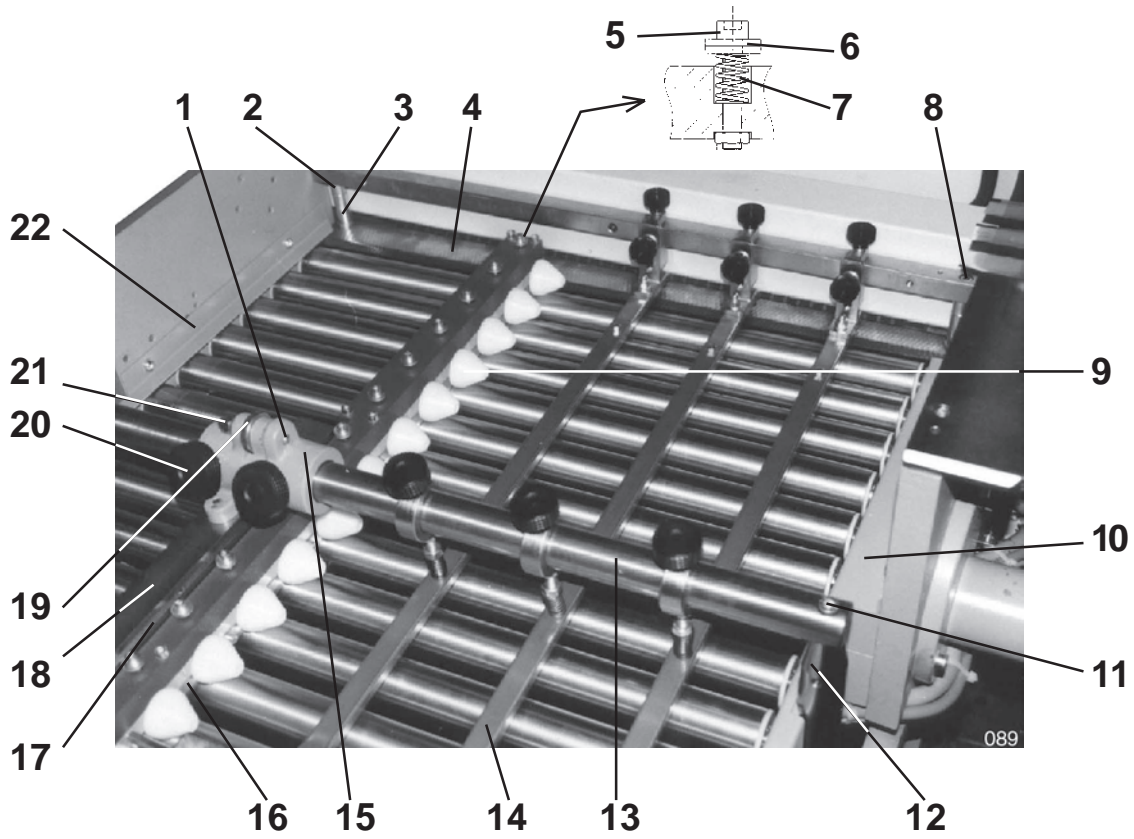
aussi groupe II - T800.1
 avec largeur max. 68cm



1	Schutzblech	guard	protection	
	T700 FW II (68cm)	T700 unit II (68cm)	T700 groupe II (68cm)	17.7161.02 (*)
	T800.1 FWII(78cm)	T800.1 unitII(78cm)	T800.1 groupell(78cm)	17.7161.36
2	Stellring	collar	bague	0088393.5 (A25 DIN705)
3	Bolzen	bolt	axe	5.0.7725.010
4	Rad	wheel	roulette	70 630 011
5	Traverse	traverse	traverse	
	T700 FW II (68cm)	T700 unit II (68cm)	T700 groupe II (68cm)	17.7341.04 (*)
	T800.1 FWII(78cm)	T800.1 unitII(78cm)	T800.1 groupell(78cm)	17.7341.019
6	Kabelhalter	holder	support	81.8500.16
7	Kordelschraube	knurled screw	vis moletée	35.7100.64
8	Halter	holder	support	17.7164.05
9	Druckfeder	pression spring	ressort de pression	70 480 010
10	Stütze	holder	support	17.7121.02
11	Linsenschraube	screw	vis moletée	0096065.5 (ULS M8x25)
12	Stellring	collar	bague	17.7303.00
13	Lenkrolle	caster wheel	roue de guidage	00104513 (2477 DIK 125 R05)
14	Rollenlager	bearing	roulement	00110486 (32510-40)

(*) auch FWII-T800.1 also 8-page unit
 mit 68cm max. T800.1 with 68cm.
 Arbeitsbreite max. sheet size
 aussi groupe II - T800.1
 avec largeur max. 68cm



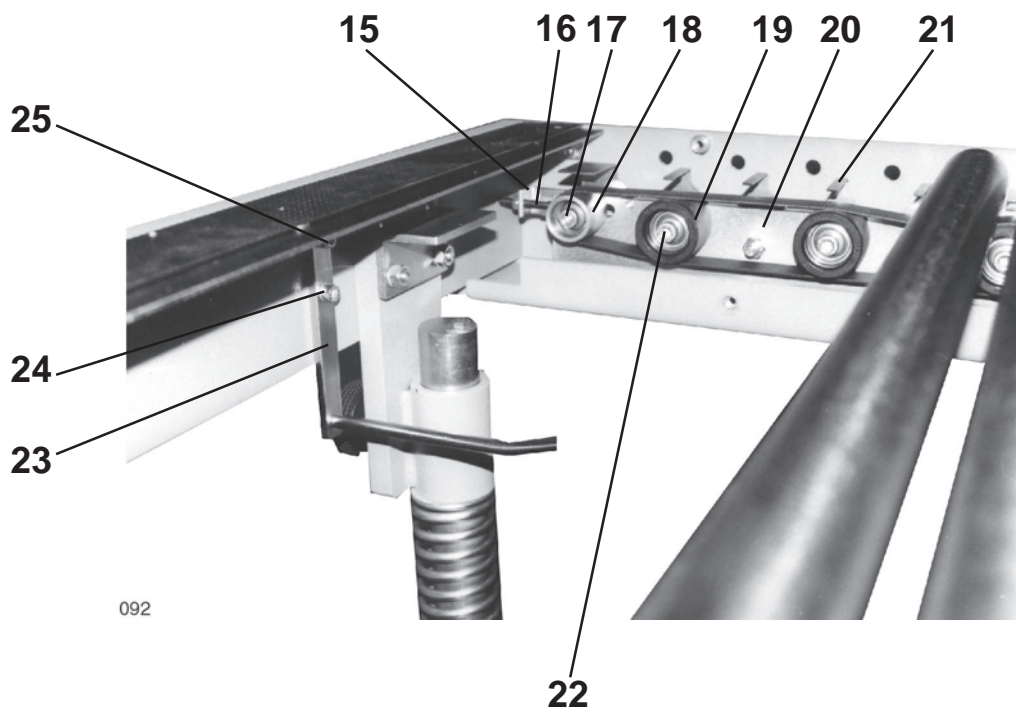
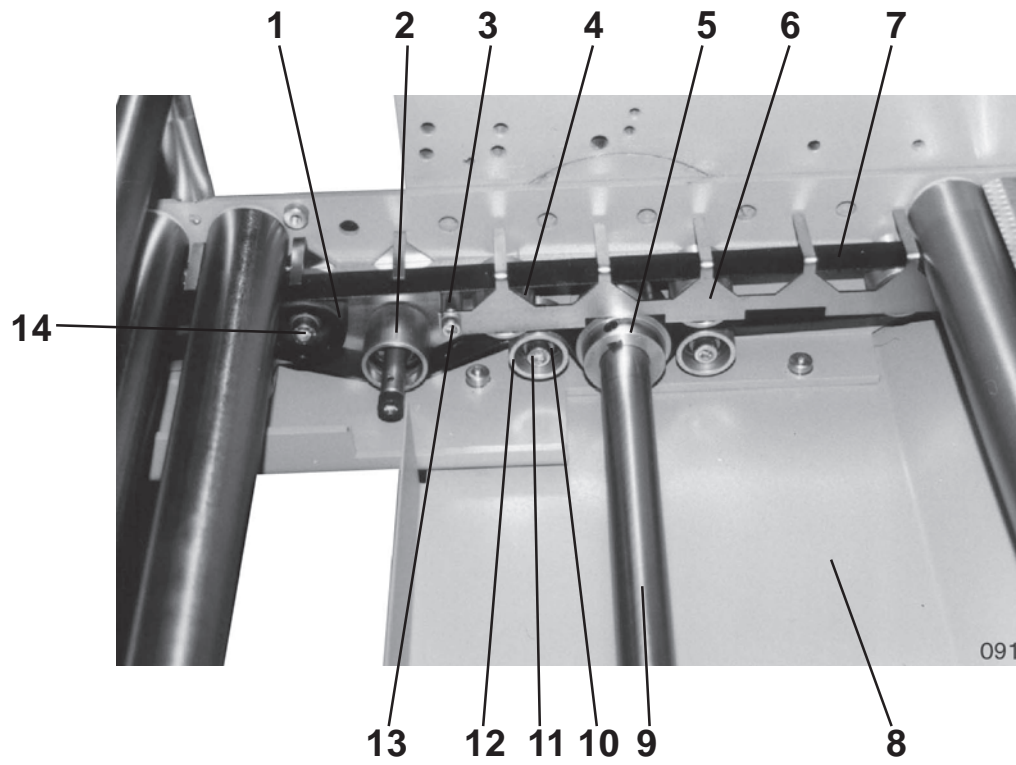


1	Stiftschraube	screw	vis	35.7203.00	
2	Distanzhülse	distance	distance	10.5128.01	
3	Distanzhülse	distance	distance	10.5128.00	
4	Einlaufblech	infeed plate	tôle d'introduction		
	T700 FW III	T700 unit III	T700 groupe III	17.5161.12	
	T800.1 FW III	T800.1 unit III	T800.1 groupe III	17.5161.12	
5	Zylinderschraube	cylinder screw	vis cylindrique	0088716.5	(M5x30 DIN912)
6	Scheibe	disc	disque	0095073.5	(5,3 DIN7349)
7	Feder	spring	ressort	00102772	(D-165C DIN2098)
8	Zylinderschraube	cylinder screw	vis cylindrique	0088872.5	(M6x40 DIN912)
9	Doppelrolle	double roll	rouleau double	17.7200.00	
10	Niederhalteblech	smoother plate	tôle d'abat feuille	17.7361.56	
11	Zylinderschraube	cylinder screw	vis cylindrique	0089052.5	(M8x45 DIN912)
12	Bolzen	bolt	axe	17.7325.00	
13	Stellstange	adjustment bar	barre de réglage	17.7321.18	
14	Niederhalter Kpl.	smoother cpl.	abat feuille cpl.		
	bei FW II-T700 (68cm)	by unit II-T700 (68cm)	groupe II-T700 (68cm)	17.7300.09(*)	(800 mm)
	bei FW II-T800.1 (78cm)	by unit II-T800.1 (78cm)	groupe II-T800.1 (78cm)	17.7300.34	(660 mm)
15	Stellstück	adjustment piece	pièce de réglage	35.7212.01	
16	Lineal	ruler	régle	17.7261.08	
17	Träger	bar	barre	17.7215.02	
18	Leiste	bar	barre	2.0.7244.010	
19	Rändelmutter	knurled nut	écrou moletée	0087148.5	(M8 DIN467)
20	Griff	handle	levier	13.2800.01	
21	Hutmutter	cap nut	écrou à chapeau	0093641.5	(M8 DIN1587)
22	Abdeckblech	cover plate	tôle de recouvrement	17.7361.26	
23	Einlaufblech	infeed plate	tôle d'introduction	17.7261.05	
24	Niederhalteblech	smoother plate	tôle d'abat feuille	17.7361.36	
25	Schrägrolle	cross carrier roller	rouleau	17.7400.00	
26	Zylinderschraube	cylinder screw	vis cylindrique	0088708.5	(M5x25 DIN912)
27	Zylinderschraube	cylinder screw	vis cylindrique	0088716.5	(M5x30 DIN912)
28	Verstärkungsleiste	reinforcing bar	barre de renforcement	17.7241.01	
29	Doppelrollenleiste	double roller bar	barre de rouleau double	17.7251.02	
30	Klotz	block	bloc	17.7244.01	
31	Sechskantschraube	hexagon screw	vis à six pans	0090290.5	(M5x40 DIN933)
32	Halter	holder	support	17.7244.03	
33	Sechskantschraube	hexagon screw	vis à six pans	0090316.5	(M5x50 DIN933)
34	Feder	spring	ressort	00102562	(10-3-1 Knörzer)
35	Niederhalteband	smoother flat belt	courroie de guide feuille	17.7200.05	
36	Einlaufblech	infeed plate	tôle d'introduction	17.7361.13	
37	Halter	holder	support	17.7344.11	
38	Stange	bar	barre	17.7321.08	
39	Kordelgriff mit Stiftschraube	knurled grip with screw	poignée avec vis	00100268 0091403.5	(32-M6 GN534) (M6x60 DIN939)
40	Führungsschiene	slide bar	glissière de barre	17.7261.11	
41	Führungsschiene	slide bar	glissière de barre	17.7261.10	



(*) auch FWII-T800.1
 mit 68cm max.
 Arbeitsbreite

also 8-page unit
 T800.1 with 68cm.
 max. sheet size

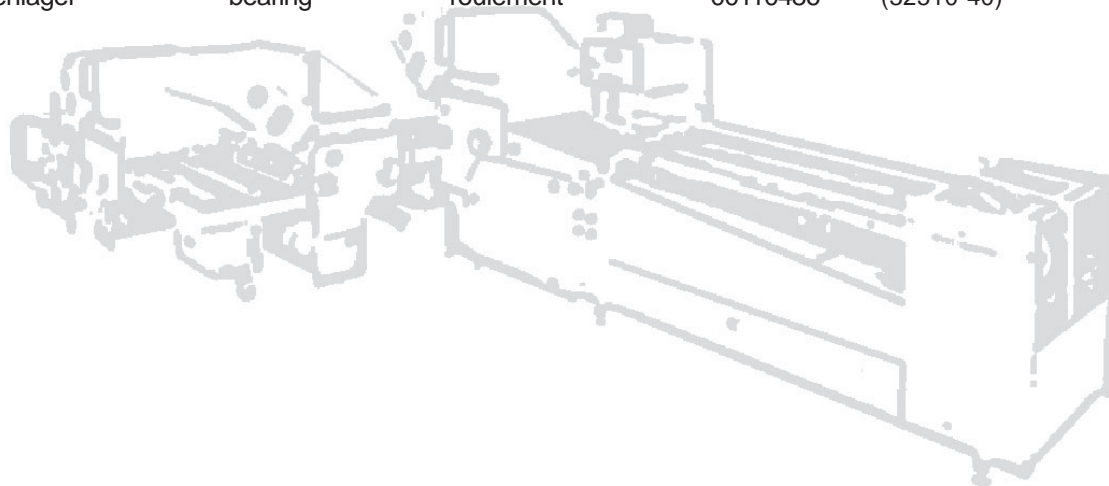
aussi groupe II - T800.1
 avec largeur max. 68cm




1	Bandspannrolle	bearing	roulement	00111781	(F56.202 INA)
2	Bandrolle	tape roller	roulette	17.7300.27	
3	Distanz	distance	distance	17.7328.05	
4	Bandrolle Kpl.	tape roller cpl.	roulette cpl.	35.7300.09	
5	Riemenscheibe	pulley	poulie	1.0.5232.310	
6	Fingerschutz	finger protection	protection des dés	17.7361.19	
7	Band	flat belt	courroie	0106164	(NE 21 20x3240)
8	Schutzblech	guard	protection	17.7361.10	
9	Welle	shaft	arbre	17.5221.04	
10	Bandspannrollenllager	bearing	roulement	00111799	(F80.491 INA)
11	Zylinderschraube	cylinder screw	vis cylindrique	0089052.5	(M8x45 DIN912)
12	Laufrolle	roller	roulette	17.7332.00	
13	Zylinderschraube	cylinder screw	vis cylindrique	0088880.5	(M6x45 DIN912)
14	Zylinderschraube	cylinder screw	vis cylindrique	0089011.5	(M8x30 DIN912)
15	Riemenspanner	belt tension lever	levier de tendeur	17.7344.12	
16	Gewindestift	screw	vis cylindrique	0089658.5	(M6x40 DIN913)
17	Zylinderschraube	cylinder screw	vis cylindrique	0089045.5	(M8x40 DIN912)
18	Bandrolle Kpl.	tape roller cpl.	roulette cpl.	35.7300.09	
19	Bandspannrolle	bearing	roulement	00111781	(F56.202 INA)
20	Antriebsplate	driving plate	tôle de commande	17.7364.14	
21	Schutz	guard	protection	17.7361.43	
22	Zylinderschraube	cylinder screw	vis cylindrique	0089011.5	(M8x30 DIN912)
23	Kabelhalter	holder	support	81.8500.16	
24	Zylinderschraube	cylinder screw	vis cylindrique	0088823.5	(M6x20 DIN912)
25	Anschlag	sheet stop	butée	35.7153.00	
	Pos. 10-12	pos. 10-12	pos. 10-12		
	Bandrolle Kpl.	tape roller cpl.	roulette cpl.	17.7300.14	

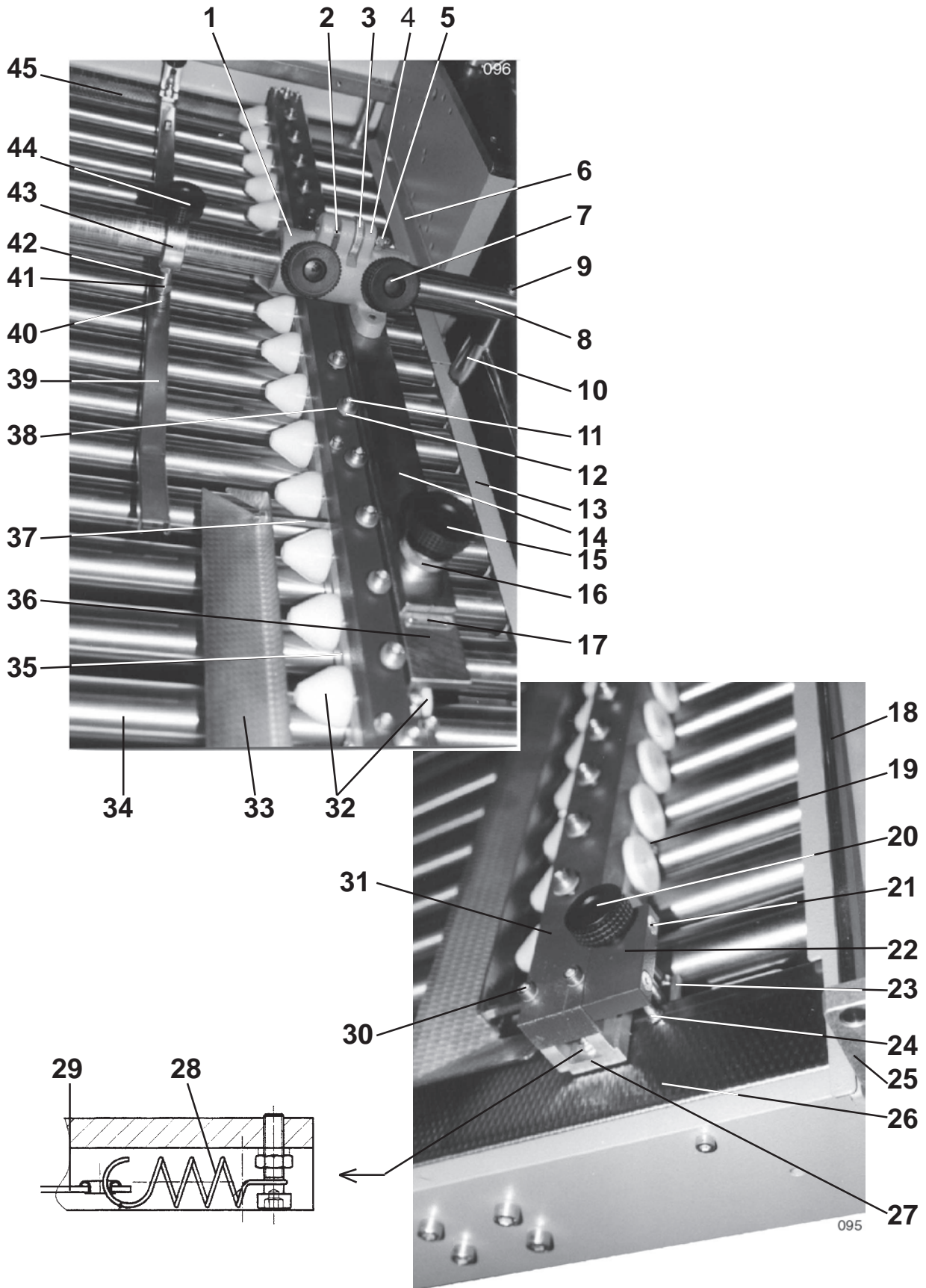


1	Schutzblech T700/T800.1 FW III T700/T800.1 FWI IV	guard T700/T800.1 unit III T700/T800.1 unit IV	protection T700/T800.1 groupe III T700/T800.1 groupe IV	17.7161.04 17.7161.05	
2	Rad	wheel	roulette	70 630 011	
3	Stellring	collar	bague	0088393.5	(A25 DIN705)
4	Bolzen	bolt	axe	5.0.7725.010	
5	Halter	holder	suport	4.0.7144.010	
6	Kordelschraube	knurled screw	vis moletée	35.7100.64	
7	Druckfeder T700/T800.1 FW III T700/T800.1 FW IV	spring T700/T800.1 unit III T700/T800.1 unit IV	ressort T700/T800.1 groupe III T700/T800.1 groupe IV	70 480 010 01.7181.00	
8	Stellring	collar	bague	17.7303.00	
9	Stütze T700/T800.1 FW III 4 Ta FW III 2 Ta FW IV 4 Ta FW IV 2 Ta	holder T700/T800.1 unit III 4 buckles unit III 2 buckles unit IV 4 buckles unit IV 2 buckles	support T700/T800.1 groupe III 4 poches groupe III 2 poches groupe IV 4 poches groupe IV 2 poches	4.0.7121.060 4.0.7121.070 17.7121.03 17.7121.04	
10	Lenkrolle	caster wheel	roue de guidage	00104513	(2477 DIK 125 RO5)
11	Rollenlager	bearing	roulement	00110486	(32510-40)

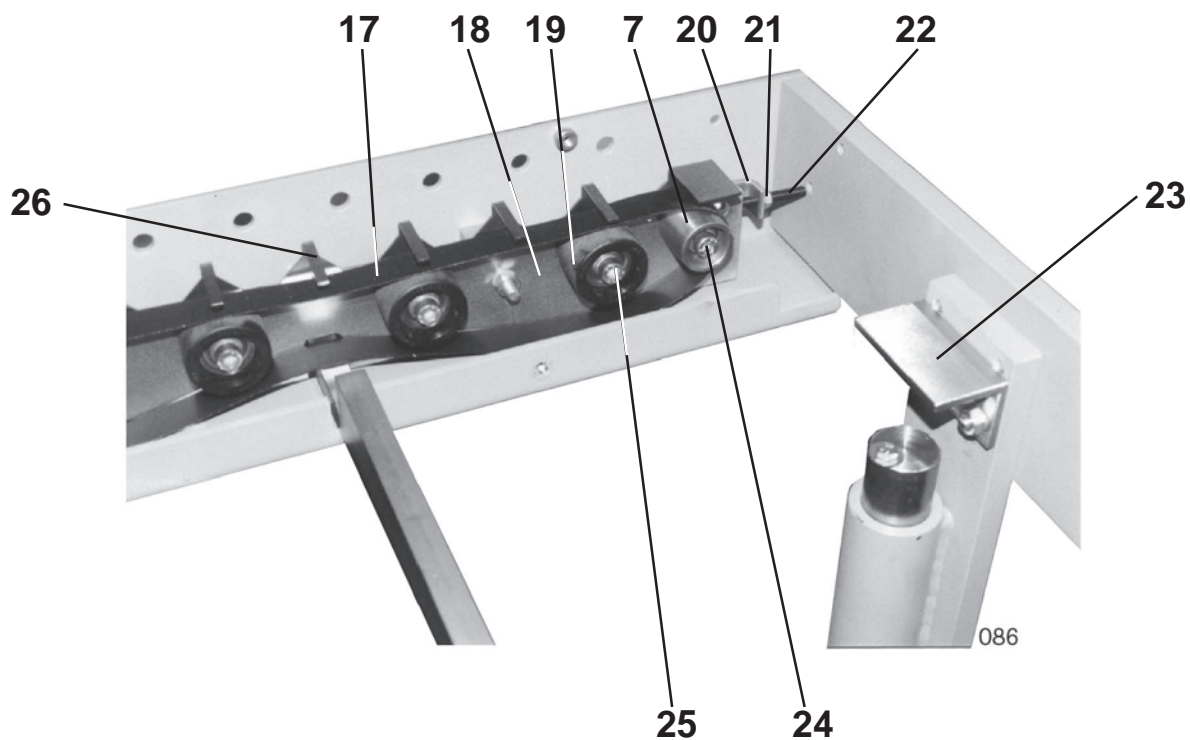
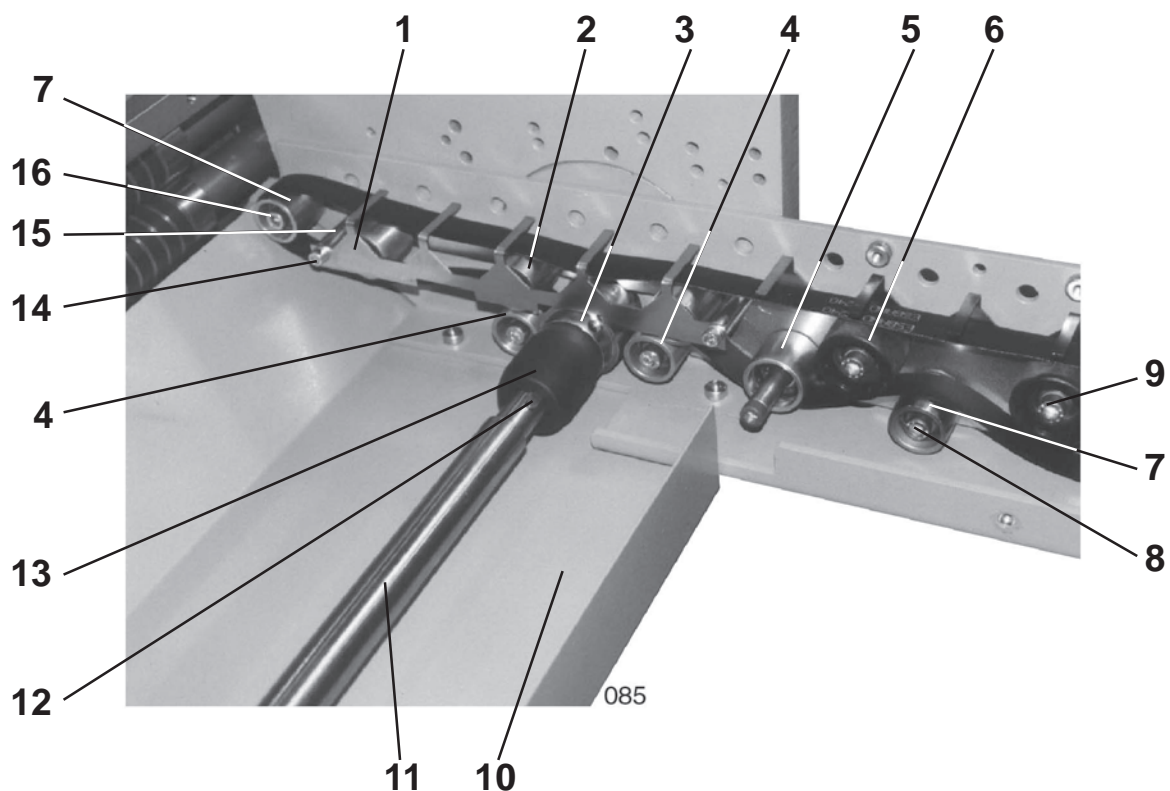




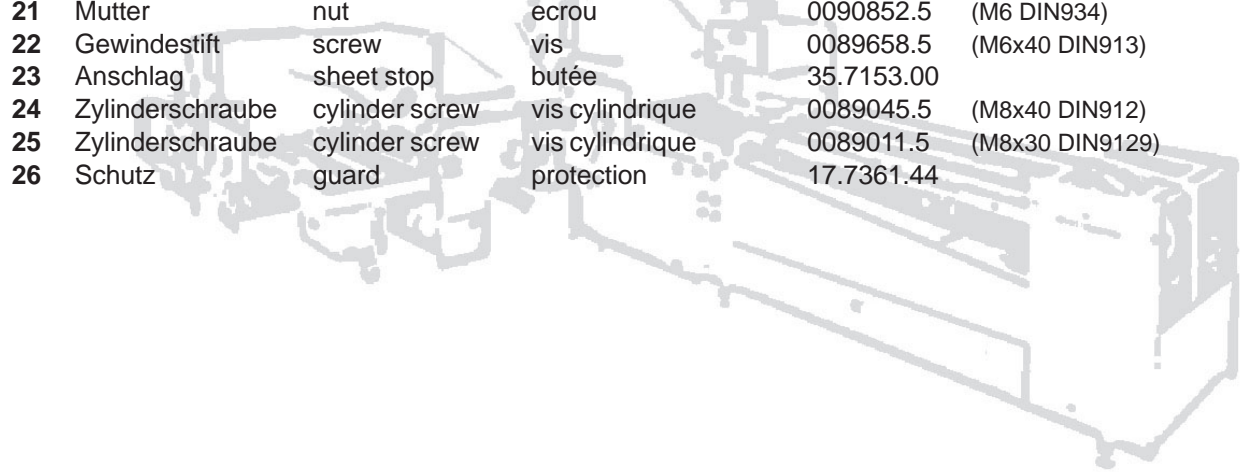
1	Niederhalter	smoother	guide feuille		
	T700 FW II und T700 FW III/ T700 8 page unit and T700 16 page unit/ T700 groupe II et T700 groupe III			17.7353.05(*)	(A=800 mm)
	T800.1 FW II und T800.1 FW III/ T800 8pg unit and T800.1 16pg unit/ T800.1 groupe II et T800.1 groupe III			17.7353.11	(A=660 mm)
	T800.1 FW II und T700 FW III/ T800.1 8 page unit and T700 16pg unit/ T800.1 groupe II et T700 groupe III			17.7353.11	(A=660 mm)
	T700/T800.1 FW III + IV/ T700/T800.1 16 page unit + 32 page unit/ T700/T800.1 groupe III + IV			17.7353.06	(A=670 mm)
2	Feder	spring	ressort	00102749	(D150 DIN2098)
3	Zylinderschraube	cylinder screw	vis cylindrique	0089086.5	(M8x55 DIN912)
4	Stellring	collar	bague	17.7328.03	
5	Kordelgriff	knurled grip	poignée	00100257	(M6x10 SW GN534-32)
6	Transportrolle Kpl.	transport roller cpl.	roulette de transport cpl.	17.7300.28	
7	Niederhalter Kpl.	smoother cpl.	guide feuille cpl.		
	T700/T800.1 FW II + IV/ T700/T800.1 8 page unit + 32 page unit/ T700/T800.1 groupe II + IV			17.7300.13	
8	Niederhalter	smoother	guide feuille	01.7264.00	
9	Werkzeug	tools	outils	17.7200.07	
10	Niederhalterseil Kpl.	smoother rope cpl.	corde d'abat feuille cpl.		
	T700/T800.1 FW III + IV/ T700/T800.1 16 + 32 page unit/ T700/T800.1 groupe III + IV			17.7300.18	(A=600 mm)
11	Winkel	bar	barre	17.7353.08	
12	Halter	holder	support	70 500 260	
13	Rändelhohlschraube	knurled screw	vis moletée	00095810	(M6x15 GN421)
14	Niederhalterseil Kpl.	smoother rope cpl.	corde d'abat feuille cpl.		
	T700/T800.1 FW III/ T700/T800.1 16 page unit/ T700/T800.1 groupe III			17.7300.15	
	Pos. 1-5 + 11-13	pos. 1-5 + 11-13	pos. 1-5 + 11-13		
	Niederhalter Kpl.	smoother cpl.	guide feuille cpl.		
	T700 FW II und T700 FW III/ T700 8 page unit and T700 16 page unit/ T700 groupe II et T700 groupe III			17.7300.09(*)	(A=800mm)
	T800.1 FW II und T800.1 FW III/ T800.1 8pg unit and T800.1 16pg unit/T800.1 groupe II et T800.1 groupe III			17.7300.34	(A=660mm)
	T800.1 FW II und T700 FW III/ T800.1 8pg unit and T700 16pg unit/T800.1 groupe II et T700 groupe III			17.7300.34	(A=660mm)
	T700/T800.1 FW III + IV/ T700/T800.1 16 page unit + 32 page unit/ T700/T800.1 groupe III + IV			17.7300.11	(A=670mm)
(*)	auch FWII-T800.1 mit 68cm max. Arbeitsbreite	also 8-page unit T800.1 with 68cm. max. sheet size	aussi groupe II - T800.1 avec largeur max. 68cm		

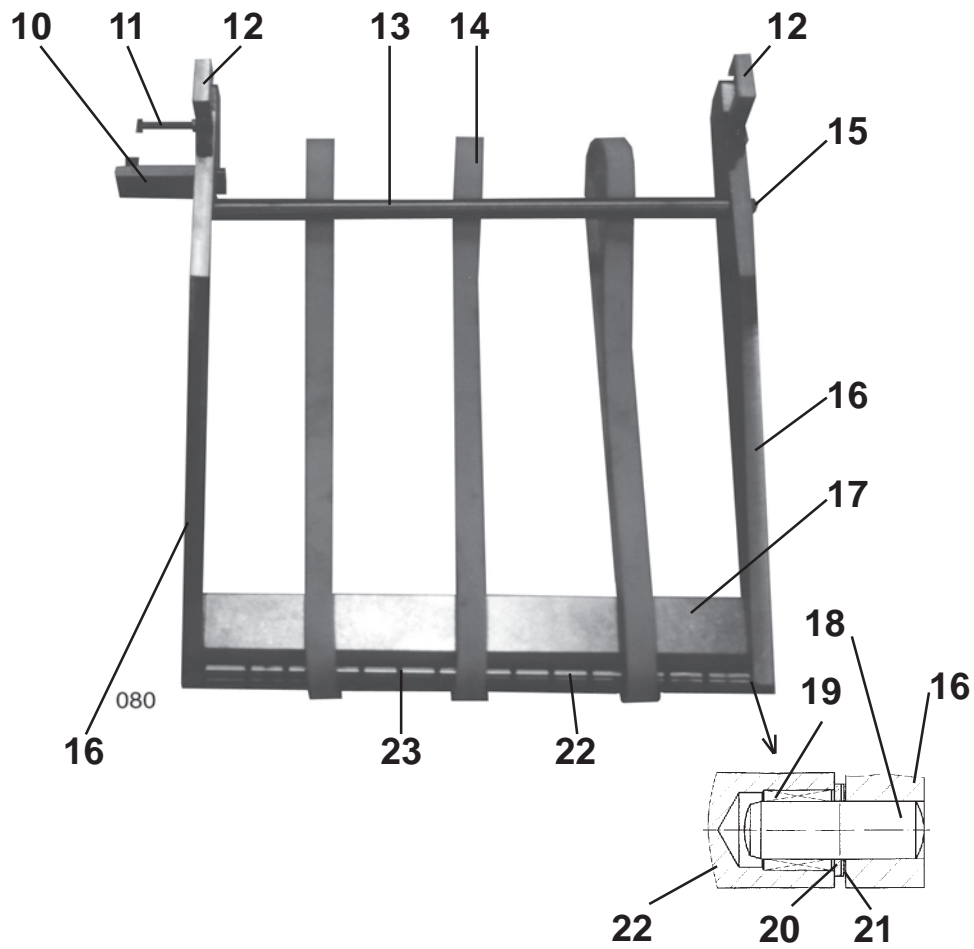



1	Stellstück	adjustment piece	pièce de réglage	35.7212.01	
2	Stiftschraube	screw	vis	35.7203.00	
3	Rändelmutter	knurled nut	ecrou moletée	0087148.5	(M8 DIN467)
4	Stellstück	adjustment piece	pièce de réglage	35.7212.00	
5	Hutmutter	cap nut	ecrou à chapeau	0093641.5	(M8 DIN1587)
6	Abdeckblech	cover plate	tôle de recouvrement	17.7361.25	
7	Griff	handle	levier	13.2800.01	
8	Stellstange	adjustment bar	barre de réglage	17.7321.18	
9	Zylinderschraube	cylinder screw	vis cylindrique	0089052.5	(M8x45 DIN912)
10	Bolzen	bolt	axe	17.7325.00	
11	Zylinderschraube	cylinder screw	vis cylindrique	0088716.5	(M5x30 DIN912)
12	Scheibe	disc	disque	0095073.5	(5,3 - DIN7349)
13	Abdeckblech	cover plate	tôle de recouvrement	17.7361.29	
14	Leiste	bar	barre	2.0.7244.010	
15	Kordelgriff	knurled grip	poignée	00100269	(GN534-40-M8-SW)
16	Excentergriff	excenter grip	levier excentrique	10 420 030	
17	Maßstab	scale	échelle graduée	50 670 010	
18	Stange	bar	barre	17.7321.09	
19	Führungsschiene	slide bar	glissière de barre	17.7261.12	
20	Kordelgriff mit Stiftschraube	knurled grip with screw	poignée avec vis	00100268 0091403.5	(GN534 - 32-M6) (M6x60 DIN939)
21	Senkschraube	screw	vis	0095344.5	(M5x35 DIN7991)
22	Klotz	block	bloc	17.7244.01	
23	Halter	holder	support	17.7244.03	
24	Sechskantschraube	hexagon screw	vis à six pans	0090290.5	(M5x40 DIN933)
25	Halter	holder	support	17.7344.11	
26	Einlaufblech	infeed plate	tôle d'introduction	17.7361.14	
27	Doppelrollenleiste	double roller bar	barre de double rouleau	17.7251.03	
28	Feder	spring	ressort	00102562	(10-3-1 Knörzner)
29	Niederhalterband	smoother belt	courroie de guide feuille	17.7200.08	
30	Zylinderschraube	cylinder screw	vis cylindrique	0088716.5	(M5x30 DIN912)
31	Verstärkungsleiste	reinforcing bar	barre de renforcement	17.7241.02	
32	Doppelrolle	double roller	rouleau double	17.7200.00	
33	Einlaufblech	infeed plate	tôle d'introduction	17.7261.06	
34	Schrägrolle Kpl.	cross carrier roller cpl.	rouleau cpl.	17.7400.00	
35	Lineal	ruler	régle	17.7261.09	
36	Träger	bar	barre	17.7215.01	
37	Stehbolzen	bolt	axe	17.7225.00	
38	Feder	spring	ressort	00102772	(D-165C DIN2098)
39	Niederhalter	smoother	guide feuille	17.7353.06	(669 Länge)
40	Feder	spring	ressort	00102749	(D-150D DIN2098)
41	Mutter	nut	ecrou	0090878.5	(M8 DIN934)
42	Zylinderschraube	cylinder screw	vis cylindrique	0089086.5	(M8x55 DIN912)
43	Stellring	collar	bague	17.7328.03	
44	Kordelgriff	knurled grip	poignée	00100257	(GN534-32-M6x10-SW)
45	Einlaufblech	infeed plate	tôle d'introduction	17.5161.11	
	Pos. 39-44 Niederhalter Kpl.	pos. 39-44 smoother cpl.	pos. 39-44 guide feuille cpl.	17.7300.11	

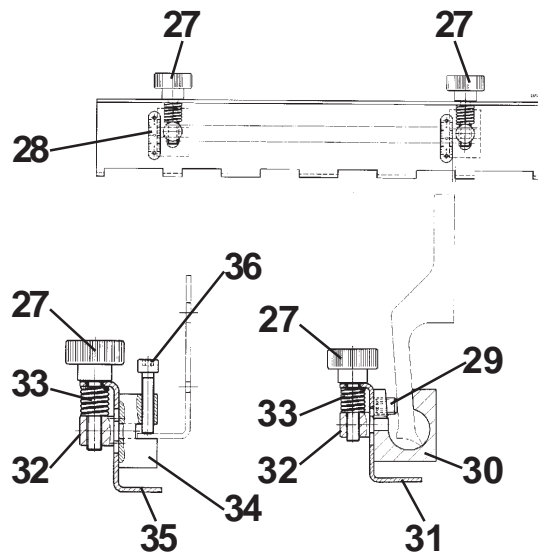
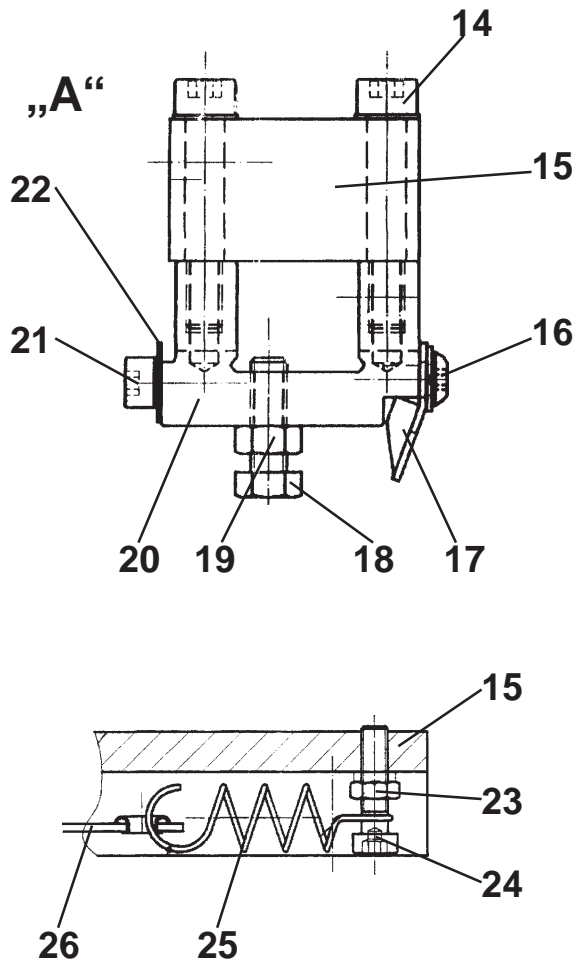



1	Fingerschutz	finger protection	protection des dés	17.7361.19	
2	Bandrolle	tape roller	roulette	35.7300.09	
3	Riemenscheibe	pulley	poulie	1.0.5232.310	
4	Bandrolle Kpl.	tape roller cpl.	roulette cpl.	17.7300.14	
5	Bandrolle	tape roller	roulette	17.7300.27	
6	Bandspannrolle	bearing	roulement	00111781	(F56.202 INA)
7	Bandrolle	tape roller	roulette	35.7300.09	
8	Zylinderschraube	cylinder screw	vis cylindrique	0099011.5	(M8x30 DIN912)
9	Zylinderschraube	cylinder screw	vis cylindrique	0089011.5	(M8x30 DIN912)
10	Schutzblech	guard	protection	17.7361.10	
11	Welle	shaft	arbre	17.5221.04	
12	Paßfeder	spring	clavette	00094508	(6x6x30 DIN6885)
13	Kupplungsstück	coupling piece	pièce d'accouplement	01.5200.15	
14	Zylinderschraube	cylinder screw	vis cylindrique	0088899.5	(M6x55 DIN912)
15	Distanz	distance	distance	17.7328.01	
16	Zylinderschraube	cylinder screw	vis cylindrique	0089045.5	(M8x40 DIN912)
17	Band	flat belt	courroie	0106068	(20x2735 NE 21)
18	Antriebsplatte	driving plate	tole de commande	17.7364.15	
19	Bandspannrolle	bearing	roulement	00111781	(F56.202 INA)
20	Riemenspanner	belt tension lever	levier de tendeur	17.7344.12	
21	Mutter	nut	ecrou	0090852.5	(M6 DIN934)
22	Gewindestift	screw	vis	0089658.5	(M6x40 DIN913)
23	Anschlag	sheet stop	butée	35.7153.00	
24	Zylinderschraube	cylinder screw	vis cylindrique	0089045.5	(M8x40 DIN912)
25	Zylinderschraube	cylinder screw	vis cylindrique	0089011.5	(M8x30 DIN9129)
26	Schutz	guard	protection	17.7361.44	





1	Lasche	holder	support	35.6853.01	
2	Rändelschraube	knurled screw	vis moletée	0095810.5	(M6x15 GN421)
3	Einlaufblech	infeed plate	tôle d'introduction	17.7561.00	
4	Doppelrolle	double rollex	rouleau double	17.7200.00	
5	Niederhalter	smoother	guide feuille	01.7264.00	
6	Niederhalter	smoother	guide feuille	15.6885.00	
7	Zylinderschraube	cylinder screw	vis cylindrique	0085910.5	(M5x8 DIN84)
8	Niederhalter	smoother	guide feuille		
	T700 FW I und FWII-68cm / T700 parallel unit and 8 page unit-68cm/T700 groupe I et groupe II avec 68cm			17.7553.00	
	T800.1 FW I und FWII-82cm / T800.1 par. unit and 8pg unit-78cm/T800.1 groupe I et groupe II avec 78cm			17.7553.03	
	T800.1 FW I und FWII-68cm / T800.1 par. unit and 8pg unit-68cm/T800.1 groupe I et groupe II avec 68cm			17.7553.00	
9	Zylinderschraube	cylinder screw	vis cylindrique	00886335	((M5x16 DIN912)
10	Abstützung	holder	support		
	T700 FW I und FWII-68cm / T700 parallel unit and 8 page unit-68cm/T700 groupe I et groupe II avec 68cm			15.6844.01	
	T800.1 FW I und FWII-78cm / T800.1 par. unit and 8pg unit-78cm/T800.1 groupe I et groupe II avec 78cm			17.7544.01	
	T800.1 FW I und FWII-68cm / T800.1 par. unit and 8pg unit-68cm/T800.1 groupe I et groupe II avec 68cm			17.7544.01	
11	Sechskantschraube	screw	vis		
	T700 FW I und FWII-68cm / T700 parallel unit and 8 page unit-68cm/T700 groupe I et groupe II avec 68cm			0090415.5	(M6x50 DIN933)
	T800.1 FW I und FWII-78cm / T800.1 par. unit and 8pg unit-78cm/T800.1 groupe I et groupe II avec 78cm			0090373.5	(M6x25 DIN933)
	T800.1 FW I und FWII-68cm / T800.1 par. unit and 8pg unit-68cm/T800.1 groupe I et groupe II avec 68cm			0090373.5	(M6x25 DIN933)
12	Halter	holder	support	15.6844.00	
13	Traverse	traverse	traverse		
	T700 FW I und FWII-68cm / T700 parallel unit and 8 page unit-68cm/T700 groupe I et groupe II avec 68cm			15.7521.00	
	T800.1 FW I und FWII-78cm / T800.1 par. unit and 8pg unit-78cm/T800.1 groupe I et groupe II avec 78cm			15.7521.00	
	T800.1 FW I und FWII-68cm / T800.1 par. unit and 8pg unit-68cm/T800.1 groupe I et groupe II avec 68cm			15.7521.00	
14	Band	tape	courroie		
	T700 FW I und FWII-68cm / T700 parallel unit and 8 page unit-68cm/T700 groupe I et groupe II avec 68cm			00105354	(20x 925 - 880 LO)
	T800.1 FW I und FWII-78cm / T800.1 par. unit and 8pg unit-78cm/T800.1 groupe I et groupe II avec 78cm			00105407	(20x1070 - 1015 LO)
	T800.1 FW I und FWII-68cm / T800.1 par. unit and 8pg unit-68cm/T800.1 groupe I et groupe II avec 68cm			00105354	(20x 925 - 880 LO)
15	Linsenschraube	screw	vis	0096065.5	(M8x25 ULS)
16	Seitenteil	side frame	tôle lateral		
	700 FW I und FWII-68cm / T700 parallel unit and 8 page unit-68cm/T700 groupe I et groupe II avec 68cm			17.7515.00	
	T800.1 FW I und FWII-78cm / T800.1 par. unit and 8pg unit-78cm/T800.1 groupe I et groupe II avec 78cm			17.7541.02	
	T800.1 FW I und FWII-68cm / T800.1 par. unit and 8pg unit-68cm/T800.1 groupe I et groupe II avec 68cm			17.7515.00	
17	Traverse	traverse	traverse		
	700 FW I und FWII-68cm / T700 parallel unit and 8 page unit-68cm/T700 groupe I et groupe II avec 68cm			15.7541.02	
	T800.1 FW I und FWII-78cm / T800.1 par. unit and 8pg unit-78cm/T800.1 groupe I et groupe II avec 78cm			17.7541.02	
	T800.1 FW I und FWII-68cm / T800.1 par. unit and 8pg unit-68cm/T800.1 groupe I et groupe II avec 68cm			17.7541.02	
18	Zylinderstift	pin	goupille	15.6803.00	
19	Lagerhülse	bearing	roulement	00110397	(HK 1012)
20	Paßscheibe	washer	rondelle	00092230	(10x16x1,2 DIN988)
21	Paßscheibe	washer	rondelle	00092213	(10x16x0,5 DIN988)
22	Bandwalze	tape roller	rouleau		
	700 FW I und FWII-68cm / T700 parallel unit and 8 page unit-68cm/T700 groupe I et groupe II avec 68cm			15.7524.00	
	T800.1 FW I und FWII-78cm / T800.1 par. unit and 8pg unit-78cm/T800.1 groupe I et groupe II avec 78cm			17.7524.00	
	T800.1 FW I und FWII-68cm / T800.1 par. unit and 8pg unit-68cm/T800.1 groupe I et groupe II avec 68cm			17.7524.00	
23	O-Ring	o-ring	anneau de joint	00101123	(3,0x15)



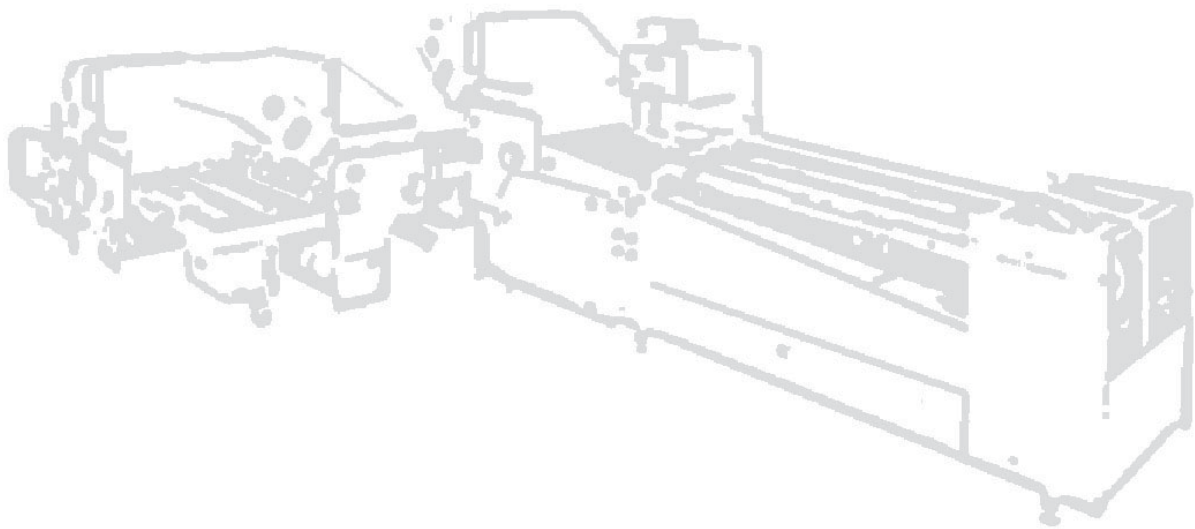
Standard-Falztasche
 Standard-buckle plate
 Poche-standard

Kombi-Falztasche
 Combi-buckle plate
 Poche-peigne

1	Niederhalter	smoother	guide feuille	01.7264.00	
2	Einlaufblech	infeed plate	tole d'introduction	17.7561.00	
3	Griff	handle	levier	00100266	(M8x40 GN534)
4	Excentergriff	excenter grip	levier excentrique	10 420 030	
5	Leiste	bar	barre	2.0.7244.010	
6	Griff	handle	levier	13.2800.01	
7	Stellstück	adjustment piece	pièce de réglage	35.7212.01	
8	Rändelmutter	knurled nut	ecrou moletée	0087155.5	(M8 DIN467)
9	Hutmutter	cap nut	ecrou à chapeau	0093641.5	(M8 DIN 1587)
10	Stellstück	adjustment piece	pièce de réglage	35.7212.00	
11	Kordelgriff	knurled grip	poignée	00100268	(M6x32 GN534)
12	Stellring	collar	bague	17.7328.03	
13	Niederhalter	smoother	guide feuille		
	FWII - 68cm	8 page unit - 68cm	groupe II - 68cm	17.7553.01	
	FWII - 78cm	8 page unit - 78cm	groupe II - 78cm	17.7553.02	
14	Zylinderschraube	cylinder screw	vis cylindrique	0088716.5	(M5x30 DIN912)
15	Verstärkungsleiste	reinforcing bar	barre de renforcement		
	FWII - 68cm	8 page unit - 68cm	groupe II - 68cm	17.7541.00	
	FWII - 78cm	8 page unit - 78cm	groupe II - 78cm	17.7541.03	
16	Linsenschraube	screw	vis	0095927.5	(M4x8 ULS)
17	Lineal	ruler	règle		
	FWII - 68cm	8 page unit - 68cm	groupe II - 68cm	17.7561.01	
	FWII - 78cm	8 page unit - 78cm	groupe II - 78cm	17.7561.09	
18	6kt-schraube	hexagon screw	vis à six pans	0090241.5	(M5x16 DIN933)
19	Mutter	nut	ecrou	0090845.5	(M5 DIN934)
20	Doppelrollenleiste	double roller bar	barre de rouleau double		
	FWII - 68cm	8 page unit - 68cm	groupe II - 68cm	17.7551.00	
	FWII - 78cm	8 page unit - 78cm	groupe II - 78cm	17.7551.02	
21	Zylinderschraube	cylinder screw	vis cylindrique	0088567.5	(M4x6 DIN912)
22	Führungsschiene	slide bar	glissière de barre		
	FWII - 68cm	8 page unit - 68cm	groupe II - 68cm	17.7561.03	
	FWII - 78cm	8 page unit - 78cm	groupe II - 78cm	17.7561.11	
23	Mutter	nut	ecrou	0092122.5	(M5 DIN985)
24	Zylinderschraube	cylinder screw	vis cylindrique	0094668.5	(M5x20 DIN6912)
25	Feder	spring	ressort	00102562	(10-3-1 knörzer)
26	Niederhalteband	smoother flat belt	courroie d'abat feuille		
	FWII - 68cm	8 page unit - 68cm	groupe II - 68cm	17.7500.23	
	FWII - 78cm	8 page unit - 78cm	groupe II - 78cm	17.7500.30	
27	Rändelschraube	knurled screw	vis moletée	00095860	(M6x25 GN421)
28	Maßstab	scale	échelle graduée	50 670 010	
29	Gewindestift	screw	vis	0089680.5	(M8x10 DIN933)
30	Klemmstück	clamping piece	pièce de blocage	10.7544.00	
31	Anschlag - FTK	sheet stop combi-plate	butée poche peigne		
	FWII - 68cm	8 page unit - 68cm	groupe II - 68cm	17.7561.13	
	FWII - 78cm	8 page unit - 78cm	groupe II - 78cm	17.7561.06	
32	Bolzen	bolt	axe	3.0.7525.010	
33	Druckfeder	pression spring	ressort de pression	50 480 090	
34	Klemmstück	clamping piece	pièce de blocage	3.0.7544.050	
35	Anschlag - FT	sheet stop standard buckle plate	butée poche standard		
	FWII - 68cm	8 page unit - 68cm	groupe II - 68cm	17.7561.05	
	FWII - 78cm	8 page unit - 78cm	groupe II - 78cm	17.7561.07	
36	Zylinderschraube	cylinder screw	vis cylindrique	0088708.5	(M5x25 DIN912)
	pos.27-33 (Kombi-Falztasche (2x)) Vorsatzanschlag Kpl. für FWII-68cm Vorsatzanschlag Kpl. für FWII-78cm	pos.27-33 (combi-plate (2x)) sheet stop cpl. for 8 page unit -68cm sheet stop cpl. for 8 page unit -78cm	pos.27-33 (poche peigne (2x)) butée cpl. pour groupe II -68cm butée cpl. pour groupe II -78cm	17.7500.04 17.7500.074	
	pos.27+32-36 (Standard-Falztasche (2x)) Vorsatzanschlag Kpl. für FWII-68cm Vorsatzanschlag Kpl. für FWII-78cm	pos.27+32-36 (standard-buckle plate (2x)) sheet stop cpl. for 8 page unit -68cm sheet stop cpl. for 8 page unit -78cm	pos.27+32-36 (poche-standard (2x)) butée cpl. pour groupe II -68cm butée cpl. pour groupe II -78cm	17.7500.05 17.7500.075	

T700 / T800.1

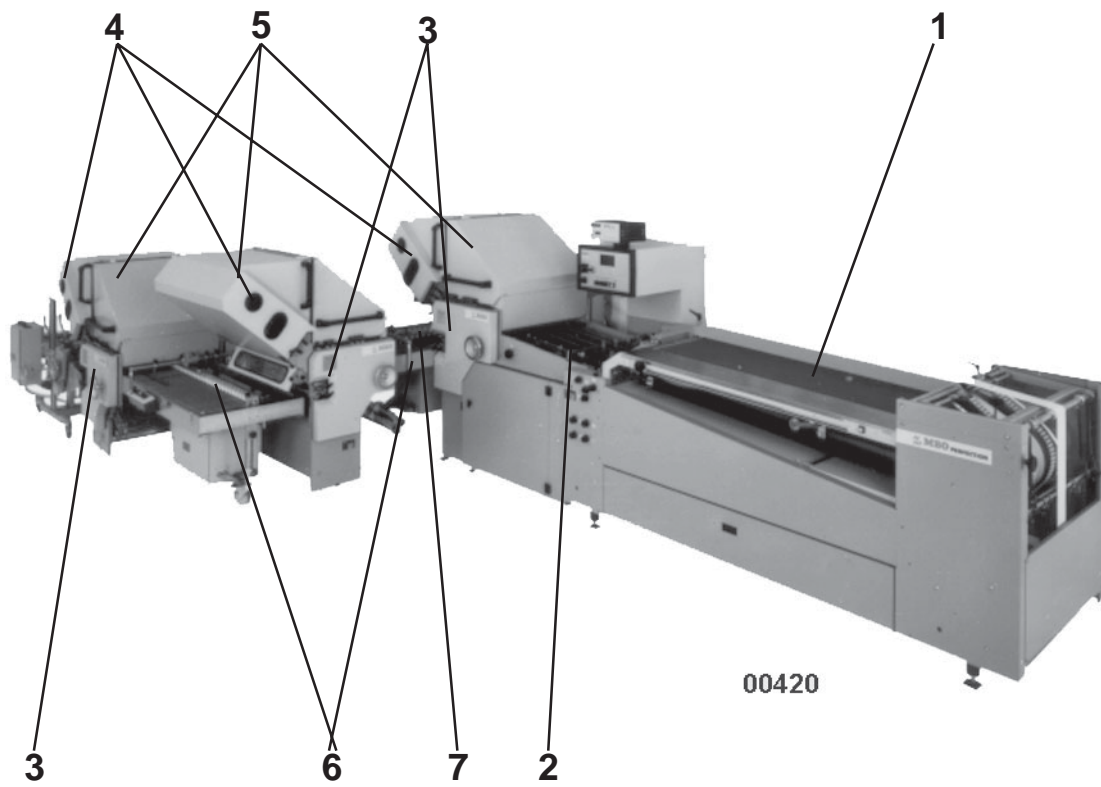
Rundstapelanleger und Falzwerk I - IV
Continuous feeder and Parallel unit to 32 page unit
Margeur rotary et groupe de pliage I - IV



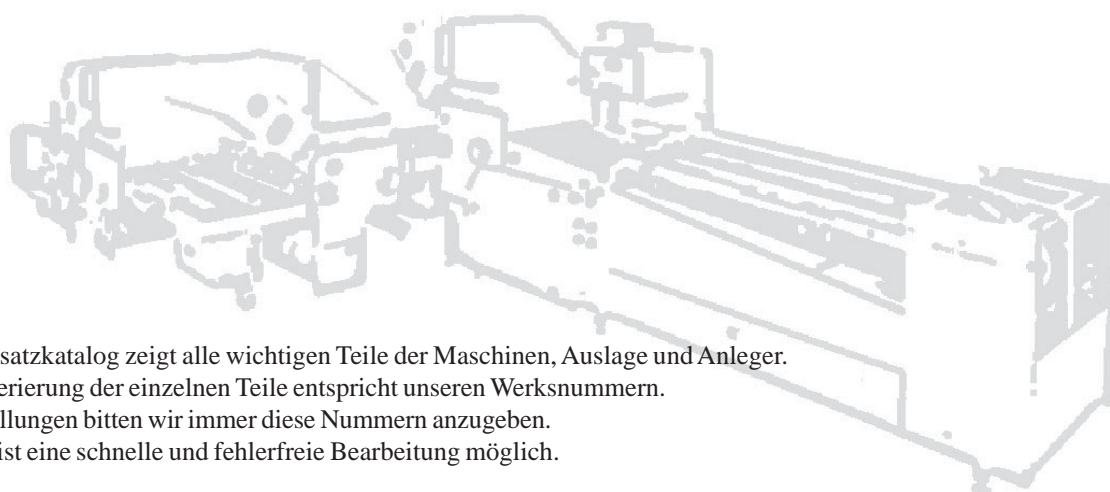
ERSATZTEILLISTE
SPARE PARTS LIST
LIST DE PIÈCES DE RECHANGE



MBO
Folding Technology



				Seite/Page	
01	Rundstapelanleger	continuous feeder	margeur rotary	EL 1730 1 - 16	1 - 35
02	Schrägbandtisch	accordion type register table	table de rectification	EL 1740 1 - 5	36 - 45
03	Parallelbruch FWI+IV	parallelfold unit- 32 page unit	pli parallèle groupe de pliage 1 et 4	EL 1750 1 - 7	46 - 61
04	Falztaschen	buckle plates	poches	EL 1756 1 - 8	62 - 79
05	Schalldämmhaube	noise hoods	carter anti-bruit	EL 1757 1 - 2	80 - 83
06	Schräggrollentisch	cross carrier register table	table à rouleaux	EL 1770 1 - 10	84 - 103
07	Doppelstromeinrichtung	split guide device	dispositif de double marge	EL 1775 1 - 2	104 - 107



Dieser Ersatzkatalog zeigt alle wichtigen Teile der Maschinen, Auslage und Anleger.
Die Numerierung der einzelnen Teile entspricht unseren Werksnummern.
Bei Bestellungen bitten wir immer diese Nummern anzugeben.
Dadurch ist eine schnelle und fehlerfreie Bearbeitung möglich.


**Außerordentlich wichtig bei Ersatzteilbestellungen ist die Typenbezeichnung Ihrer Maschine.
Bitte geben Sie uns stets die Maschinentype und die Seriennummer bei Bestellungen mit an.**

These spare parts catalogues show you all important parts of the machine, delivery and feeder.
The numeration of the individual parts correspond to our fabrication numbers.
When ordering parts please always indicate the number, this enables us to handle your order faultless
and without any delay.

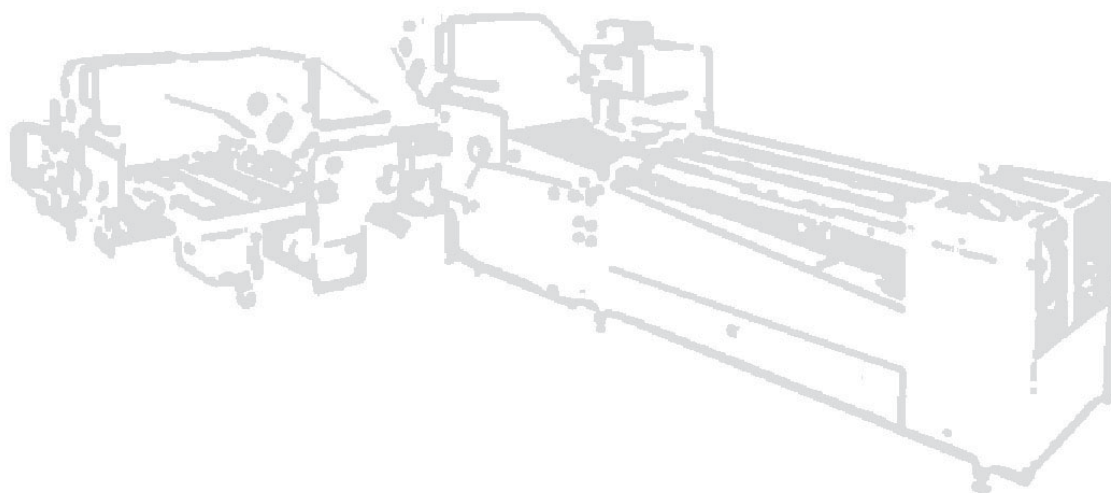
**It is also very important to indicate the type and serial number of the machine for which the spare parts are
required.**


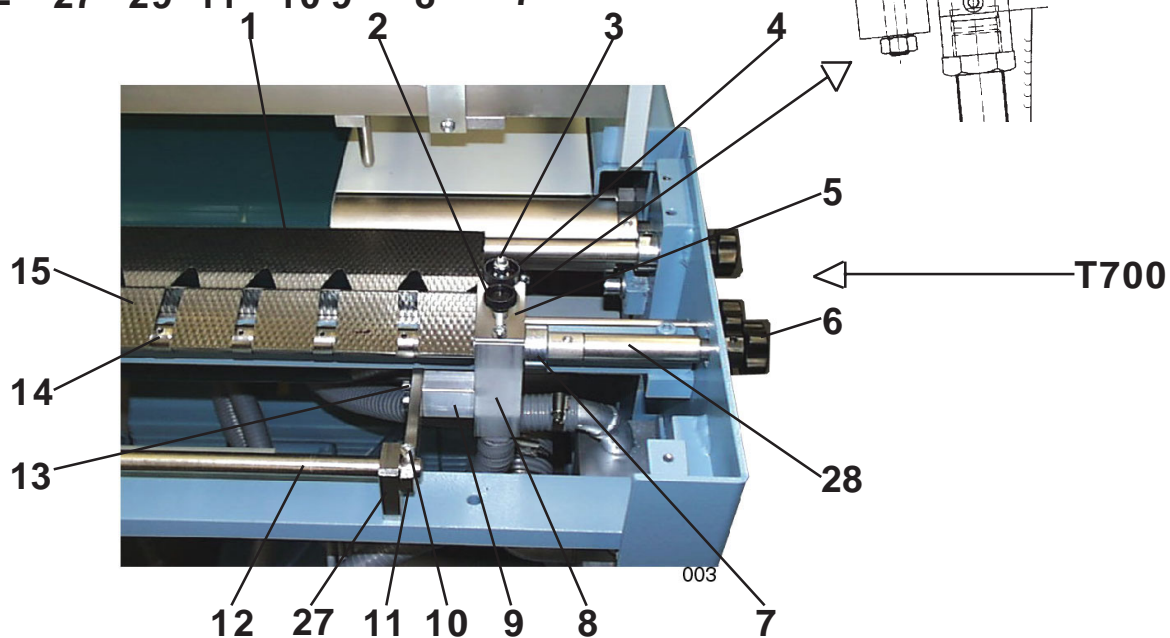
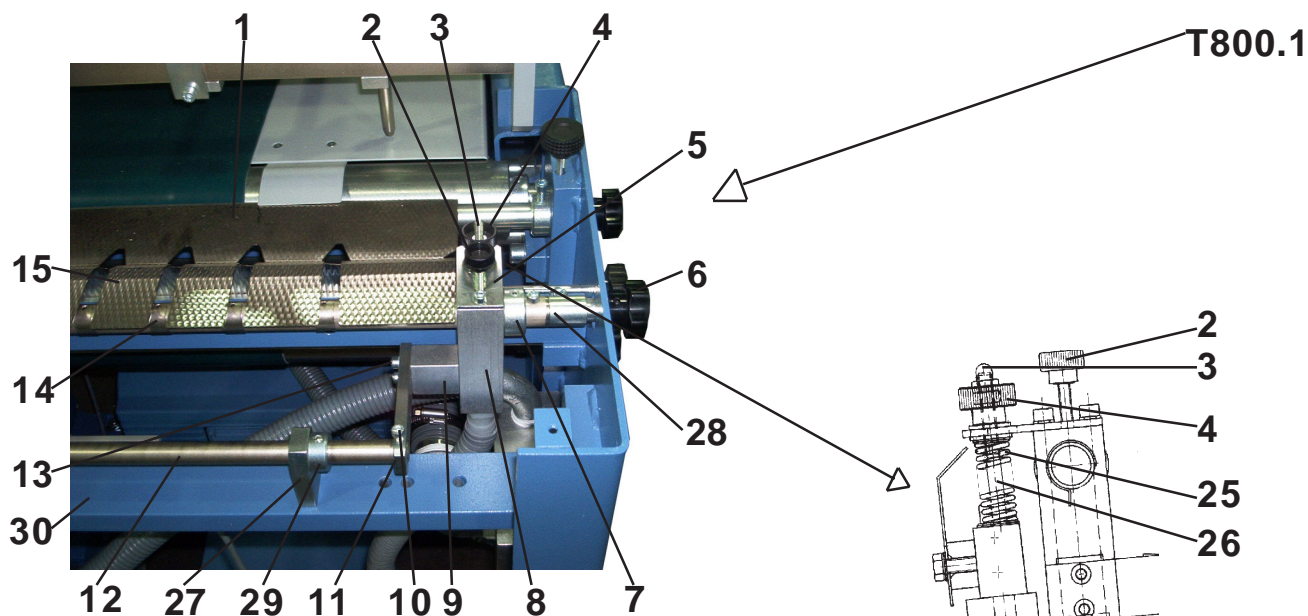
Ce catalogue de pièces détachées présente les pièces essentielles de la machine, sortie et margeur.
La numérotation de chaque pièce correspond à nos numéros d'identification.
Lors de vos commandes veuillez chaque fois indiquer ces numéros.
Ainsi le traitement de vos commandes sera plus rapide et sans erreur.

**Lors de vos commandes de pièces détachées, nous vous invitons d'indiquer le type de votre machine et le numéro de
série.**



1	Obertisch	top table	table du haut	17.3363.00	
2	Schlauch	hose	tuyau	00105026	(EUK 21 2700 mm)
3	Klappe Kpl.	flap cpl.	trappe cpl.	17.3164.25	
4	Bolzen	bolt	axe	0101778	(M12x110)
5	Scheibe	disc	disque	0086215.5	(S12 DIN 125)
6	Mutter	nut	ecrou	0090910.5	(M12 DIN 934)
7	Fussplate	plate	disque	00100057	(D63 K126)
8-11	Griff Kpl.	handle cpl.	levier cpl.	00100231	
12	Distanz	distance	distance	5.0.5328.011	
13	Zylinderschraube	cylinder screw	vis cylindrique	0089045.5	(M8x40 DIN9912)
14	Zylinderschraube	cylinder screw	vis cylindrique	0088997.5	(M8x20 DIN912)
15	Mutter	nut	ecrou	089876.5	(M8 DIN 439)
16	Passschraube	screw	vis	00096206	(M8x10x20 UPS)







1	Stellblech	adjustment plate	tôle de réglage	T700	10.3763.05	
				T800.1	17.3763.012	
2	Rändelhohlmutter	knurled nut	ecrou moletée		00095802	(M5x25 GN421)
3	Hutmutter	cap nut	ecrou à chapeau		0092148.5	(M6 DIN986)
4	Rändelhohlmutter	knurled nut	ecrou moletée		00095877	(M6 GN420)
5	Lasche	holder	support		10.3744.03	
6	Griff	handle	levier		0100273	(40 B6-S GN5338)
7	Stelling	collar	bague		0088344.5	(A20 DIN705)
8	Halter	holder	support		06.3743.01	
9	Distanz	distance	distance		10.3744.01	
10	Zylinderschraube	cylinder screw	vis cylindrique		0088633.5	(5x8 DIN912)
11	Lasche	holder	support		10.3744.20	
12	Stange	bar	barre	T700	17.3721.03	
				T800.1	10.3721.02	
13	Zylinderschraube	cylinder screw	vis cylindrique		0088734.5	(M5x45 DIN912)
14	Blasrohr	blower tube	tube de souffleur	T700	10.3726.00	
				T800.1	17.3726.004	
15	Leitblech	guide plate	tôle de guidage	T700	10.3763.03	
				T800.1	17.3763.013	
16	Riemenscheibe	pulley	poulie		10.2232.00	
17	Leitblech	guide plate	tôle de guidage	T700	10.3763.04	
				T800.1	17.3763.014	
18	Feder	spring	ressort		1.0.2386.011	
19	Halter	holder	support		06.3743.02	
20	Welle	shaft	arbre		10.3221.03	
21	Kettenrad	sprocket	pignon de chaine		08.3235.00	
22	Kugellager	ball bearing	roulement		00109728	(6004-2Z DIN 625)
23	Zylinderschraube	cylinder screw	vis cylindrique		0088799.5	(M6x16 DIN912)
24	Stange	bar	barre		10.3221.15	
25	Feder	spring	ressort		00102906	(D-252 A-06)
26	Stiftschraube	screw	vis		17.3729.00	
27	Lagerbock	bearing block	palier		15.3744.50	
28	Bolzen	bolt	axe	T700	10.3725.03	
				T800.1	17.3725.002	
29	Stelling	collar	bague		0088245.5	(A15 DIN 705)
30	Traverse	bar	barre		17.3164.08	


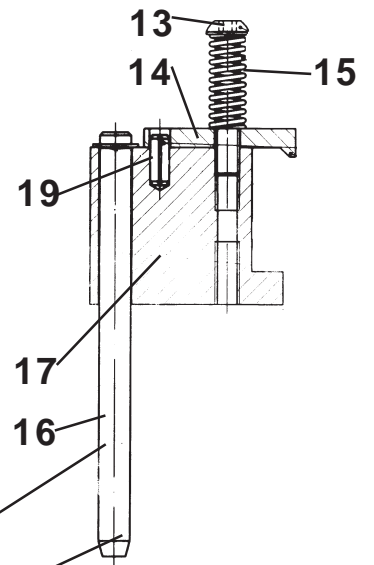

Pos. 14 + 18
Blasrohr Kpl.

pos. 14 + 18
blower tube cpl.

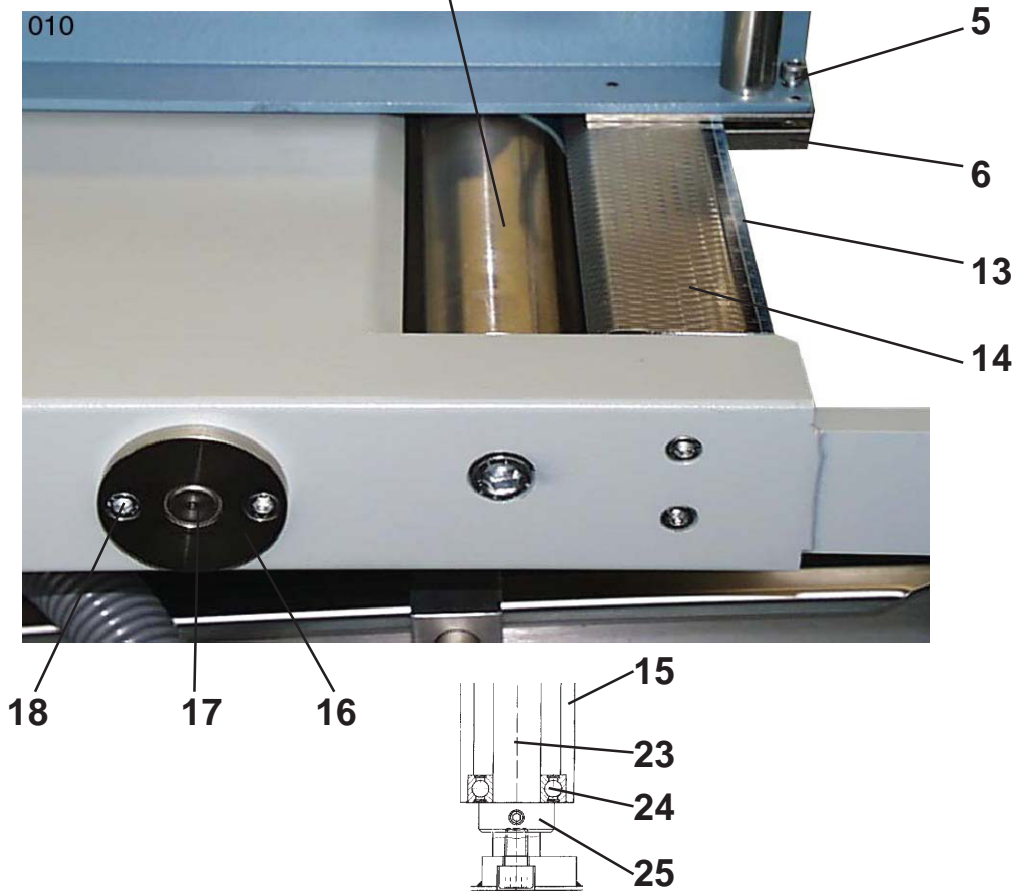
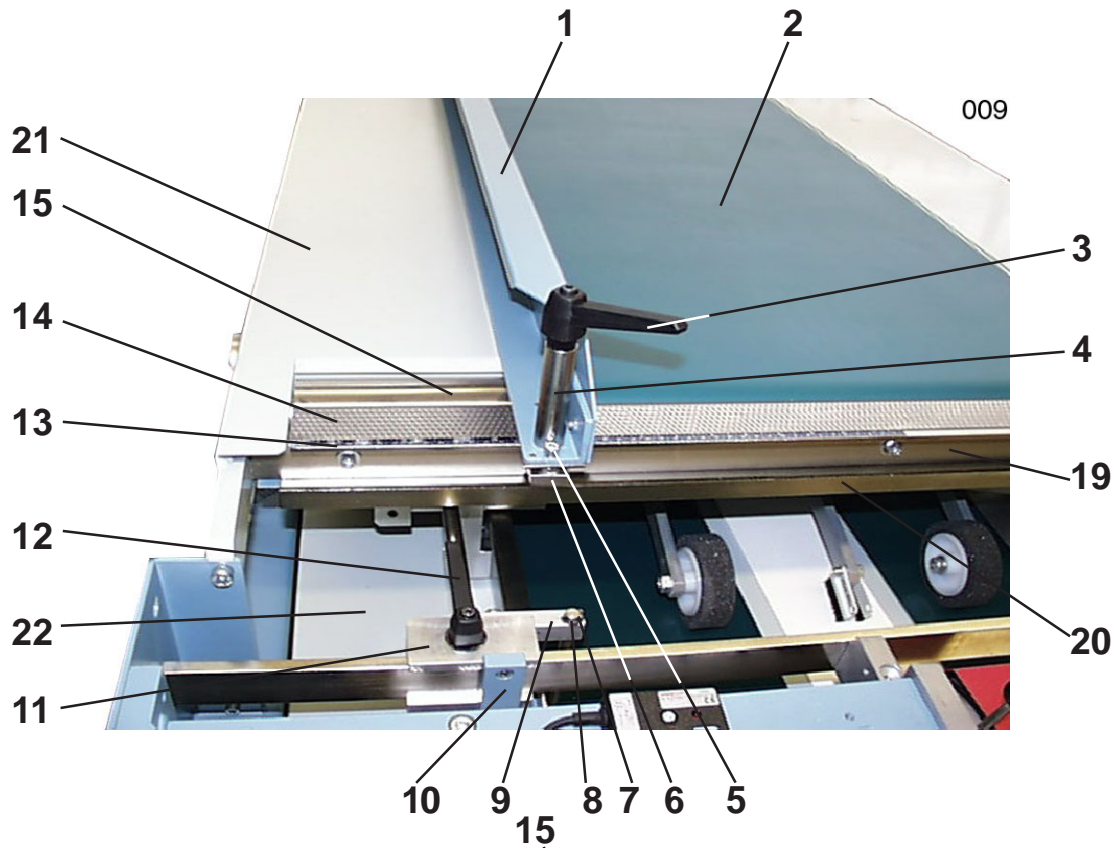
pos. 14 + 18
tube de souffleur cpl. T700 10.3700.00
T800.1 17.3700.022



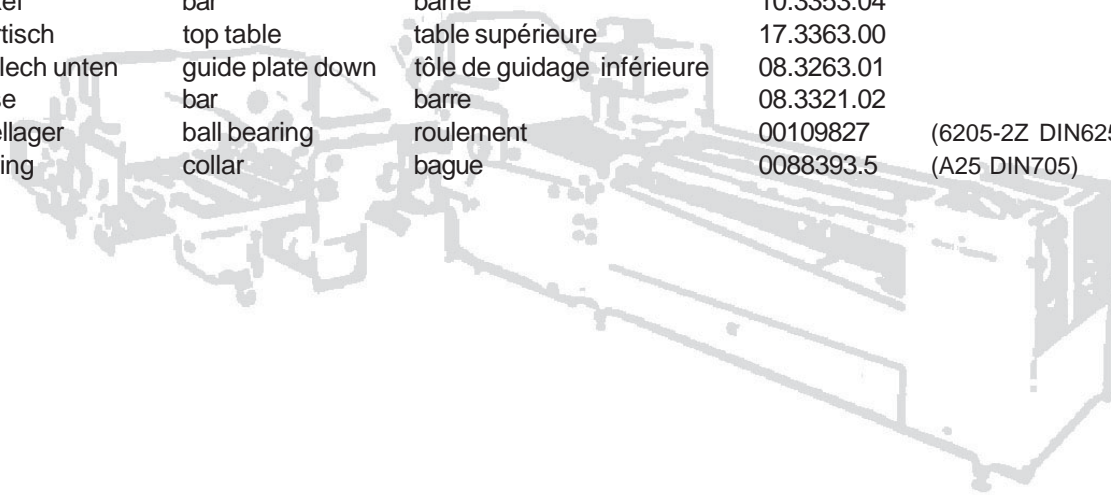
1	Stange	bar	barre	T700	17.3721.03	
				T800.1	10.3721.02	
2	Schlauchklemme	hose clamp	collier		00105064	(SGL 20-32/9 SKZ)
3	Bandwalze	tape roller	rouleau		10.3224.06	
4	Welle	shaft	arbre		10.3221.03	
5	Schlauch	hose	tuyau		00105028	(EVK42-2055mm)
6	Schlauch	hose	tuyau		00105026	(EVK16-3350mm)
7	Schlauch	hose	tuyau		00105026	(EVK16-2700mm)
8	Schlauchklemme	hose clamp	collier		00105064	(SGL 20-32/9 SKZ)
9	Winkel	bar	barre		00084502	(3/4" 2xAG Nr. 3)
10	Schlauch	hose	tuyau		00105026	(EVK16-1250mm)
11	Schlauchanschluss	hose connecting	tuyau fixe		00084939	(1/2" x 3/4" Nr. 5114)
12	Bogen	deflector	deviation		0085096	(1/2" I/I)
13	Winkel	bar	barre		0084501	(1/2" A/A G8)
14	Verteilergehäuse	housing	abri		17.3744.00	
15	Winkel	bar	barre		0085234	(R11/2 Nr. 92)
16	Schlauchklemme	hose clamp	collier		0105075	(050-70/13 C7 W2)
17	Verschluss	cover	couvercle		00101824	(GPR 710 R1/2")
18	Schlauch	hose	tuyau		00105026	(EVK16-300mm)
19	Zylinderschraube	cylinder screw	vis cylindrique		0089284.5	(M12x30 DIN 912)
20	Zylinderschraube	cylinder screw	vis cylindrique		0089011.5	(M8x30 DIN912)
21	Anschlag	sheet stop	butée		17.3562.00	
22	Linsenschraube	screw	vis		0095976.5	(M6x10 DIN 7380)
23	Blasrohr	blower tube	tube de souffleur	T700	10.3726.00	
				T800.1	17.3726.004	
24	Feder	spring	ressort		1.0.2386.011	
25	Zylinderschraube	cylinder screw	vis cylindrique		0085761.5	(M4x6 DIN 84)
26	Taster	lever	levier		10.3562.01	
27	Halter	holder	support		10.3562.02	
28	Zylinderschraube	cylinder screw	vis cylindrique		0088658.5	(M5x12 DIN 912)
29	Zylinderstift	pin	axe		00093955	(8M6x12 DIN 6325)
30	Spannstift	pin	axe		00093104	(2x20 DIN 1481)
31	Excenter	excenter	excentrique		10.3525.20	
32	Lagerstueck	bearing part	palier		17.3544.00	
33	Mutter	nut	ecrou		0090837.5	(M4 DIN 934)
34	Zylinderschraube	cylinder screw	vis cylindrique		0085886.5	(M4x30 DIN 84)
35	Feder	spring	ressort		00102582	(Z-024 AJI)
36	Stange	bar	barre		10.3521.01	

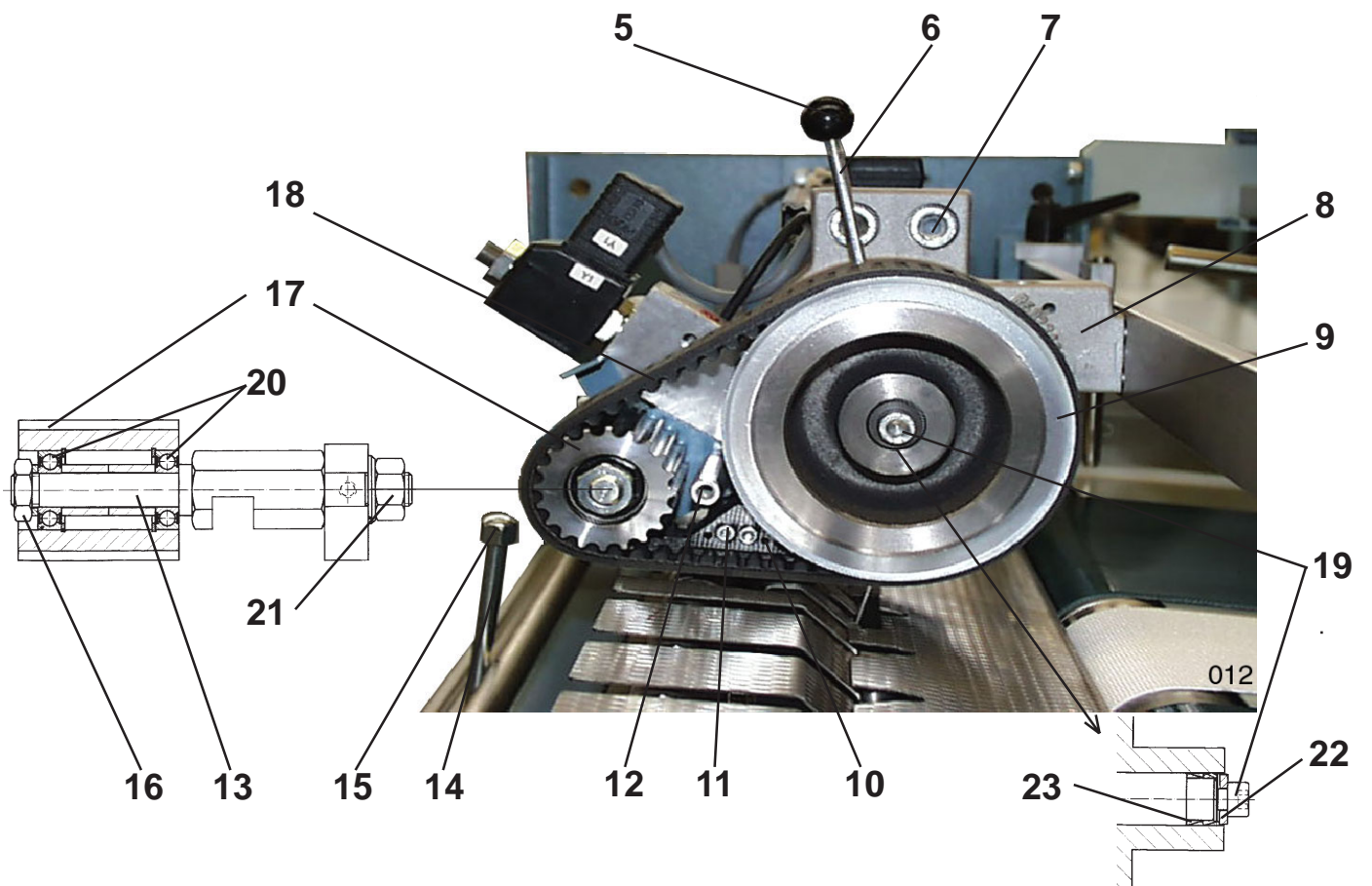



1	Band Endlos	flat belt	courroie	0106994	(Type EM 8/2 210x4680)
2	Transportband	transport belt	courroie de transport	00106981	(100x6700)
3	Leiste	bar	barre	17.3241.00	
4	Stellblech	adjustment plate	tôle de réglage	T700 10.3763.05 T800.1 17.3763.012	
5	Leitblech	guide plate	tôle de guidage	T700 10.3763.03 T800.1 17.3763.013	
6	Leitblech	guide plate	tôle de guidage	T700 10.3763.04 T800.1 17.3763.014	
7	Stange	bar	barre	10.3721.03	
8	Klemmhebel	handle	levier de serrage	00100646	(M8x20x63 GN500)
9	Halter	holder	suport	17.3744.03	
10	Platte	plate	tôle	17.3744.04	
11	Bandwalze	tape	tube de cordon	T700 10.3224.05 T800.1 10.3224.00	
12	Linsenschraube	screw	vis	0095984.5	(M6x12 ULS)
13	Linsenkopfschraube	screw	vis		(M8x20x63 GN500)
14	Klemmstück	clamping piece	pièce de blocage	35.2444.01	
15	Feder	spring	ressort	0102895	(D 234 - A)
16	Stift	pin	axe	10.3425.09	
17	Stellstück	adjustment piece	pièce de réglage	4.0.3644.060	
18	Spannstift	pin	goupille	0094974	(6x16 DIN1481)
19	Niederhalter	smoother bar	abat feuille	17.3485.01	
20	Halter	holder	support	17.3485.00	
21	Halter	holder	support	15.3444.51	
22	Rändelschraube	knurled screw	vis moletée	0087858.5	(M5x16 DIN653)
23	Leitschiene	side guide	guide lateral	08.3653.00	
24	Rändelschraube	knurled screw	vis moletée	0087890.5	(M6x16 DIN653)
25	Achse	bar	barre	10.3221.12	
	Pos. 13-18 Seitenanschlag Kpl.	pos. 13-18 side stop cpl.	pos. 13-18 butée lateral cpl.	1.0.3400.310	
	Pos. 19-22 Niederhalter Kpl.	pos. 19-22 smoother cpl.	pos. 19-22 guide feuille cpl.	17.3400.01	





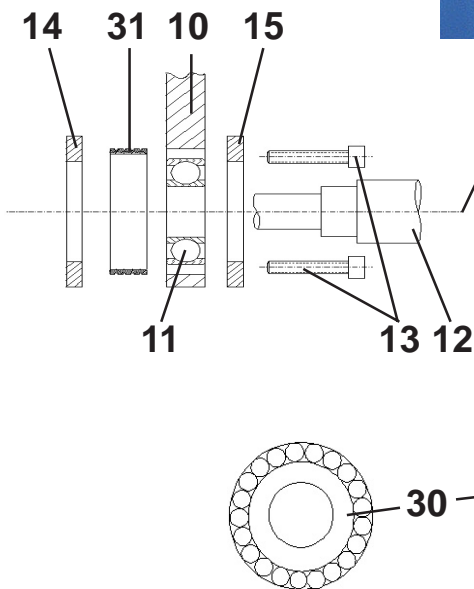


1	Anschlag	sheet stop	butée	17.3461.00	
2	Band	flat belt	courroie	0107059	(550x4380)
3	Klemmhebel	handle	levier de serrage	00100646	(M10x80 GN500)
4	Spannschraube	clamp screw	vis à blocage	10.3425.10	
5	Zylinderschraube	cylinder screw	vis cylindrique	0088849.5	(M6x30 DIN912)
6	Pratze	clamp piece	pièce de blocage	10.3444.10	
7	Stift	pin	axe	10.3425.09	
8	Sicherungsscheibe	circlips	frein	0094201.5	(8 DIN6799)
9	Lasche	holder	support	17.3444.01	
10	Halter	holder	support	08.3464.00	
11	Schieber	adjustment part	pièce de réglage	1.0.2444.320	
12	Klemmhebel	handle	levier de serrage	00100646	(M8x20 GN500)
13	Maßstab	scale	echelle graduée	5.0.5673.010	
14	Leitblech	guide plate	tôle de guidage	08.3361.04	
15	Bandwalze	tape roller	tube de cordon	10.3324.03	
16	Flansch	flange	bride	10.3327.10	
17	Welle	shaft	arbre	10.3421.02	
18	Zylinderschraube	cylinder screw	vis cylindrique	0088781.5	(M6x10 DIN912)
19	Leiste	bar	barre	10.3341.04	
20	Winkel	bar	barre	10.3353.04	
21	Obertisch	top table	table supérieure	17.3363.00	
22	Leitblech unten	guide plate down	tôle de guidage inférieure	08.3263.01	
23	Achse	bar	barre	08.3321.02	
24	Kugellager	ball bearing	roulement	00109827	(6205-2Z DIN625)
25	Stellring	collar	bague	0088393.5	(A25 DIN705)



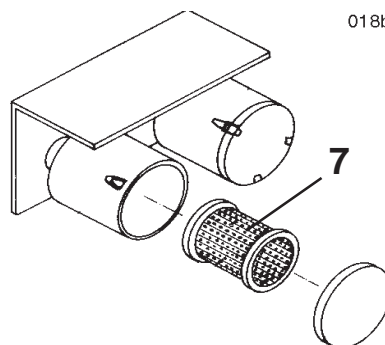




1	Schutzhaube	guard	protection	T700	17.3261.04	
				T800.1	17.3261.012	
2	Schlauch	hose	tuyau		00105024	(EVK16=2350 mm)
3	Schutz	guard	protection		17.2261.011	
4	Schutzblech	guard	protection		17.4161.04	
5	Kugelknopf	ballknopf	bouton		00086512	(KU-20-M6-C DIN319)
6	Stiftschraube	screw	vis		0091409.5	(M6x70 DIN939)
7	Zylinderschraube	cylinder screw	vis cylindrique		0094896.5	(M12x30 DIN 6912)
8	Lagerplatte	holder	support		17.2211.04	
9	Saugrad	suction wheel	tambour d'aspiration		17.2211.05	
10	Leiste	guide	guidage		17.2245.01	
11	Zylinderschraube	cylinder screw	vis cylindrique		0088625.5	(M4x25 DIN912)
12	Stehbolzen	distance	distance		17.2225.07	
13	Bolzen	bolt	axe		17.2225.08	
14	Stiftschraube	screw	vis		0091490.5	(M8x90 DIN939)
15	Hutmutter	cap nut	ecrou à chapeau		0090084.5	(M8 DIN917)
16	Mutter	nut	ecrou moletée		0086959.5	(M12 DIN439)
17	Zahnscheibe	toothed pulley	poulie dentée		17.2236.02	
18	Zahnriemen	toothed belt	courroie dentée		17.2202.00	
19	Zylinderschraube	cylinder screw	vis cylindrique		0088997.5	(M8x20 DIN912)
20	Kugellager	ball bearing	roulement		00109637	(6001-2RS DIN625)
21	Mutter	nut	ecrou		0090910.5	(M12 DIN 934)
22	Scheibe	disc	disque		1.0.2228.010	
23	Spannelement(2x)	clamp piece(2x)	pièce de blocage(2x)		00101600	(RT-BN 8006 16X20)

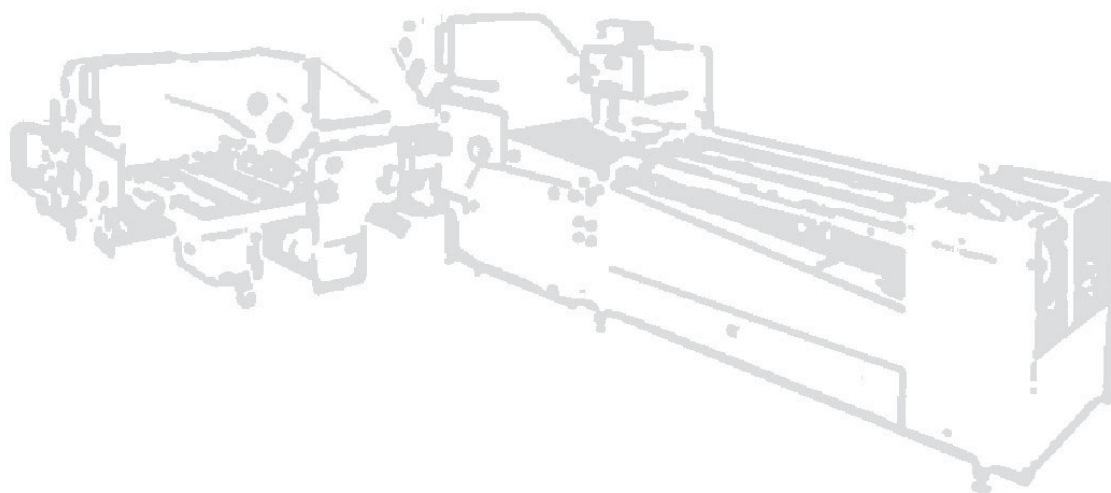





1	Zylinderschraube	cylinder screw	vis cylindrique	0089003.5	(M8X25 DIN 912)
2	Träger	bar	barre	17.3264.04	
3	Lagerplatte	holder	support	17.2211.04	
4	Ventilplatte	housing	abri	5.0.2215.022	
5	Saugrad	suction wheel	tambour d'aspiration	17.2211.05	
6	Zahnriemen	toothed belt	courroie dentée	17.2202.00	
7	Schlauch	hose	tuyau	00105024	(EVK16=2350 mm)
8	Schutzhülse	guard	protection	T700 17.3226.07 T800.1 17.3226.010	
9	Riemenscheibe	pulley	poulie	10.2232.00	
10	Lagerplatte	holder	support	17.3244.05	
11	Kugellager	ball bearing	roulement	00109728	(6004-2Z DIN625)
12	Welle	shaft	arbre	T700 17.3221.23 T800.1 17.3221.026	
13	Zylinderschraube	cylinder screw	vis cylindrique	0088708.5	(M5x25 DIN912)
14	Lagerdeckel	cover	couvercle	17.3244.07	
15	Lagerdeckel	cover	couvercle	17.3244.06	
16	Zylinderschraube	cylinder screw	vis cylindrique	0089096.5	(M8x65 DIN912)
17	Scheibe	washer	rondelle	0095679.5	(B8,4 DIN9021)
18	Feder	spring	ressort	00103028	(D285 DIN2098)
19	Einschraubstützen	tube part	coudes	1.0.2225.020	
20	Halter	holder	support	17.2262.08	
21	Zylinderschraube	cylinder screw	vis cylindrique	0088781.5	(M6x10 ULS)
22	Kugellager	ball bearing	roulement	00109637	(6001-2RS DIN625)
23	Bolzen	bolt	axe	17.2225.08	
24	Zylinderschraube	cylinder screw	vis cylindrique	0088856.5	(M6x30 DIN912)
25	Scheibe	washer	rondelle	0086215.5	(13 DIN125)
26	Mutter	nut	ecrou	0090910.5	(M12 DIN934)
27	Platte	plate	tôle	17.2244.14	
28	Zylinderschraube	cylinder screw	vis cylindrique	0088625.5	(M4x25 DIN912)
29	Zylinderschraube	cylinder screw	vis cylindrique	0089037.5	(M8x35 DIN912)
30	Kugellager	ball bearing	roulement	00109728	(6004-2Z DIN625)
31	Eladurring	rubber ring	bague de caoutchouc	17.3245.01	
32	Schutz	guard	protection	17.2261.03	
33	Flansch	flange	bride	17.2227.05	

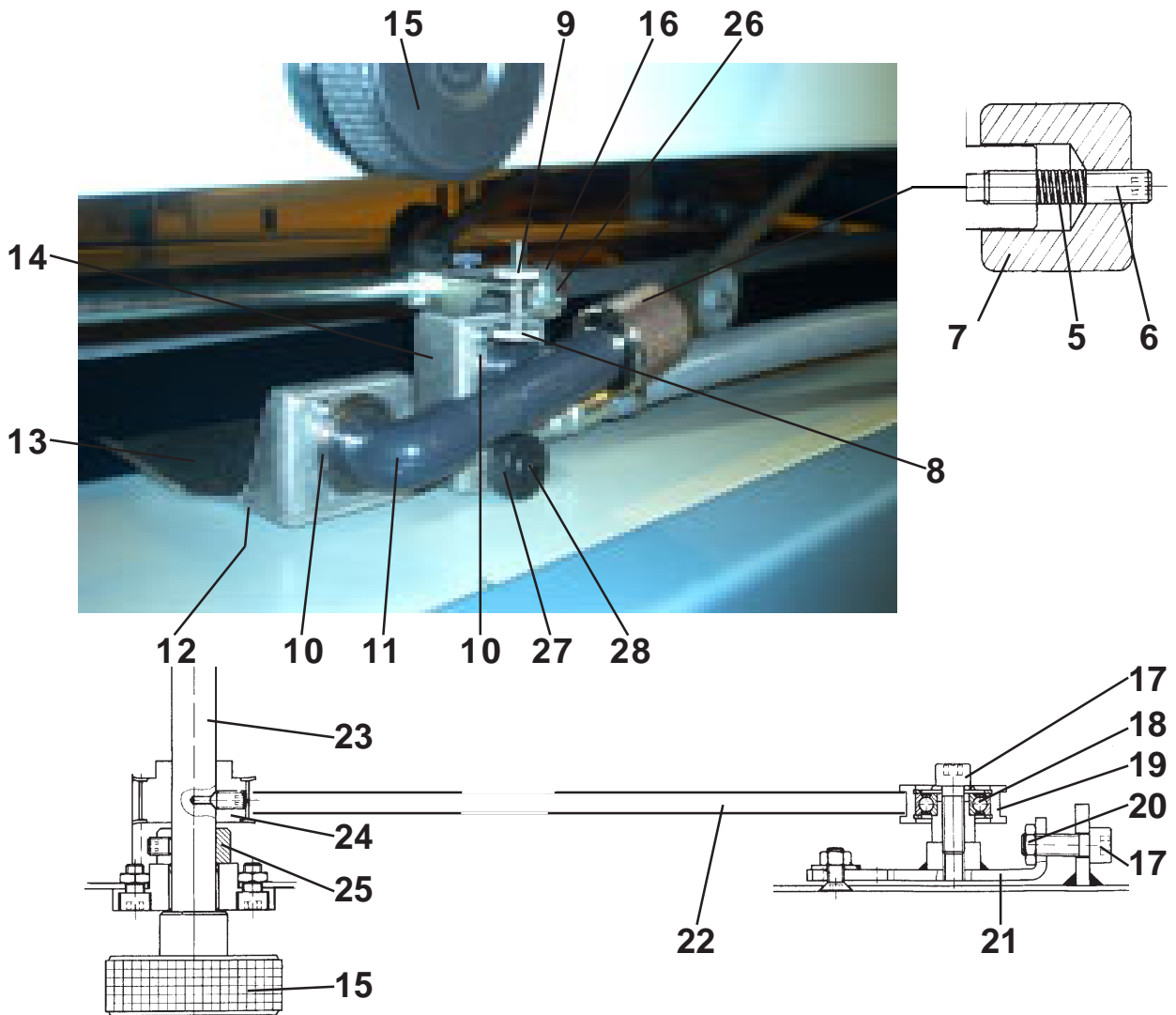


1	Deckel	cover	couvercle	17.3164.031	
2	Griff	handle	levier	0100273	(B6-S-YO GN 5338)
3	Griff	handle	levier	0100273	(B6-S-YO GN 5338)
4	Linsenschraube	screw	vis	0096032.5	(M8x16 DIN 7380)
5	Schneidschraube	screw	vis	00095174	(AM 4x8 DIN 7516)
6	Filtereinheit Kpl.	filter kit cpl.	kit de filtre cpl.	0099990	(F110)
7	Filter	filter	filtre	0100013	
8	Schlauch	hose	tuyau	00105024	(EVK16=850 mm)
9	Einschraubstützen	tube part	coudes	00084632	(Ges 8-R1/2Z)
10	Schlauch	hose	tuyau	00104968	(8x2 -1760 mm)


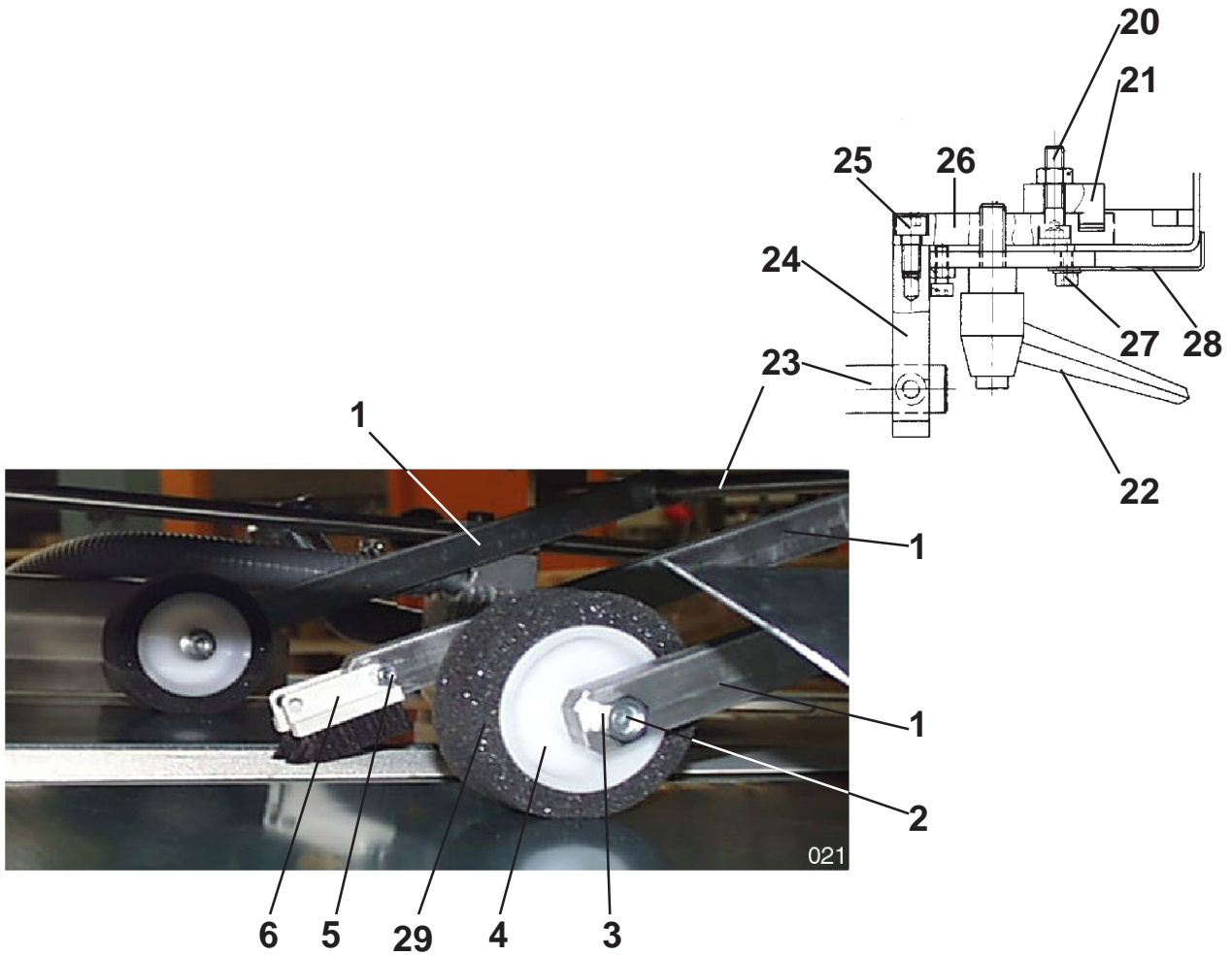




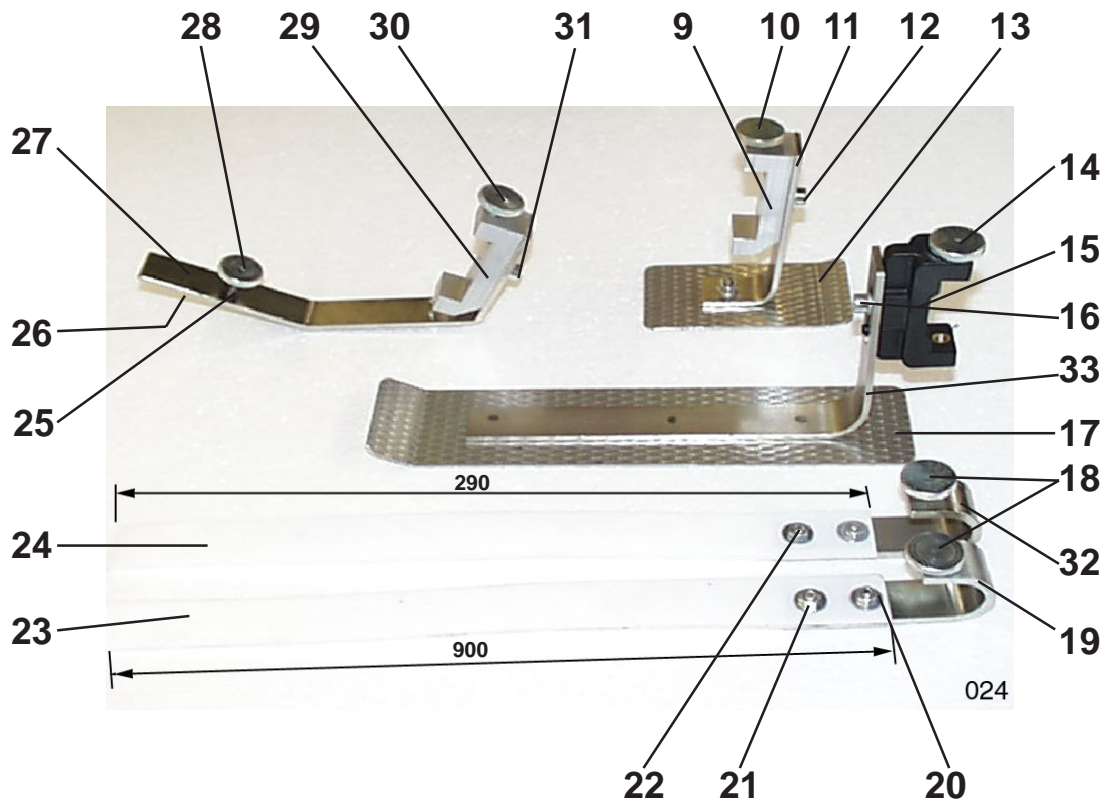
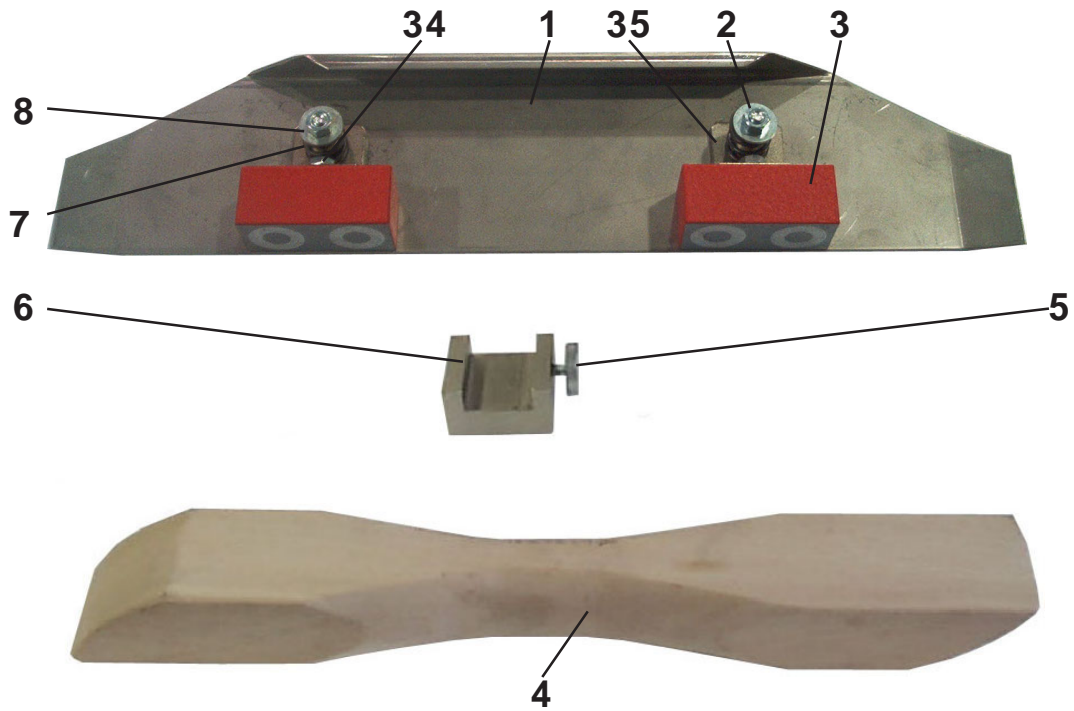
020



1	Bandwalze	tape roller	tube de cordon	10.3224.40	
2	Achse	bar	barre	10.3221.05	
3	Lasche	holder	support	17.3244.04	
4	Schutzblech	guard	protection	17.3261.09	
5	Feder	spring	ressort	00102798	(D180)
6	Gewindestift	screw	vis moletée	0089771.5	(M10x50 DIN913)
7	Gewicht	weight	poids	10.3629.20	
8	Rändelschraube	knurled screw	vis moletée	0087928.5	(M6x40 DIN653)
9	Rändelmutter	knurled nut	ecrou moletée	0087148.5	(M6 DIN467)
10	Kugellager	ball bearing	roulement	00109736	(6005-2Z-C3)
11	Blasrohr	blower tube	tube de souffleur	5.0.3600.270	
12	Blech	plate	tôle	5.0.3662.020	
13	Leitblech	guide plate	tôle de guidage	5.0.3661.020	
14	Halter	holder	support	17.3715.00	
15	Kordelgriff	knurled grip	ecrou moletée	00100265	(M12x60 GN534)
16	Rändelmutter	knurled nut	ecrou moletée	0087155.5	(M8 DIN 467)
17	Zylinderschraube	cylinder screw	vis cylindrique	0089003.5	(M8x25 DIN912)
18	Kugellager	ball bearing	roulement	00109645	(6001-2Z DIN625)
19	Rolle	roller	roulette	08.3432.00	
20	Mutter	nut	ecrou	0086876.5	(BM8 DIN 439)
21	Halter	holder	support	08.3464.02	
22	Zahnriemen	toothed belt	courroie dentée	00102251	(8T5x2350 mm)
23	Welle	shaft	arbre	10.3421.02	
24	Zahnscheibe	toothed pulley	poulie dentée	08.3436.00	
25	Stellring	collar	bague	0088245.5	(A15 DIN705)
26	6-kanntschraube	screw	vis	0090559.5	(M8x60 DIN 933)
27	Rolle	roller	roulette	17.3726.01	
28	Passschraube	screw	vis	0096166	(M6x8 H 8x16 UPS)
Pos. 5-14+16+26-28					
	Pendelblaeser	blower	souffleur	17.3700.14	

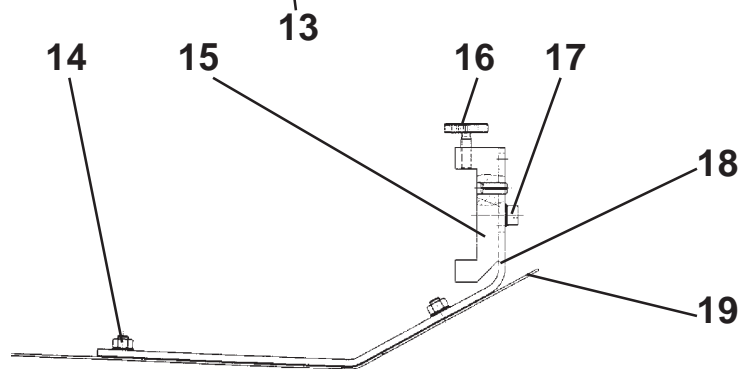




1	Hebel	lever	levier	10.3444.01	
2	Zylinderschraube	cylinder screw	vis cylindrique	0094847.5	(M10x55 DIN6912)
3	Mutter	nut	ecrou	0090894.5	(M10 DIN934)
4	Rolle	roller	roulette	01.3232.20	
5	Zylinderschraube	cylinder screw	vis cylindrique	0094668.5	(M5x20 DIN912)
6	Bürste	brush	brosse	17.3244.02	
7	Halter	holder	support	08.3464.00	
8	Stange	bar	barre	10.3721.03	
9	Lasche	holder	support	17.3744.02	
10	Kordelgriff	knurled grip	ecrou moletée	00100272	(M10x50 SW GN534)
11	Schieber	adjustment part	pièce de réglage	1.0.2444.320	
12	Lasche	holder	support	10.3444.00	
13	Schlauch	hose	tuyau	00105026	(EVK16=3350 mm)
14	Richtlineal	side guide	guidage lateral	10.3463.00	
15	Senkschraube	screw	vis	0095463.5	(M6x35 DIN7991)
16	Mutter	nut	ecrou	0090852.5	(M6 DIN9349)
17	Rolle	roller	roulette	00109504	(600.10)
18	Bolzen	bolt	axe	17.3426.00	
19	Halter	holder	support	17.3444.03	
20	Zylinderschraube	cylinder screw	vis cylindrique	0094748.5	(M6x25 DIN 6912)
21	Beilage	clamp piece	pièce de blocage	2.0.5644.051	
22	Klemmhebel	handle	levier de serrage	00100646	(M8x20 GN500)
23	Achse	bar	barre	10.3421.03	
24	Halter	holder	support	17.3444.02	
25	Zylinderschraube	cylinder screw	vis cylindrique	0088799.5	(M6x12 DIN912)
26	Halter	holder	support	10.3444.05	
27	Zylinderschraube	cylinder screw	vis cylindrique	0088591.5	(M4x12 DIN912)
28	Zeiger	indicator	indicateur	10.3462.01	
29	Ring	ring	gague	01.3239.20	
	Pos. 4 + 29	pos. 4 + 29	pos. 4 + 29		
	Rolle Kpl.	roller cpl.	roulette	01.3200.60	
	Pos. 7+12+14-17	pos. 7+12+14-17	pos. 7+12+14-17		
	Richtlineal Kpl.	side guide cpl.	guidage lateral cpl.	10.3400.02	



1	Seitenführung	side guide	guidage lateral	10.3461.00	
2	Senkschraube	screw	vis	0092031.5	(M6x30 DIN7991)
3	Satzschließmagnet	magnet	magnet	0100872	
4	Ausstreichholz	fan out block	spatule	1.0.3318.010	
5	Rändelschraube	knurled screw	vis moletée	0087858.5	(M5x16 DIN653)
6	Gewicht	weight	poids	10.3744.10	
7	Druckfeder	spring	ressort	20 480 150	
8	Scheibe	washer	rondelle	0095661.5	(6,4 DIN9021)
9	Halter	holder	support	15.3444.51	
10	Rändelschraube	knurled screw	vis moletée	0087858.5	(M5x16 DIN653)
11	Halter	holder	support	17.3485.02	
12	Zylinderschraube	cylinder screw	vis cylindrique	0088658.5	(M5x12 DIN912)
13	Niederhalter	smoother	guide feuille	17.3485.03	
14	Rändelschraube	knurled screw	vis moletée	0087858.5	(M5x16 DIN653)
15	Haltebügel	holder	support	2.0.2414.010	
16	Zylinderschraube	cylinder screw	vis cylindrique	0088658.5	(M5x12 DIN912)
17	Leitzunge	smoother	abat feuille	35.2462.01	
18	Rändelschraube	knurled screw	vis moletée	0087825.5	(M5x10 DIN653)
19	Halter	holder	support	2.0.3364.040	
20	Scheibe	washer	rondelle	0095646.5	(B4,3 DIN9021)
21	Mutter	nut	ecrou	0090837.5	(M4 DIN934)
22	Senkschraube	screw	vis	0095257.5	(M4x10 DIN7991)
23	Band	flat belt	courroie	08.3202.01	
24	Band	flat belt	courroie	17.3202.00	
25	Feder	spring	ressort	00102772	(D165C)
26	Niederhalter	smoother	guide feuille	15.3485.52	
27	Halter	holder	support	15.3485.51	
28	Rändelschraube	knurled screw	vis moletée	0087858.5	(M5x16 DIN653)
29	Halter	holder	support	15.3444.51	
30	Rändelschraube	knurled screw	vis moletée	0087858.5	(M5x16 DIN653)
31	Zylinderschraube	cylinder screw	vis cylindrique	0088658.5	(M5x12 DIN912)
32	Halter	holder	support	16.3244.05	
33	Halter	holder	support	35.2444.05	
34	Sechskantschraube	screw	vis	0090332.5	(M6x12 DIN 933)
35	Halter	holder	support	17.3444.05	

Pos. 1-3+7+8+34+35	pos. 1-3+7+8+34+35	pos. 1-3+7+8+34+35	17.3400.13
Seitenführung links	left side guide	guidage lateral gauche	
Pos. 9-13	pos. 9-13	pos. 9-13	17.3400.02
Niederhalter Kpl.	smoother cpl.	guide feuille cpl.	
Pos. 14-17+33	pos. 14-17+33	pos. 14-17+33	5.0.2400.230
Niederhalter Kpl.	smoother cpl.	guide feuille cpl.	
Pos. 18-23	pos. 18-23	pos. 18-23	10.3200.10
Niederhalter Kpl.	smoother cpl.	guide feuille cpl.	
Pos. 18+20-22+24+32	pos. 18+20-22+24+32	pos. 18+20-22+24+32	16.3200.09
Niederhalter Kpl.	smoother cpl.	guide feuille cpl.	
Pos. 25-31	pos. 25-31	pos. 25-31	15.3400.52
Niederhalter Kpl.	smoother cpl.	guide feuille cpl.	
Pos. 17-33	pos. 17-33	pos. 17-33	5.0.2400.250
Niederhalter Kpl.	smoother cpl.	guide feuille cpl.	

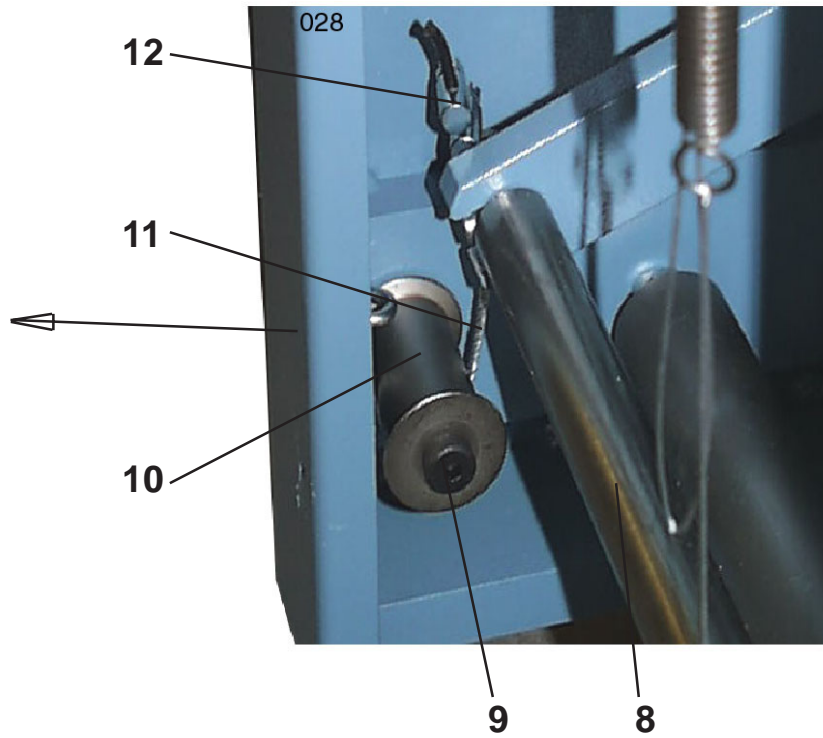
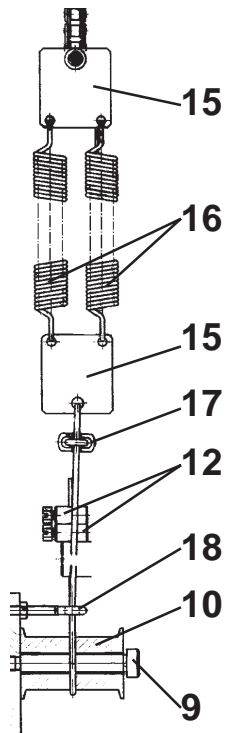
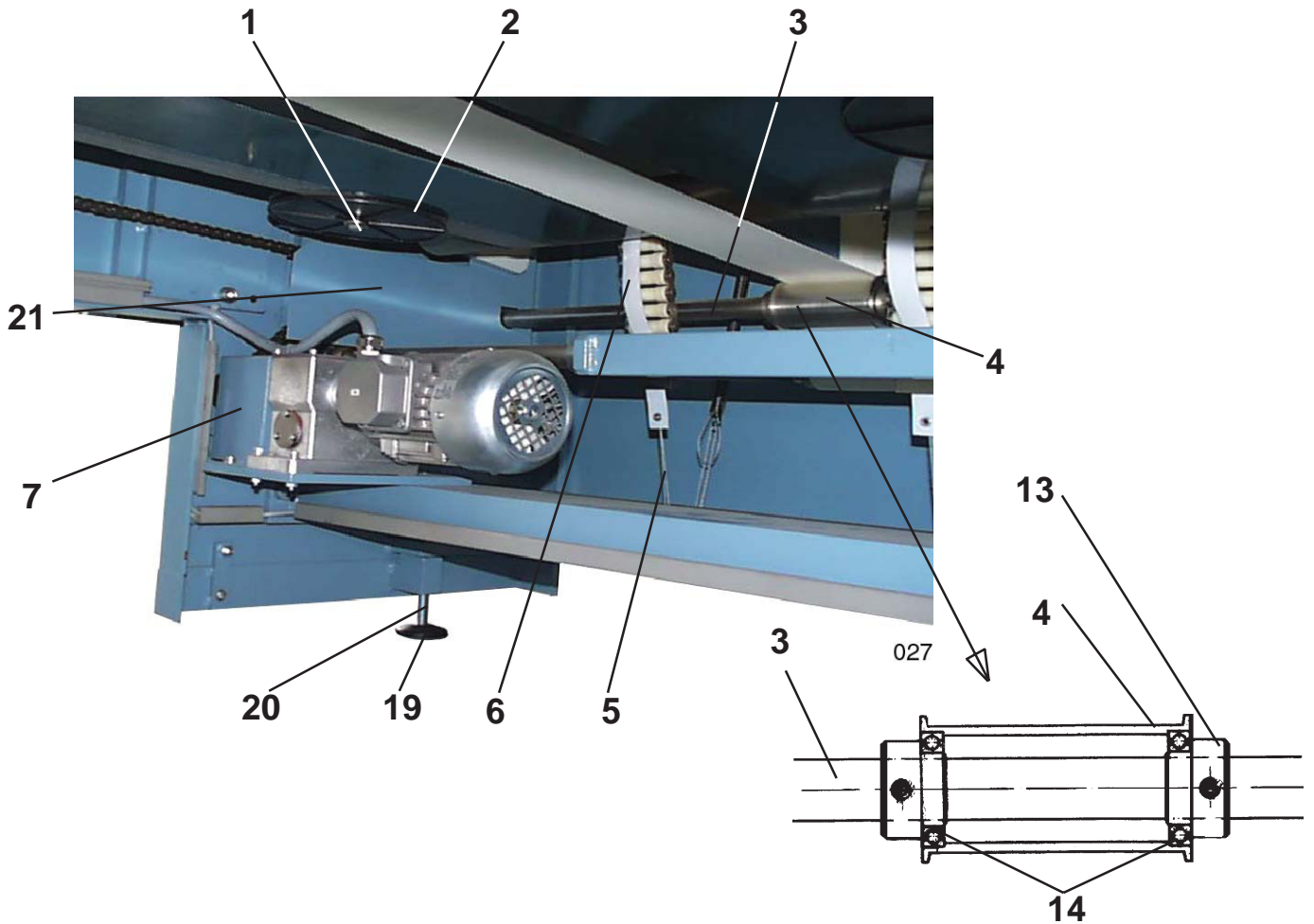


1	Hebel	lever	levier	10.3444.01	
2	Zylinderschraube	cylinder screw	vis cylindrique	0094847.5	(M10x55 DIN6912)
3	Rolle	roller	roulette	01.3200.60	
4	Bürste	brush	brosse	17.3244.02	
5	Mutter	nut	ecrou	0090845.5	(M5 DIN934)
6	Zylinderschraube	cylinder screw	vis cylindrique	0088641.5	(M5x10 DIN912)
7	Halter	holder	support	10.3644.01	
8	Rändelschraube	knurled screw	vis moletée	0087890.5	(M6x16 DIN653)
9	Leitschiene	side guide	guide lateral	08.3653.00	
10	Rändelschraube	knurled screw	vis moletée	0087858.5	(M5x16 DIN653)
11	Zylinderschraube	cylinder screw	vis cylindrique	0088658.5	(M5x12 DIN912)
12	Haltebügel	holder	support	2.0.2414.010	
13	Niederhalter	smoother	guide feuille	15.3485.55	
14	Mutter	nut	ecrou	0090845.5	(M5 DIN 934)
15	Halter	holder	support	15.3444.51	
16	Rändelschraube	knurled screw	vis moletée	0087858.5	(M5x16 DIN653)
17	Zylinderschraube	cylinder screw	vis cylindrique	0088658.5	(M5x12 DIN912)
18	Halter	holder	support	17.3485.00	
19	Niederhalter	smoother	guide feuille	17.3485.01	

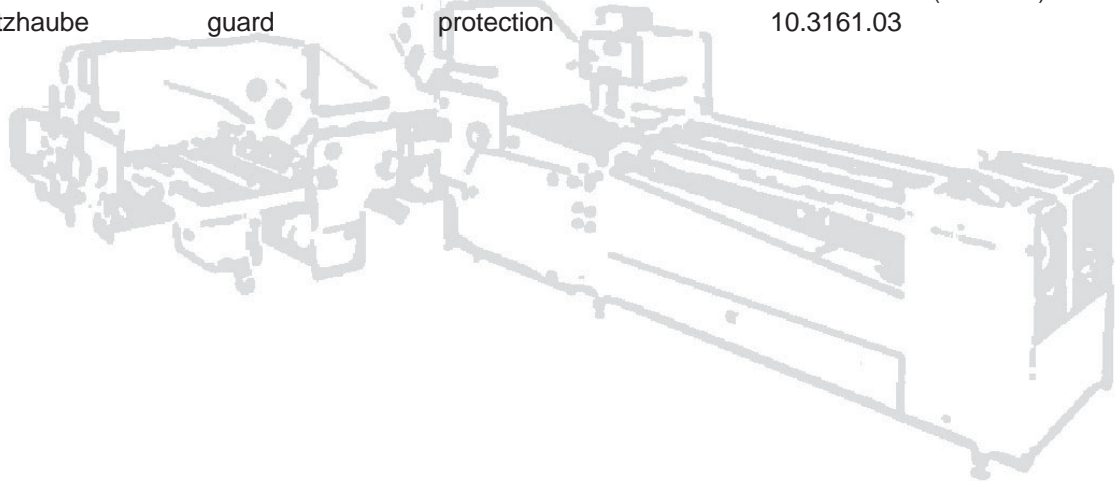
Pos. 6-9	pos. 6-9	pos. 6-9	
Leitschiene Kpl.	side guide cpl.	guide lateral cpl.	15.3600.51

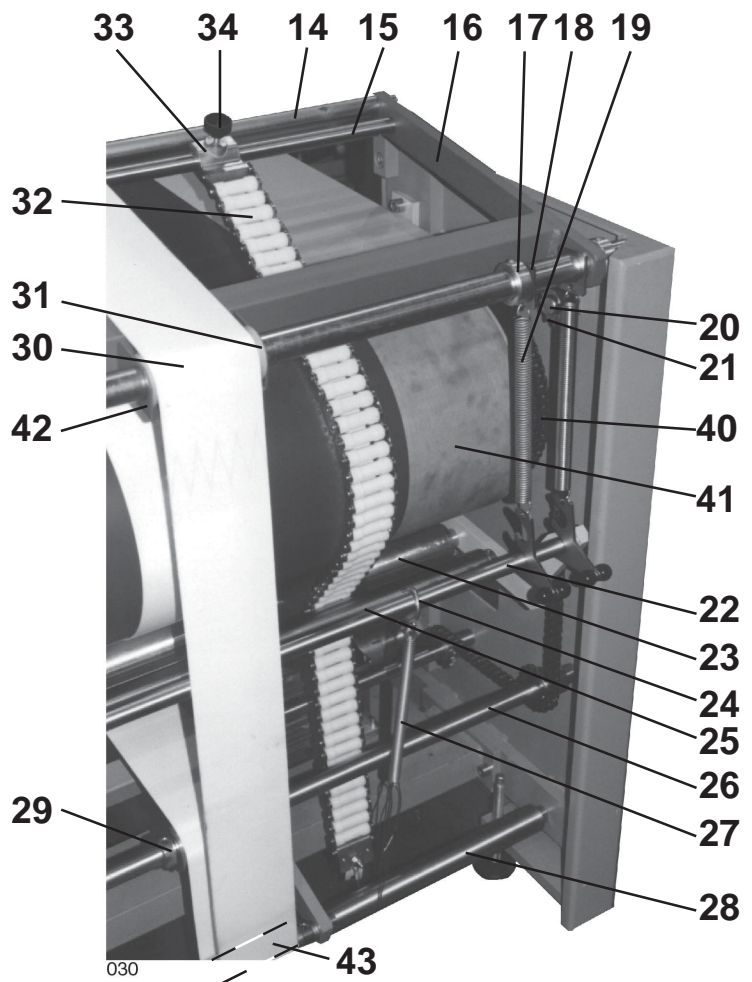
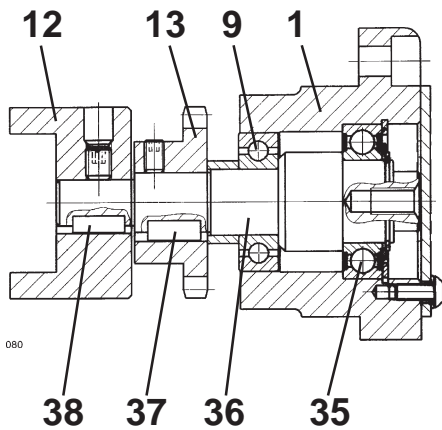

Pos. 10-13	pos. 10-13	pos. 10-13	
Niederhalter Kpl.	smoother cpl.	guide feuille cpl.	10.3400.20

Pos. 14-19	pos. 14-19	pos. 14-19	
Niederhalter Kpl.	smoother cpl.	guide feuille cpl.	17.3400.01

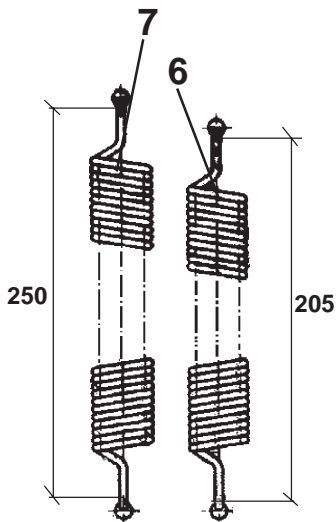

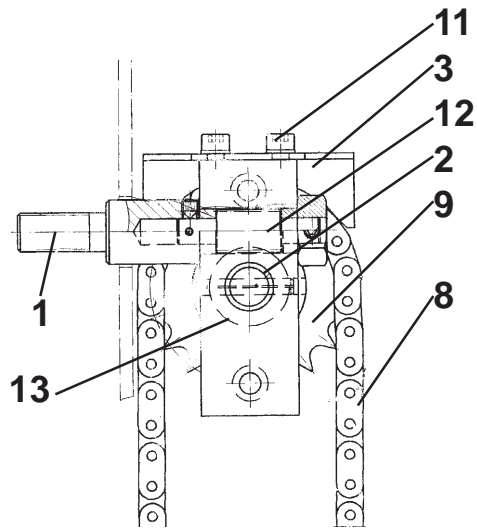


1	Sechskantschraube	hexagon screw	vis à six pans	0090568.5	(M8x80 DIN933)
2	Scheibe	washer	rondelle	08.3214.00	
3	Achse	bar	barre	10.3221.08	
4	Bandrolle	circlips	poulie	17.3232.01	
5	Drahtseil	wire	cable métallique	08.3200.16	
6	Band	tape	cordon	08.3202.03	
7	Schutzhaube	guard	protection	10.3161.04	
8	Achse	bar	barre	10.3221.11	
9	Paßschraube	screw	vis	0096285	(M8x10H8x60 UPS)
10	Rolle	roller	roulette	17.3232.00	
11	Drahtseil	wire	cable métallique	00099846	(Ø 3 mm)
12	Seilklemme	clamp	pince câble	0124888	(D2 5C E60)
13	Stelling	collar	bague	10.3228.01	
14	Kugellager	ball bearing	roulement	00109966	(61 906-2RZ)
15	Lasche	holder	support	10.3244.25	
16	Zugfeder	spring	ressort	30 480 012	
17	Drahtseilklemme	wire clamp	pince câble	0099879	(3 DIN741)
18	Ringschraube	ring screw	vis	0101428.5	(M5x30)
19	Fussplatte	pad	plaque de nivellement	00100057	(D63-K126)
20	Stellschraube	screw	vis	00101779	(M16x165)
21	Schutzhaube	guard	protection	10.3161.03	





1	Flansch	flange	bride	10.3227.02	
2	Lagerbolzen	bolt	axe	17.3225.00	
3	Lasche	holder	support	10.3264.08	
4	Kettenrad mit Buchse	sprocket with bush	pignon de chaine cpl.	20 260 080	
5	Sechskantschraube	hexagon screw	vis à six pans	0090563.5	(20x26x20 DIN1850)
6	Kette	chain	chaîne	00109010	(M8x70 DIN933)
7	Kettenrad mit Buchse	sprocket with bush	pignon de chaine cpl.	06.3235.01	(1/2"x5/16" 467G.)
8	Stellring	collar	bague	00111351	(20x26x20 DIN1850)
9	Kugellager	ball bearing	roulement	0088393.5	(A25 DIN705)
10	Achse	bar	barre	00109728	(6004-2Z DIN625)
11	Kupplungsstück	coupling piece	pièce d'accouplement	10.3221.08	
12	Kupplungsstück	coupling piece	pièce d'accouplement	5.0.4244.011	
13	Kettenrad	sprocket	pignon de chaine	1.0.2127.330	
14	Achse	bar	barre	08.3235.01	
15	Achse	bar	barre	10.3221.09	
16	Hebel	lever	levier	10.3221.13	
17	Stellring	collar	bague	10.3264.10	
18	Lasche	holder	support	0088427.5	(A30 DIN705)
19	Zugfeder	spring	ressort	10.3244.15	
20	Lagerbolzen	bolt	axe	30 480 012	
21	Kettenrad	sprocket	pignon de chaine	17.3225.00	
22	Achse	bar	barre	20 260 080	
23	Bandwalze	tape roller	rouleau	10.3221.09	
24	Hakenöse	hook	crochet	10.3224.02	
25	Rolle	roller	roulette	10.3260.00	
26	Achse	bar	barre	05.7426.00	
27	Feder	spring	ressort	10.3221.08	
28	Umlenkrolle	roller	roulette	08.3282.00	
29	Stellring	collar	bague	10.3224.03	
30	Transportband	transport belt	courroie de transport	10.3228.01	
31	Bandrolle	tape roller	poulie	00106981	(100x6100)
32	Rolle	roller	roulette	10.3232.03	
33	Halter	holder	support	08.3526.00	
34	Rändelhohlschraube	knurled screw	vis moletée	08.3244.19	
35	Kugellager	ball bearing	roulement	00095851	(M8x20 GN421)
36	Welle	shaft	arbre	00109736	(6005-2Z DIN625)
37	Paßfeder	spring	ressort	10.3221.04	
38	Paßfeder	spring	ressort	00094458	(A6x6x16 DIN6885)
39	Stellring	collar	bague	00094334	(A5x5x16 DIN6885)
40	Kettenrad	chain wheel	pignon	17.3228.00	
41	Trommel Kpl.	tape roller cpl.	tambour cpl.	5.0.3235.050	
42	Schutzblech	guard	protection	10.3200.11	
43	Bandrolle	tape roller	roulette	17.3261.07	
				10.3232.05	
	Pos.1 + 9 + 12-13 + 35-38	Pos.1 + 9 + 12-13 + 35-38	Pos.1 + 9 + 12-13 + 35-38		
	Antriebsflansch	drive flange	bride de commande	17.3200.12	
	Pos. 2-5	Pos. 2-5	Pos. 2-5		
	Spannhebel	lever	levier	17.3200.18	




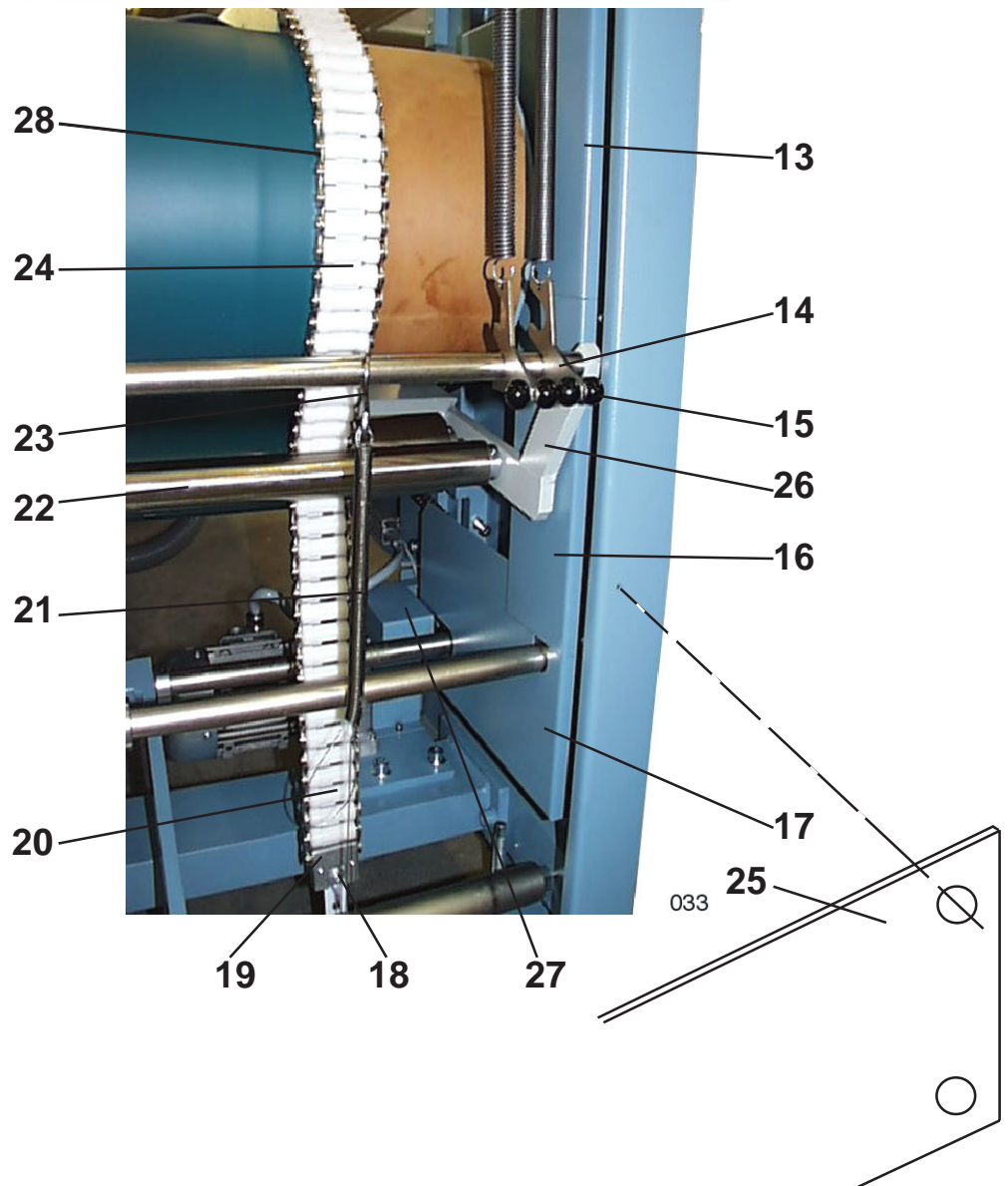

1	Bolzen	bolt	axe	10.3226.01	
2	Bolzen	bolt	axe	10.3226.02	
3	Lasche	holder	support	17.3262.00	
4	Lasche	holder	support	10.3244.15	
5	Stelling	collar	bague	0088427.5	(A30 DIN705)
6	Zugfeder	spring	ressort	30 480 012	
7	Zugfeder	spring	ressort	01.3282.01	
8	Kette	chain	chaîne	00108699	(3/8" x7/32" 62 Glieder)
9	Kettenrad	sprocket	pignon de chaîne	10.3234.00	
10	Kordelgriff	knurled grip	ecrou moletée	00100265	(M12x60 SW GN534)
11	Zylinderschraube	cylinder screw	vis cylindrique	0088658.5	(M5x12 DIN912)
12	Schnecke	worm	roue	3.0.5637.020	
13	Schneckenrad	worm gear	roue à vis sans fin	3.0.5637.010	
14	Halter	holder	support	16.3244.00	

Pos.1-3 + 9-13
Spannlager Kpl.

Pos.1-3 + 9-13
tightener cpl.

Pos.1-3 + 9-13
unité de tendeur cpl. 17.3200.17







1	Rändelhohlschraube	knurled screw	vis moletée	00095851	(M8x20 GN421)
2	Halter	holder	support	08.3244.19	
3	Transportband	transport belt	courroie de transport	00106981	(100x6100)
4	Bandrolle	tape roller	poulie	10.3232.05	
5	Führungsstange	bar	barre	17.3421.03	
6	Maßstab	scale	echelle graduée	5.0.5673.010	
7	Anschlag	sheet stop	butée	17.3461.00	
8	Lasche	holder	suport	17.3444.00	
9	Führung	guide	guidage	5.0.3364.012	
10	Klemmhebel	handle	levier de serrage	00100586	(M8x20 GN500)
11	Hebel	lever	levier	10.3264.10	
12	Stellring	collar	bague	10.3228.01	
13	Schutzhaube	guard	protection	10.3161.01	
14	Halter	holder	support	16.3244.00	
15	Kugelknopf	ballknop	bouton	00086512	(Ku 20-M6 DIN319)
16	Schutzwinkel	guard	protection	10.3161.02	
17	Schutzhaube	guard	protection	10.3161.03	
18	Senkschraube	screw	vis	0095372.5	(M6x12 DIN7991)
19	Platte	holder	support	10.3244.03	
20	Rolle	roller	roulette	08.3526.00	
21	Feder	spring	ressort	08.3282.00	
22	Rolle mit deckel	roller with cover	roulette cpl.	05.7426.00	
23	Hakenöse	hook	crochet	30 500 260	
24	Band	flat belt	courroie	08.3202.03	
25	Schutzblech	guard	protection	10.3161.05	
26	Leitblech	guide plate	tôle de guidage	08.3263.01	
27	Schutzhaube	guard	protection	10.3161.04	
28	Steckglied	chain part	chainon	08.3207.00	
29	Achse	bar	barre	10.3221.09	

Pos.1 + 2 + 18-20 + 24 Pos.1 + 2 + 18-20 + 24 Pos.1 + 2 + 18-20 + 24
 Rollenkette kpl. chain cpl. chaine cpl.

17.3200.08



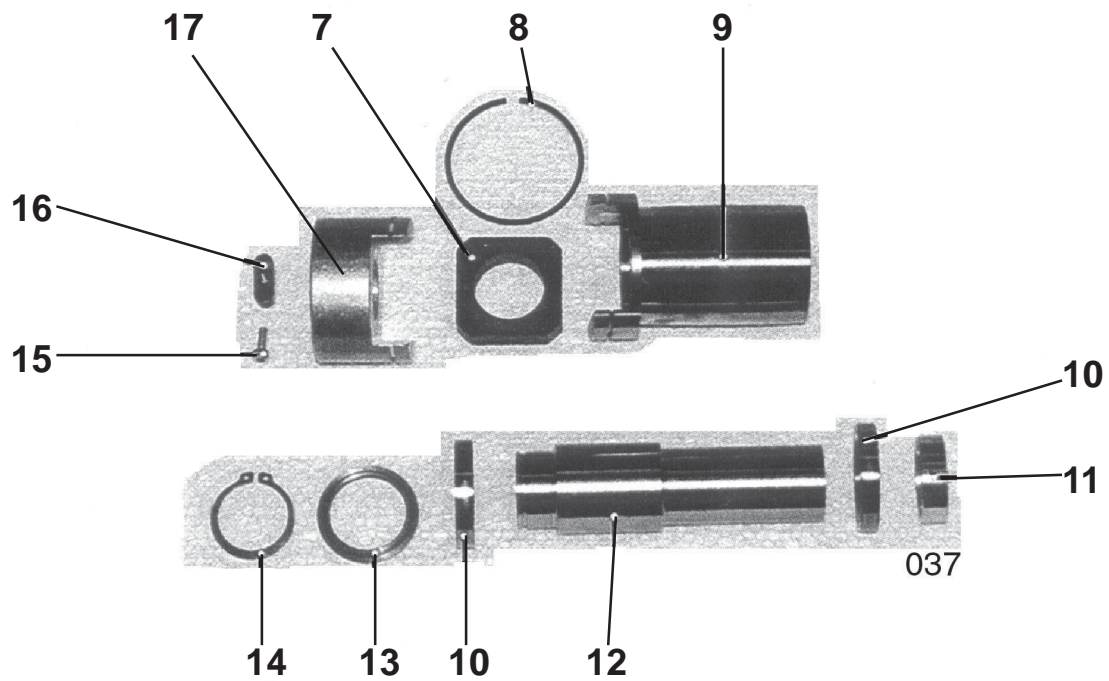
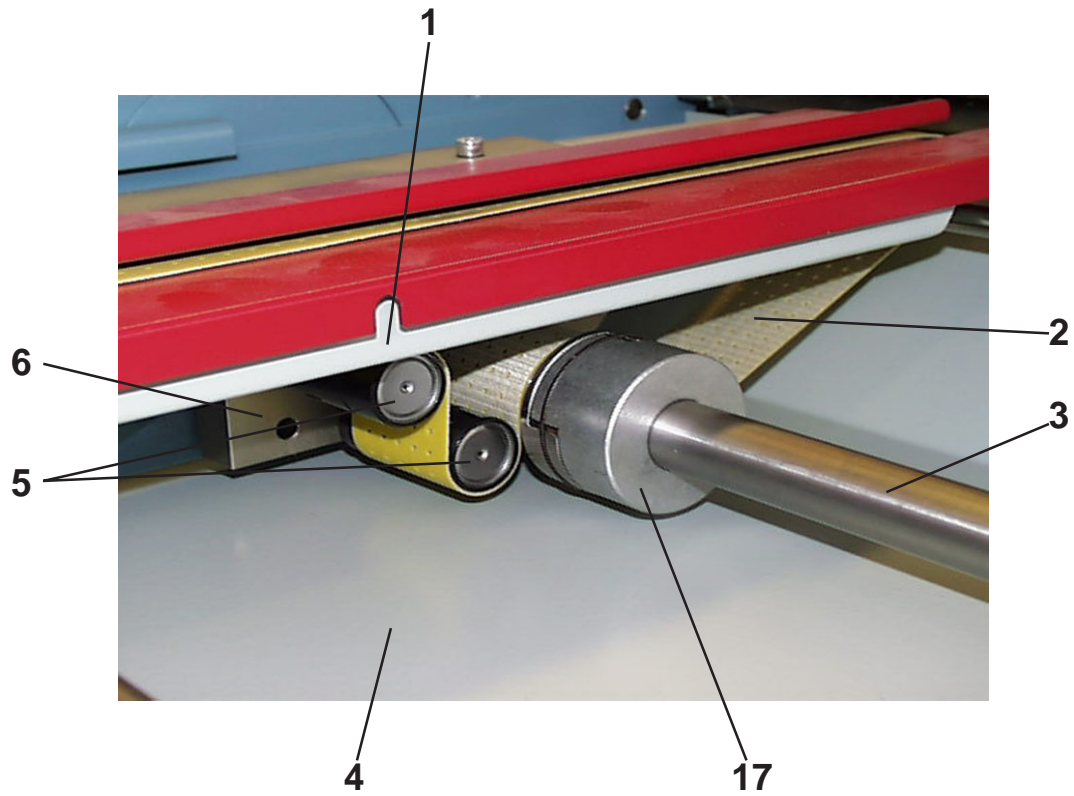
37 38
 T800.1



1(*) Schutzblech	guard	protection	T700	17.5164.03
			T800.1	17.5164.09
2(*) Stange	bar	barre	T700	17.4121.02
			T800.1	17.4121.21
3 Büchse	bushing	douille		1.0.4126.010
4 Lasche	holder	support		17.4264.00
5 Stellschraube	screw	vis		10.4200.02
6 Stellstück	adjustment piece	pièce de réglage		5.0.4211.011
7 Zylinderschraube	cylinder screw	vis cylindrique		0088997.5 (M8x20 DIN912)
8 Führungsstange	bar	barre	T700	17.4121.00
			T800.1	17.4121.20
9 Niederhalter	smoother	guide feuille		17.4253.00
10 Leitschiene	side guide	guide lateral		17.4263.03
11 Jalousie Kpl.	lamella cpl.	tôle jalousie cpl.	T700	17.4400.00
			T800.1	17.4400.01
12 Leiste	bar	barre		17.4241.06
13 Distanzhülse	distance	distance		10.5128.01
14 Zylinderschraube	cylinder screw	vis		0088856.5 (M6x30 DIN912)
15 Leitblech	guide plate	tôle de guidage		17.4263.06
16 Zylinderschraube	cylinder screw	vis cylindrique		0088799.5 (M6x12 DIN912)
17 Stellstück	adjustment piece	pièce de réglage		1.0.4211.330
18(*)Welle	shaft	arbre	T700	17.5221.00
			T800.1	17.5221.16
19 Sechskantschraube	hexagon screw	vis à six pans		0090399.5 (M6x35 DIN933)
20 Sechskantmutter	hexagon nut	ecrou à six pans		0090852.5 (M6 DIN934)
21 Zylinderschraube	cylinder screw	vis cylindrique		0088617.5 (M4x20 DIN912)
22 Zylinderschraube	cylinder screw	vis cylindrique		0089003.5 (M8x25 DIN912)
23 Rollenhalter	holder	support		1.0.4244.320
24 Zylinderschraube	cylinder screw	vis cylindrique		0089300.5 (M12x40 DIN912)
25 Laufrolle mit Führungsrolle	tape roller with bearing part	poulie avec roulement		1.0.4232.031
				00111773 (F31.643)
26 Halter	holder	support		10.1264.03
27 Distanzhülse	distance	distance		60 290 041
28(*)Einlaufblech	infeed plate	tôle d'introduction	T700	17.5163.06
			T800	17.5163.49
29(*)Einlaufblech	infeed plate	tôle d'introduction	T700.1	17.5163.00
			T800.1	17.5163.48
30 Träger	bar	barre		17.4241.05
31 Kugelknopf	ball knob	bouton		00086504 (Ku-20-M5-C DIN 319)
32 Sechskantmutter	hexagon nut	ecrou à six pans		0090878.5 (M8 DIN 934)
33 Hutmutter	cap nut	ecrou à chapeau		0090076.5 (M6 DIN 917)
34 Niederhalter	smoother	guide feuille		17.4253.013
35 Halter	holder	support		17.4244.026
36 Zylinderschraube	cylinder screw	vis cylindrique		0088823.5 (M6x20 DIN912)
37 Linsenkopfschraube	screw	vis	T800.1	0095976.5 (M6x10 ULS)
38 Stutzwinkel	holder	support	T800.1	17.4062.05

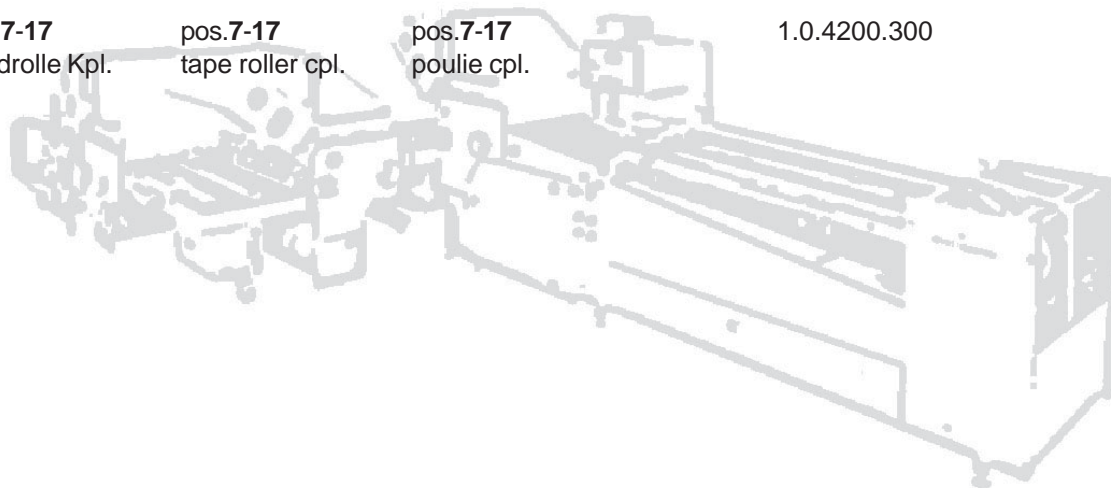
Pos.4-7 + 9-10	Pos.4-7 + 9-10	Pos.4-7 + 9-10	
Leitschiene Kpl.	side guide cpl.	guide lateral cpl.	17.4100.03

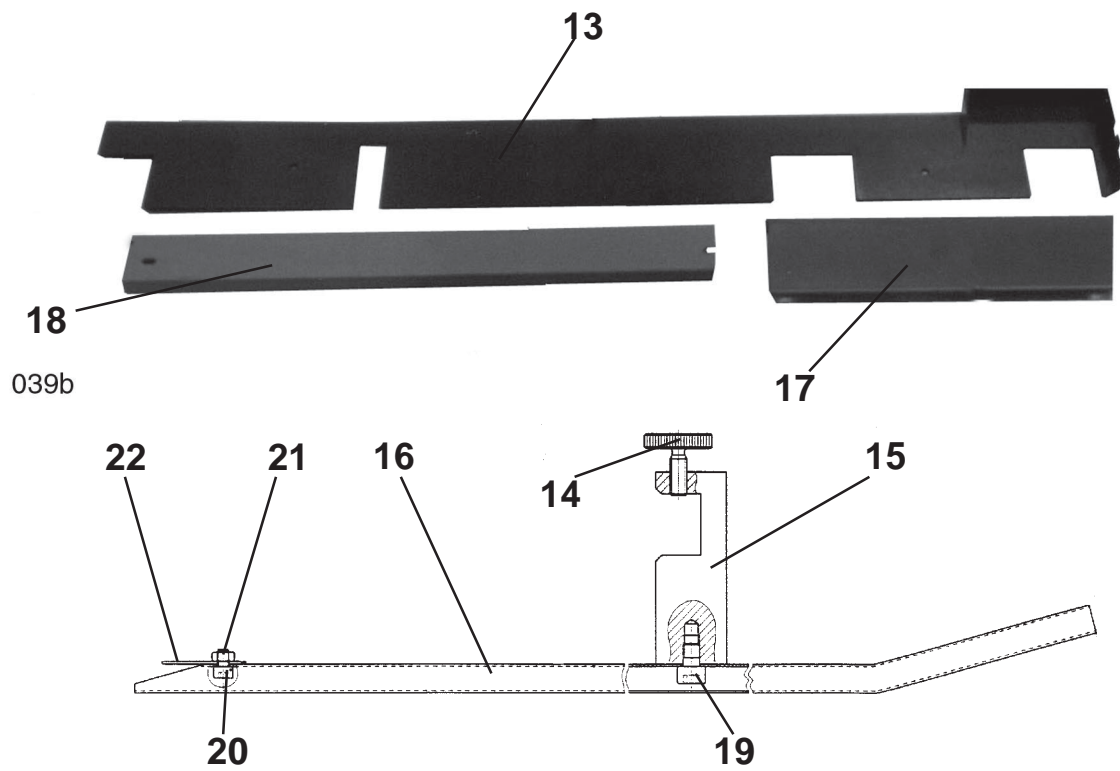

* nur FWI	only parallel unit	seulement groupe I
-----------	--------------------	--------------------





1	Gebläsegehäuse	housing	abri		17.4215.00	
2	Band	tape	courroie		00106929	(PU 20-1 50x2425)
3	Welle	shaft	arbre	T700	17.5221.00	
				T800.1	17.5221.16	
4	Schutzblech	guard	protection	T700	17.4161.05	
				T800.1	17.4161.34	
5	Führungsrolle	bearing part	roulement		0011773	(F 31.643)
6	Halter	holder	support		17.4244.02	
7	Kupplungsstück	coupling part	pièce d'accouplement		5.0.4244.011	
8	Sprengring	circlips	frein		00101402	(SW 55 Seeger)
9	Bandrolle	tape roller	roulette		1.0.4232.340	
10	Kugellager	ball bearing	roulement		00109918	(61806-2RZ DIN625)
11	Distanzring	distance ring	bague de distance		1.0.4228.020	
12	Lagerhülse	shaft	arbre		1.0.4226.320	
13	Distanzring	distance ring	bague de distance		5.0.4228.010	
14	Sicherungsring	circlips	frein		00087312	(30x1,5 DIN471)
15	Zylinderschraube	cylinder screw	vis cylindrique		0088583.5	(M4x10 DIN912)
16	Paßfeder	spring	clavette		5.0.4243.010	
17	Kupplungsklaue	coupling part	pièce d'accouplement		5.0.4227.011	

Pos.7-17	pos.7-17	pos.7-17	1.0.4200.300
Bandrolle Kpl.	tape roller cpl.	poulie cpl.	

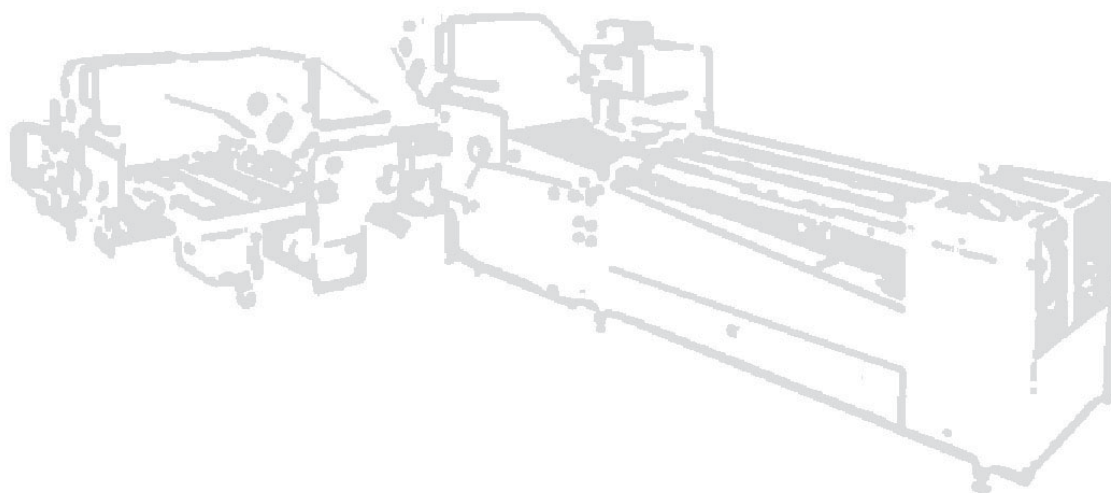



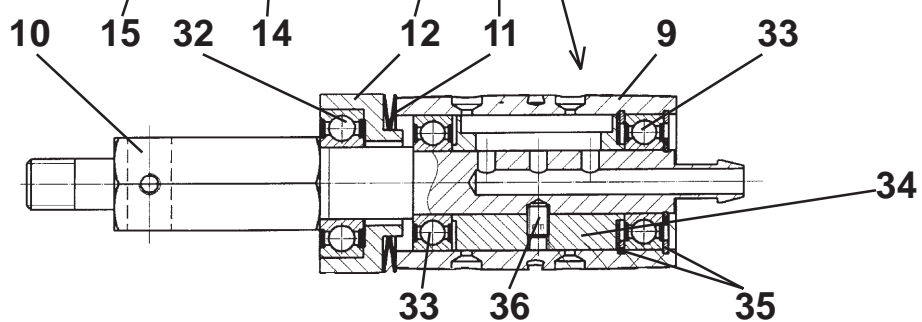



1	Sechskantschraube	hexagon screw	vis à six pans	0090407.5	(M6x45 DIN933)
2	Zylinderschraube	cylinder screw	vis cylindrique	0089003.5	(M8x25 DIN912)
3	Halter	holder	support	35.5244.05	
4	Mutter	nut	ecrou	0090878.5	(M8 DIN934)
5	Senkschraube	screw	vis	0092061.5	(M8x35 DIN963)
6	Bandspannrolle	tape roller	poulie	00111781	(F56.202 JNA)
7	Band	tape	courroie	00106055	(20x2600 Ne21)
8	Mutter	nut	ecrou	0090852.5	(M6 DIN934)
9	Sechskantschraube	hexagon screw	vis à six pans	0090415.5	(M6x50 DIN933)
10	Zylinderschraube	cylinder screw	vis cylindrique	0088682.5	(M5x20 DIN912)
11	Kupplungsstück	coupling piece	pièce d'accouplement	3.0.5326.024	
12	Riemenscheibe	pulley	poulie	15.5232.03	
13	Schutzblech	guard	protection	17.4161.04	
14	Rändelschraube	knurled screw	vis moletée	0087890.5	(M6x16 DIN653)
15	Halter	holder	support	1.0.4244.300	
16	Niederhalter	smoother bar	abat feuille	17.4253.05	
17	Schutzblech	guard	protection	T700 17.4161.02	
				T800.1 17.4161.33	
18	Schutzblech	guard	protection	T700 17.4161.00	
				T800.1 17.4161.32	
19	Zylinderschraube	cylinder screw	vis cylindrique	0088773.5	(M6x8 DIN912)
20	Zylinderschraube	cylinder screw	vis cylindrique	0088567.5	(M4x6 DIN912)
21	Mutter	nut	ecrou	0090837.5	(M4 DIN934)
22	Blattfeder	flat spring	ressort à feuille	35.4285.00	
Pos. 3-6	pos. 3-6	pos. 3-6			
Riemenspanner Kpl.	belt tension lever cpl.	levier de tendeur cpl.		35.5200.35	
Pos. 10-11	pos. 10-11	pos. 10-11			
Kupplungsstück	coupling piece	pièce d'accouplement		01.5200.15	
Pos. 14-16+19-22	pos. 14-16+19-22	pos. 14-16+19-22			
Niederhalter Kpl.	smoother bar cpl.	abat feuille cpl.		17.4200.05	



1	Kordelgriff	knurled grip	poignée	00100269	(M6-40 SW GN534)
2	Kordelgriff	knurled grip	poignée	00100268	(M8-32 SW GN534)
3	Traverse	traverse	traverse	T700 17.4141.04 T800.1 17.4141.16	
4	Mutter	nut	ecrou	0090852.5	(M6 DIN934)
5	Schild	shield	etiquette	10.4271.01	
6	Klotz	block	bloc	17.4244.00	
7	Stange	bar	barre	17.4229.01	
8	Bolzen	bolt	axe	17.4225.01	
9	Spannstift	pin	goupille	00093187	(3x20 DIN1481)
10	Gebälseklappe	flap	trappe	17.4262.00	
11	Kugellager	ball bearing	roulement	0019561	(626-2Z DIN625)
12	Zylinderschraube	cylinder screw	vis cylindrique	0088856.5	(M6x30 DIN912)
13	Excentergriff	écenter grip	levier excentrique	1.0.4229.300	
14	Dichtungsprofil	seal	joint	00099812	(461 E130)
15	Zylinderschraube	cylinder screw	vis cylindrique	0088708.5	(M5x25 DIN912)
16	Feder	spring	ressort	00102562	(10/3/1)
17	Drahtseil	wire	câble métallique	10.4200.17	


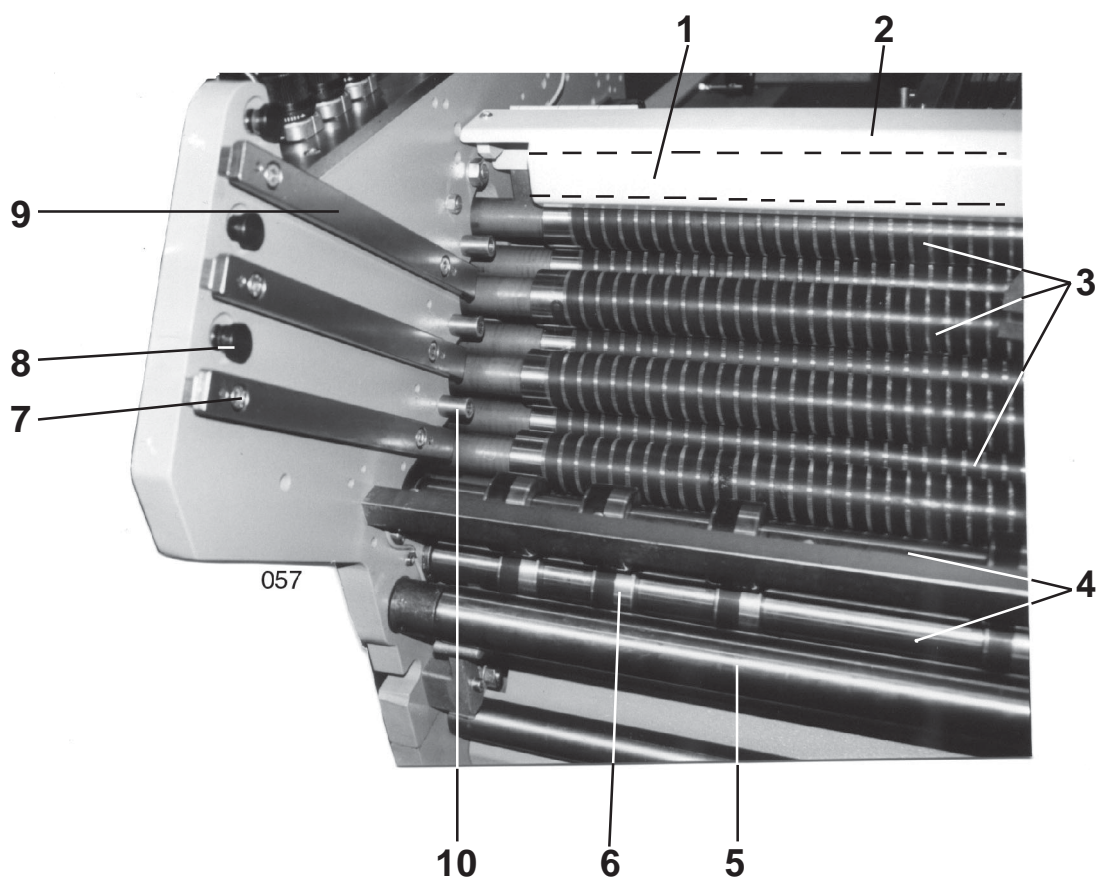




1	Rändelmutter	knurled nut	ecrou moletée	0087148.5	(M6 DIN 467)
2	Rändelschraube	knurled screw	vis moletée	0087916.5	(M6x25 DIN653)
3	Lagerbolzen	bolt	axe	10 340 040	
4	Zylinderschraube	cylinder screw	vis cylindrique	0085795.5	(M4x10 DIN84)
5	Winkel	bar	barre	1.0.4541.300	
6	Zugfeder	spring	ressort	20 480 181	
7	Stellscheibe	adjustment screw	vis de réglage	10 300 042	
8	Band	flat belt	courroie	00106929	(50x2425 PU 20-1)
9	Bandrolle	tape roller	roulette	17.4231.01	
10	Lagerbolzen	bolt	axe	17.4225.04	
11	Tellerfeder	disc spring	ressort de disque	5.0.4283.010	
12	Rolle	roller	roulette	5.0.4231.010	
13	Spannstift	pin	goupille	00093138	(3x8 DIN1481)
14	Sechskantschraube	hexagon screw	vis à six pans	0090233.5	(M5x10 DIN933)
15	Mutter	nut	ecrou	0090910.5	(M12 DIN934)
16	Lagerbolzen	bolt	axe	2.0.4525.010	
17	Abdrückhebel	hoop	fourchette	2.0.4543.011	
18	Lagerbock	bearing block	palier	1.0.4544.300	
19	Druckfeder	spring	ressort	20 480 150	
20	Scheibe	disc	disque	0086132.5	(10,5 DIN125)
21	Sicherungsscheibe	circlips	frein	0094193.5	(GR.7 DIN6799)
22	Zylinderschraube	cylinder screw	vis cylindrique	0088583.5	(M4x10 DIN912)
23	Mutter	nut	ecrou	0092121.5	(M4 DIN985)
24	Lasche	holder	support	17.4264.00	
25	Senkschraube	screw	vis	0095268.5	(M4x20 DIN7991)
26	Achse	bar	barre	T700 17.4121.06 T800.1 17.4121.22	
27	Mutter	nut	ecrou	0086876.5	(M8 DIN439)
28	Mutter	nut	ecrou	0094094.5	(M8 DIN6331)
29	Gewindestange	threaded bar	tige filetée	15.4129.00	
30	Leitschiene	side guide	guide latéral	17.4263.03	
31	Niederhalter	smoother	guide feuille	17.4253.00	
32	Kugellager	ball bearing	roulement	00109686	(6003-2Z DIN625)
33	Kugellager	ball bearing	roulement	00109652	(6002-2Z DIN625)
34	Hülse	tube	tube	17.4226.01	
35	Sicherungsring	circlips	frein	00087452	(32x1,2 DIN472)
36	Gewindestift	screw	vis	0089540.5	(M5x8 DIN913)

Pos. 1-7 + 16-21 pos. 1-7 + 16-21 pos. 1-7 + 16-21
 Doppelbogensperre Kpl. double sheet control cpl. arrêt double-feuille cpl. 1.0.4500.300

Pos. 9-12 + 33-36 pos. 9-12 + 33-36 pos. 9-12 + 33-36
 Bandrolle Kpl. tape roller cpl. tube de cordon cpl. 17.4200.15

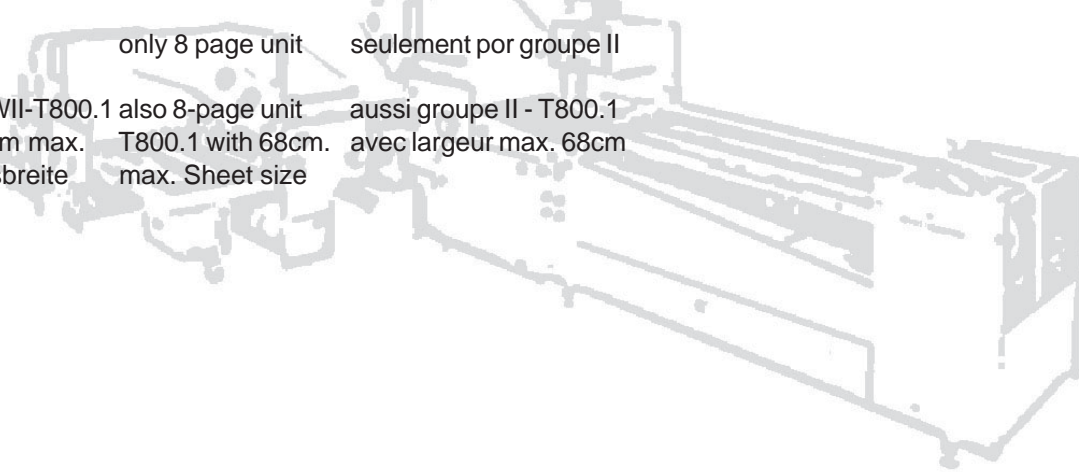


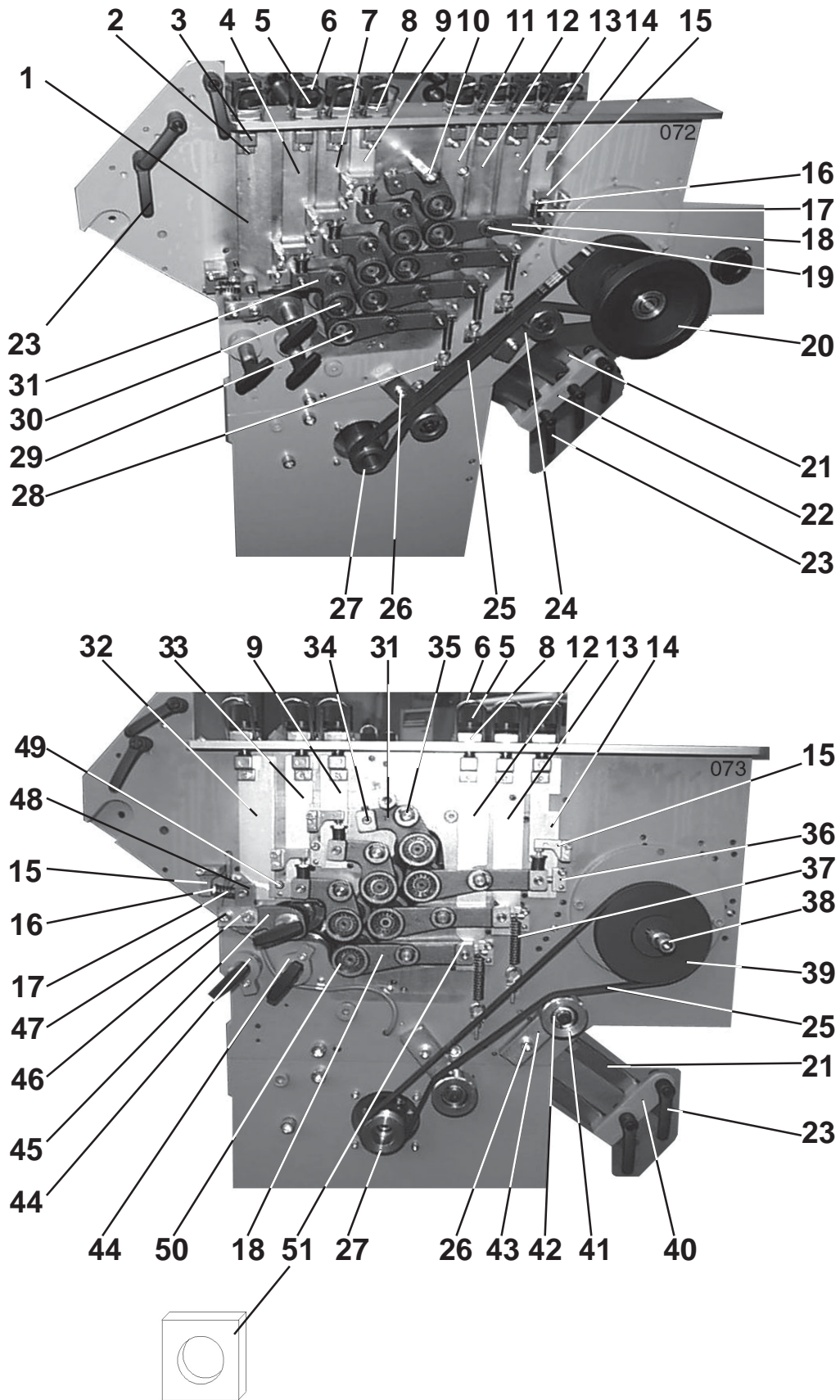
1(*)Putzwalze	cleaning roller	rouleau-nettoyeur	T700 5.6.5300.100 T800.1 17.5300.118	
2(*)Schutzblech	guard	protection	T700 17.5164.03 T800.1 17.5164.09	
3(***)Falzwalze	fold roller	cylindre	T700 17.5300.04 T800.1 17.5300.28	
4(***)Messerwelle	slitter shaft	abre de coupe	T700 17.5300.00 T800.1 17.5300.26	
5(***)Bandwalze	tape roller	tube de cordon	T700 17.5300.02 T800.1 17.5300.27	
6 Transportrolle	transport roller	roulette de transport	01.5339.00	
7 Passschraube	screw	vis	0096250	(M8x10 H8x60UPS)
8 Excenterhebel	excenter lever	levier excentrique	10.5125.02	
9 Taschenleiste	buckle bar	barre de poches	17.5144.018	
10 (***)Schutzblech	guard	protection	T700 17.5161.00 T800.1 17.5161.18	
11(**)Schutzblech	guard	protection	T700 17.5161.00 T800.1 17.5161.48	

(*) nur FWI only parallel unit seulement por groupe I

(**) nur FWII only 8 page unit seulement por groupe II

(***) auch FWII-T800.1 also 8-page unit aussi groupe II - T800.1
 mit 68cm max. T800.1 with 68cm. avec largeur max. 68cm
 Arbeitsbreite max. Sheet size



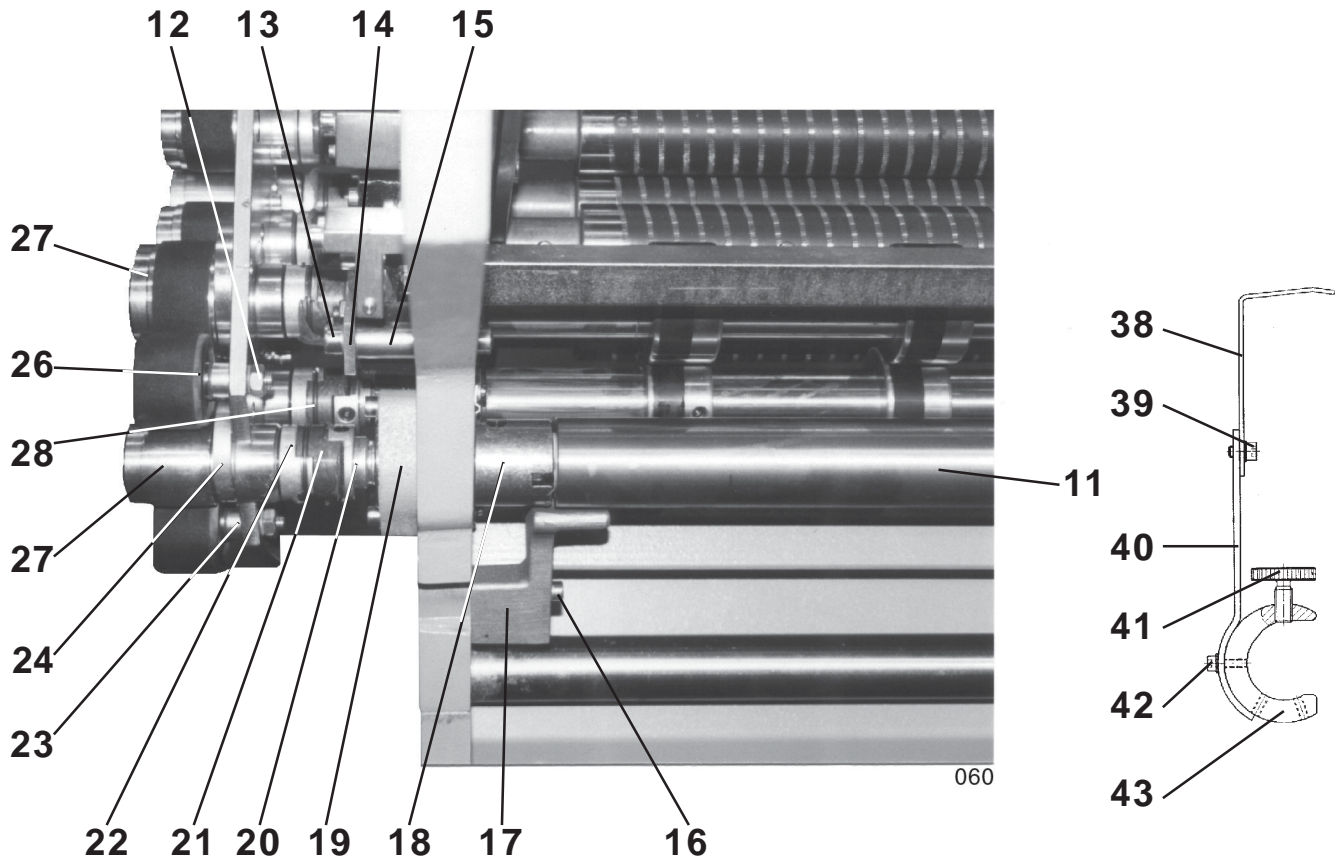
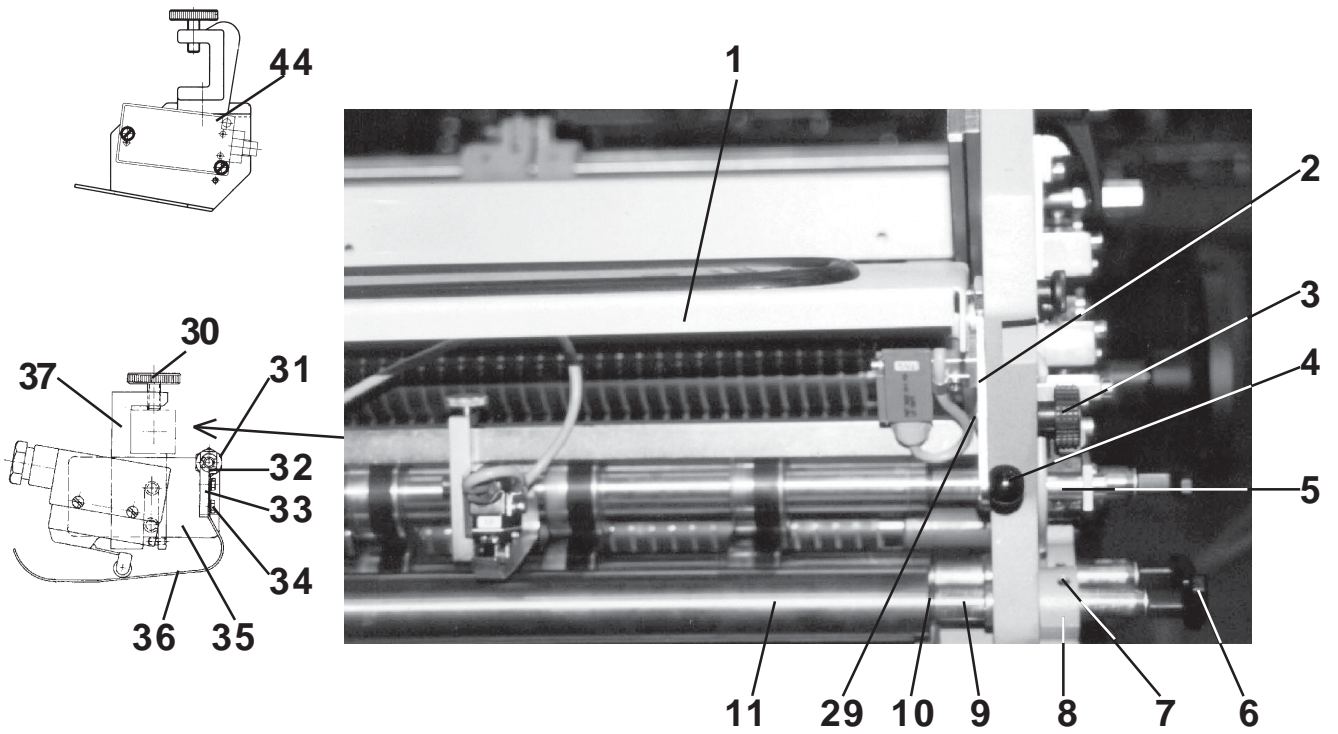


Parallelbr. Fw I und II - 4 + 6 Taschenausf.
Parallelfold and 8 page unit - 4 and 6 buckle plate type
Pli parallèle groupe de pliage I et II - 4 et 6 poches type

T700/T800.1

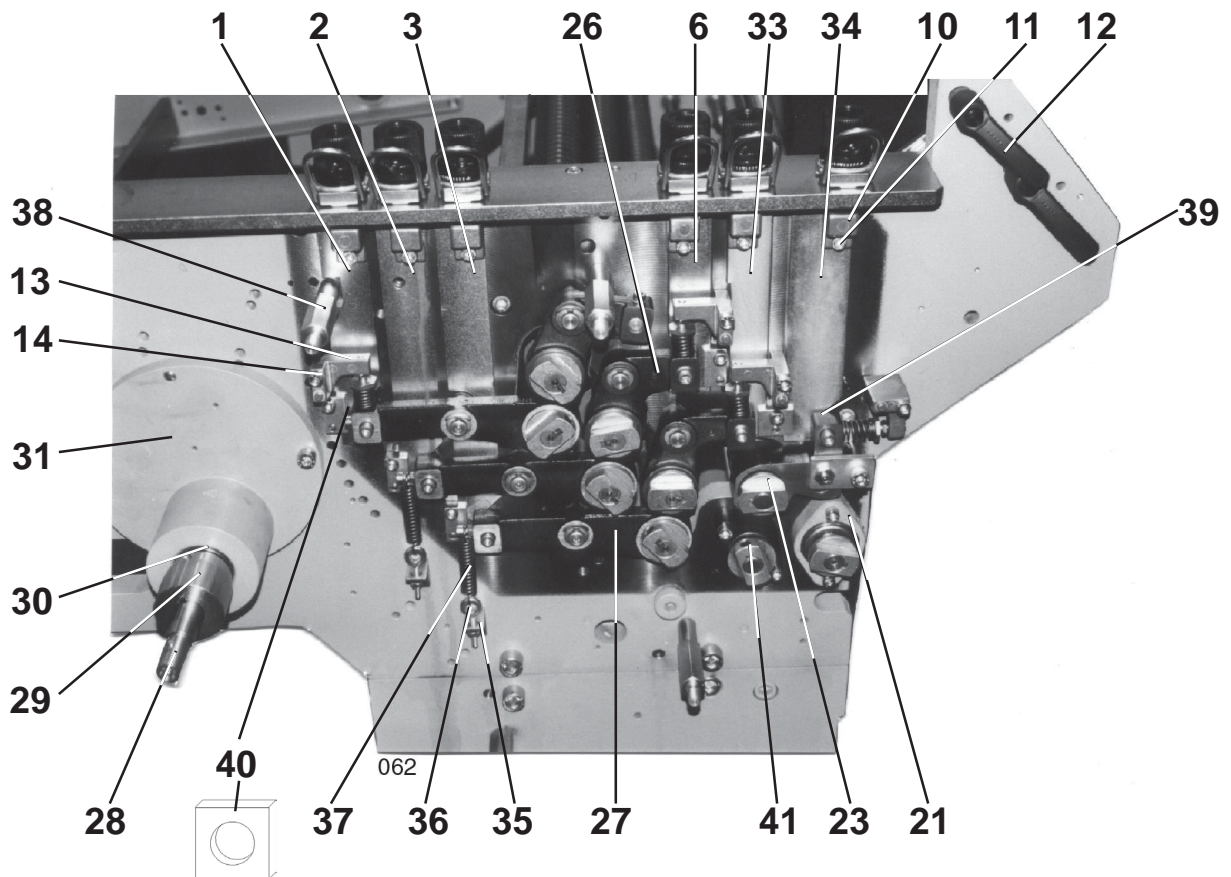
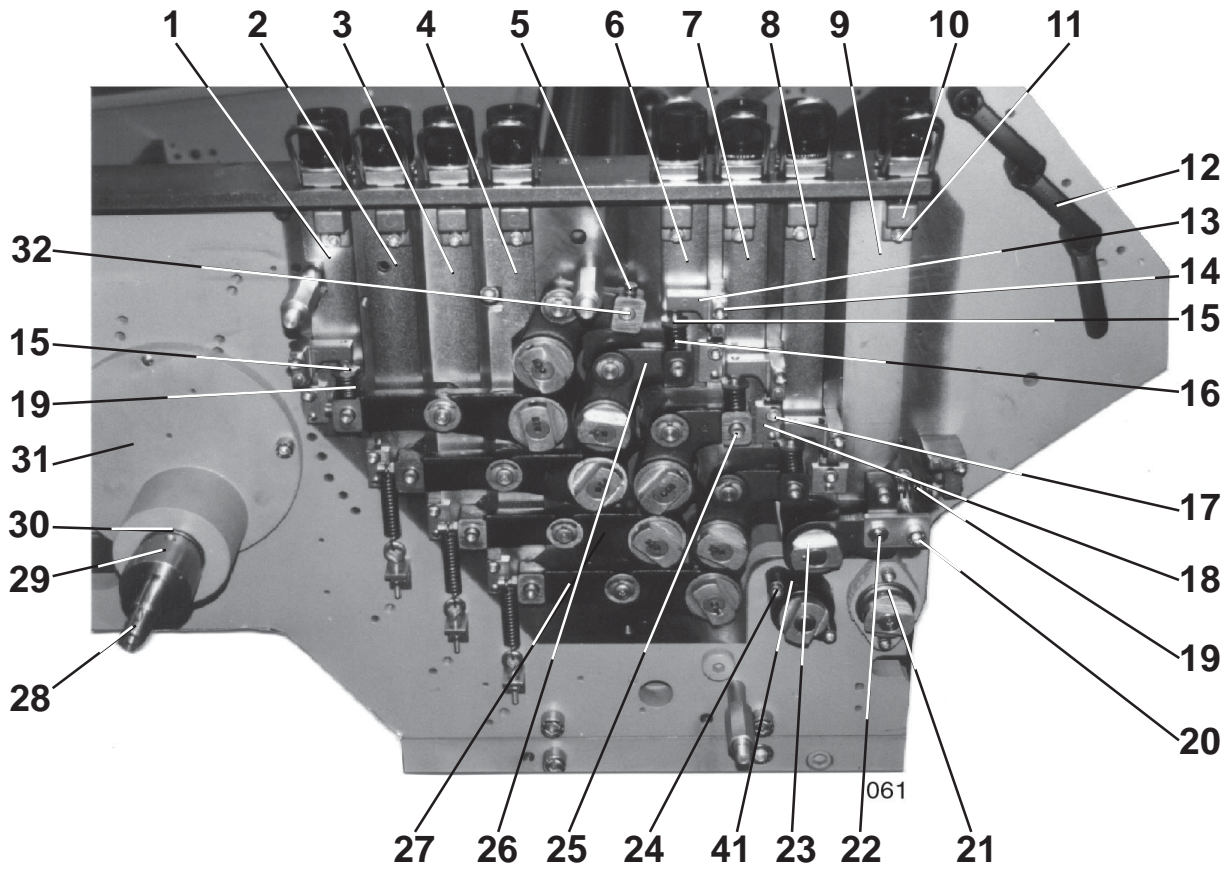
1750 DEU 2
ENG
FRAN

1	Stellstück (nur 6 Ta)	adjustment piece (only 6 buckles)	pièce de réglage (6 poches)	17.5444.09	
2	Zylinderschraube	cylinder screw	vis cylindrique	0088799.5	(M6x12 DIN912)
3	Stellstück	adjustment piece	pièce de réglage	1.0.5415.300	
4	Stellstück (nur 6 Ta)	adjustment piece (only 6 buckles)	pièce de réglage (6 poches)	17.5444.07	
5	Griff mit Skalenring	grip with scaled ring	poignée cpl.	1.0.5416.320/1.0.5416.330	
6	Abdrückbügel	lever	levier	2.0.5486.010	
7	Stellstück (nur 6 Ta)	adjustment piece (only 6 buckles)	pièce de réglage	17.5444.04	
8	Druckstück	pressure piece	pièce de pression	1.0.5415.320	
9	Stellstück	adjustment piece	pièce de réglage	17.5444.01	
10	Bolzen	bolt	axe	35.5125.00	
11	Stellstück (nur 6 Ta)	adjustment piece (only 6 buckles)	pièce de réglage (6 poches)	17.5444.08	
12(*)	Stellstück	adjustment piece	pièce de réglage	17.5444.06	
13	Stellstück	adjustment piece	pièce de réglage	17.5444.03	
14	Stellstück	adjustment piece	pièce de réglage	17.5444.00	
15	Halter	holder	support	1.0.5415.310	
16	Bolzen	bolt	axe	5.0.5325.061	
17	Druckfeder	spring	ressort	50 480 080	
18	Walzenhebel	bearing lever	levier	17.5311.01	
19	KI-Sicherung	circlips	frein	00101592	(12 SXN 09 - R)
20	Handrad	handwheel	volant	00111908	(GN 321 G-160-K16-A)
21	Taschenleiste	buckle bar	barre de poches	17.5100.207	
22	Klemmplatte (6Ta)	clamping plate (6 buckles)	tôle de blocage (6 poches)	17.5100.212	
23	Excenterhebel	excenter lever	levier excentrique	10.5125.02	
24	Riemenspanner Kpl.	belt tension lever cpl.	levier de tendeur cpl.	15.5200.26	
25	Poly-V-Riemen (FWI-6Ta)	poly-V-belt (parallel unit-6 buckles)	courroie-poly-V (groupe I-6 poches)	00107618	(470 J8-1194 LW)
	Poly-V-Riemen (FWII-6Ta)	poly-V-belt (8 page unit-6 buckles)	courroie-poly-V (groupe II-6 poches)	00107681	(480 J8-1222 LW)
	Poly-V-Riemen (FWI-4Ta)	poly-V-belt (parallel unit-4 buckles)	courroie-poly-V (groupe I-4 poches)	00107600	(415 J8-1054 LW)
	Poly-V-Riemen (FWII-4Ta)	poly-V-belt (8 page unit-4 buckles)	courroie-poly-V (groupe II-4 poches)	00107848	(430 J8-1092 LW)
26	Zylinderschraube	cylinder screw	vis cylindrique	0089011.5	(M8x30 DIN912)
27	Keilrillenscheibe	pulley	poulie	1.0.5233.011	
28	Halter	holder	support	1.0.5443.300	
29	Sicherungsring	ring	frein	00087452	(32x1,2 DIN472)
30	Kugellager	ball bearing	roulement	00109678	(6002 - 2RS)
31	Walzenhebel	bearing lever	levier	17.5311.00	
32	Stellstück (nur 4 Ta)	adjustment piece (only 4 buckles)	pièce de réglage (4 poches)	17.5444.10	
33	Stellstück (nur 4 Ta)	adjustment piece (only 4 buckles)	pièce de réglage (4 poches)	17.5444.05	
34	Bolzen	bolt	axe	1.0.5325.050	
35	Bolzen	bolt	axe	1.0.5325.360	
36	Halter	holder	support	1.0.5444.310	
37	Feder	spring	ressort	00102699	(Z-130M)
38	Welle T700	shaft T700	arbre T700		
	- FWI	- parallel unit	- ière groupe	17.5221.00	
	- FWII (FWII-T800.1-68cm)	- 8 page unit (unit II-T800.1-68cm)	- ième groupe (groupe II-T800.1-68cm)	17.5221.02	
	Welle T800.1	shaft T800.1	arbre T800.1		
	- FWI	- parallel unit	- ière groupe	17.5221.16	
	- FWII (78cm)	- 8 page unit (78cm)	- ième groupe (78cm)	17.5221.17	
39	Keilrillenscheibe	pulley	poulie	1.0.5233.020	
40	Klemmplatte (4Ta)	clamping plate (4 buckles)	tôle de blocage (4 poches)	17.5100.211	
41	Rolle	roller	roulette	1.0.5232.380	
42	Banspannrollenlager	bearing	roulement	00111799	(F80-491)
43	Riemenspanner	belt tension lever	levier de tendeur	3.0.6243.100	
44	Steckachse Kpl.	bearing plug cpl.	axe avec bride cpl.	10.5300.06	
45	Lagerhebel Kpl.	bearing lever cpl.	levier cpl.	15.5300.14	
46	Halteplatte	holder	support	10.6344.01	
47	Zylinderschraube	cylinder screw	vis cylindrique	0089045.5	(M8x40 DIN912)
48	Bolzen	bolt	axe	1.0.5325.011	
49	Lasche	holder	support	1.0.5444.300	
50	Tellerfeder	disc spring	ressort de disque	00103317	(6002 geschlitzt)
51	Gleitstein	gliding piece	pièce de glissière	1.0.5326.020	



1(*) Klappe	flap	trappe	T700 17.5761.32 T800.1 17.5761.76	
2 Stellstück	adjustment piece	pièce de réglage	17.5764.06	
3 Kordelgriff	knurled grip	ecrou moletée	00100268	(GN 534-32-M6 SW)
4 Kugelknopf	ballknop	bouton	0086514	(KU-25-M6 DIN319)
5 Distanz	distance	distance	10.5328.00	
6 Griff-T	grip	poignée	00100260	(GN 536-55-M8)
7 Stellschraube	adjustment screw	vis de réglage	50 370 040	
8 Lagerbuchse	bearing bush	douille de palier	5.0.5312.102	
9 Steckachse	bearing plug	axe avec bride	5.0.5325.050	
10 Sicherungsring	circlips	frein	00087247	(20x1,2 DIN471)
11(*)Messerwelle	slitter shaft	abre de coupe	T700 17.5300.00 T800.1 17.5300.108	
12 Mutter	nut	ecrou moletée	0090878.5	(M8 DIN934)
13 Zylinderschraube	cylinder screw	vis cylindrique	0089045.5	(M8x40 DIN912)
14 Halteplatte	holder	support	10.6344.01	
15 Distanz	distance	distance	10.5328.00	
16 Zylinderschraube	cylinder screw	vis cylindrique	0088898.5	(M6x50 DIN912)
17 Halter	holder	support	5.0.5111.010	
18 Welle	shaft	arbre	5.0.5325.071	
19 Flansch	flange	bride	10.5211.03	
20 Kupplungsstück	coupling piece	pièce d'accouplement	3.0.5326.030	
21 Kupplung	coupling	accouplement	3.0.5226.010	
22 Kupplung	coupling	accouplement	35:5226:03	
23 Distanzring	distance ring	bague de distance	10.3228.10	
24 Lagerflansch	bearing block	bride	35.5227.10	
25 Riemenscheibe	pulley	poulie	17.5232.20	
26 Bandspannrolle	tape roller	poulie	00111781	(F56.202)
27 Kupplung Kpl.	coupling cpl.	accouplement cpl.	17.5200.121	
28 Federring	circlips	frein	3.0.5283.010	
29 Flachrundschrabe	screw	vis	0087640.5	(M6x40 DIN 603)
30 Rändelschraube	knurled screw	vis moletée	0087874.5	(M6x12 DIN653)
31 Lagerbolzen	bolt	axe	20 340 130	
32 Sicherungsscheibe	circlips	frein	0094185.5	(4 DIN6799)
33 Lagerstück	bearing block	bride	4.0.5544.110	
34 Senkschraube	screw	vis	0091629.5	(M3x8 DIN963)
35 Halter	holder	support	01.5544.01	
36 Schaltzunge	bracket	levier de interrupteur	4.0.5585.060	
37 Halter	holder	support	01.5544.00	
38 Abstreifer	stripper	abat feuille	17.5544.00	
39 Zylinderschraube	cylinder screw	vis cylindrique	0088633.5	(M5x8 DIN912)
40 Halter	holder	support	10.5544.06	
41 Rändelschraube	knurled screw	vis moletée	0087940.5	(M8x20 DIN653)
42 Zylinderschraube	cylinder screw	vis cylindrique	0088575.5	(M4x10 DIN912)
43 Halter	holder	support	10.5528.01	
44 Halter Kpl. FW I Pos.6-10	holder cpl. unit I Pos.6-10	support cpl. groupe I Pos.6-10	15.1200.00	
Steckachse Kpl. Pos.18-20	bearing plug Pos.18-20	axe avec bride Pos.18-20	10.5300.06	
Lagerflansch Kpl. Pos.22-24-25	bearing flange cpl. Pos.22-24-25	bride cpl. Pos.22-24-25	17.5300.19	
Kupplung Kpl. Pos.30-36 FW II	coupling cpl. Pos.30-36 unit II	accouplement cpl. Pos.30-36 groupe II	17.5200.122	
Schalter n.d. PR.BR. Pos.38-43	jam detector cpl. Pos.38-43	sécurité d'anti-bourrage Pos.38-43	01.5500.08	
Abstreifer Kpl.	stripper cpl.	abat feuille cpl.	17.5500.03	

(*) auch FWII-T800.1 mit 68cm max. Arbeitsbreite
 also 8-page unit T800.1 with 68cm. max. Sheet size
 aussi groupe II - T800.1 avec largeur max. 68cm



1	Stellstück	adjustment piece	pièce de réglage	17.5444.00	
2	Stellstück	adjustment piece	pièce de réglage	17.5444.03	
3	Stellstück	adjustment piece	pièce de réglage	17.5444.06	
4(*)	Stellstück (nur 6Ta)	adjustment piece (only 6 buckles)	pièce de réglage (seulement 6 poches)	17.5444.08	
5	Zylinderschraube	cylinder screw	vis cylindrique	0088666.5	(M5x16 DIN912)
6	Stellstück	adjustment piece	pièce de réglage	17.5444.01	
7(*)	Stellstück (nur 6Ta)	adjustment piece (only 6 buckles)	pièce de réglage (seulement 6 poches)	17.5444.04	
8(*)	Stellstück	adjustment piece	pièce de réglage	17.5444.07	
9(*)	Stellstück	adjustment piece	pièce de réglage	17.5444.09	
10	Stellstück	adjustment piece	pièce de réglage	1.0.5415.300	
11	Zylinderschraube	cylinder screw	vis cylindrique	0088799.5	(M6x12 DIN912)
12	Excenterhebel	excenter lever	levier excentrique	10.5125.02	
13	Halter	holder	support	1.0.5415.310	
14	Zylinderschraube	cylinder screw	vis cylindrique	0088880.5	(M6x45 DIN912)
15	Bolzen	bolt	axe	5.0.5325.061	
16	Feder	spring	ressort	00102913	(D252 A-02)
17	Zylinderschraube	cylinder screw	vis cylindrique	0088823.5	(M6x20 DIN912)
18	Halter	holder	support	1.0.5444.310	
19	Druckfeder	spring	ressort	50 480 080	
20	Zylinderschraube	cylinder screw	vis cylindrique	0089045.5	(M8x40 DIN912)
21	Lagerflansch Kpl.	bearing block cpl.	bride cpl.	17.5300.19	
22	Gewindestift	screw	vis	0089698.5	(M8x12 DIN913)
23	Lagerhebel Kpl.	bearing lever cpl.	levier cpl.	35.5300.42	
24	Zylinderschraube	cylinder screw	vis cylindrique	0088856.5	(M6x30 DIN912)
25	Bolzen	bolt	axe	1.0.5325.011	
26	Walzenhebel	bearing lever	levier	17.5311.00	
27	Walzenhebel	bearing lever	levier	17.5311.01	
28	Welle	shaft	arbre	17.5221.05	
29	Riemenscheibe	pulley	poulie	15.5232.08	
30	Kugellager	ball bearing	roulement	00109728	(6004-2Z DIN625)
31	Lagerflansch FWI	bearing block parallel unit	bride groupe I	17.5227.01	
	Lagerflansch FWII	bearing block 8 page unit	bride groupe II	17.5227.11	
32	Bolzen	bolt	axe	1.0.5325.050	
33(**)	Stellstück	adjustment piece	pièce de réglage	17.5444.05	
34(**)	Stellstück	adjustment piece	pièce de réglage	17.5444.10	
35	Halter	holder	support	1.0.5443.300	
36	Ringschraube	ring screw	vis de gague	0101428.5	(M5x30 Berrang)
37	Feder	spring	ressort	00102699	(Z-130M)
38	Gewindebolzen	threaded bolt	distance d'axe	35.5125.01	
39	Walzenhebel	bearing lever	levier	1.0.5312.310	
40	Gleitstein	gliding piece	pièce glissière	1.0.5326.020	
41	Lagerflansch	bearing block	bride	35.5300.45	

(*) nur FWI only parallel unit

(**) nur FWII only 8 page unit

seulement por groupe I

seulement por groupe II

Pos.28-31


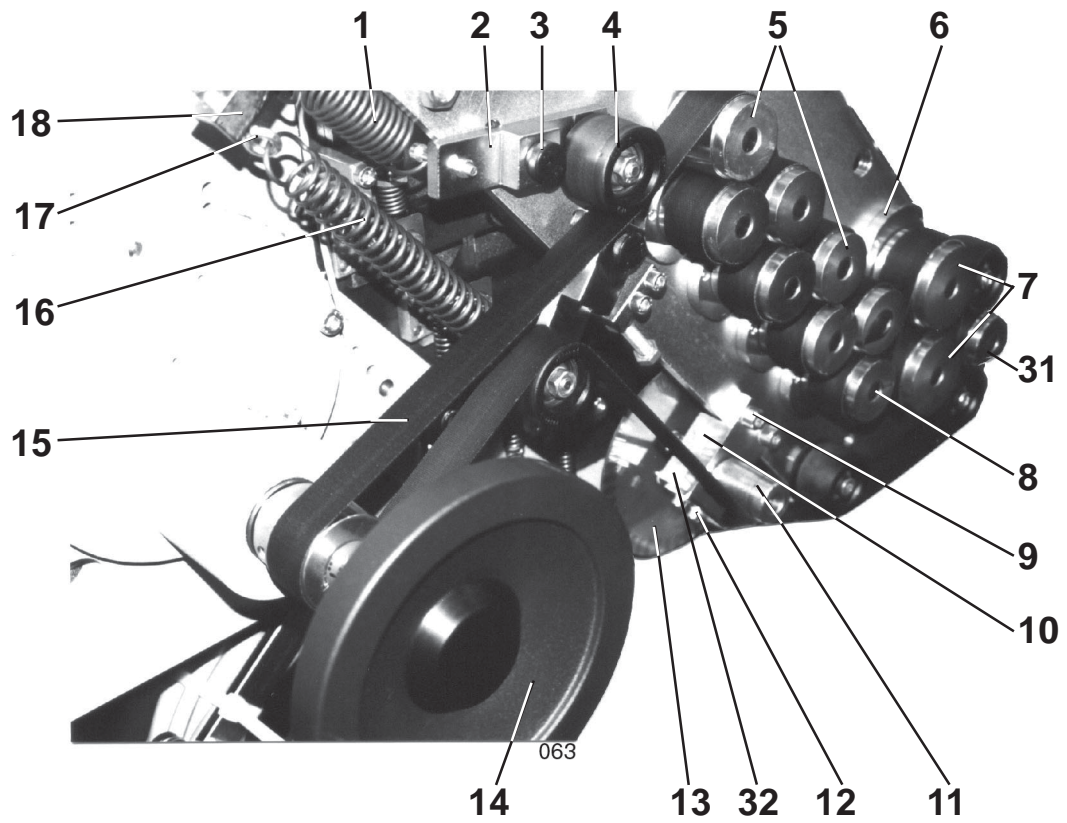
Lagerflansch Kpl.FWI bearing block cpl. parallel unit

Lagerflansch Kpl.FWII bearing block cpl. 8 page unit

Pos.28-31


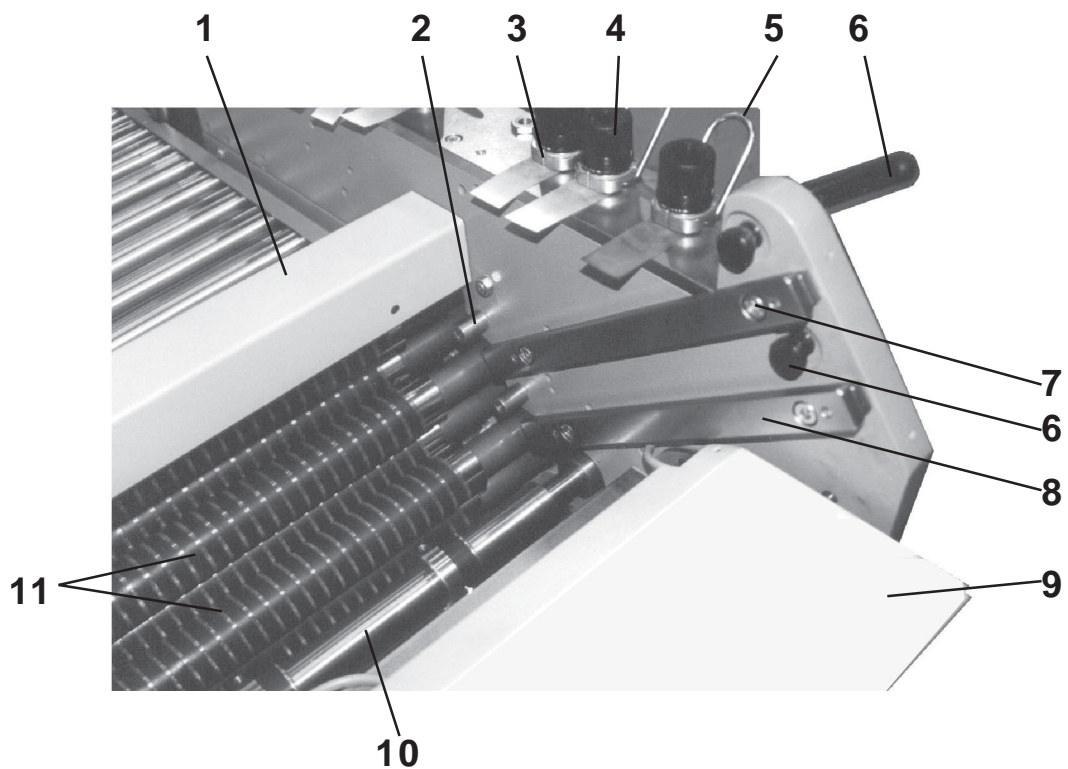
accouplement cpl. groupe I 17.5200.06

accouplement cpl. groupe II 17.5200.10



1	Feder	spring	ressort	00102752	(Z 151 I)
2	Hebel	lever	levier	15.5244.03	
3	Paßschraube	screw	vis	00096263	(M10x12H8x20UPS)
4	Bandspannrolle	tape roller	roulement	00111781	(F56.202)
5	Kupplung Kpl.	coupling cpl.	accouplement cpl.	17.5200.120	
6	Lagerflansch	bearing	bride	17.5227.09	
7	Kupplung Kpl.	coupling cpl.	accouplement cpl.	17.5200.121	
8	Wasserpumpenlager	bearing	roulement	00110215	(374.512)
9(*)	Zylinderschraube	cylinder screw	vis cylindrique	0088997.5	(M8x20 DIN912)
10(*)	Halter	holder	support	15.5244.05	
11(*)	Riemenscheibe	pulley	poulie	15.5232.05	
12(*)	Zylinderschraube	cylinder screw	vis cylindrique	0088658.5	(M5x12 DIN912)
13(*)	Zahnscheibe	toothed belt	courroie dentée	10.5236.03	
14	Handrad	handwheel	volant	00111908	(160-K16-A GN321.6)
15	Band (4Ta)	tape (4 buckle)	courroie (4 poches)	00106289	(NE 17 25x2010)
	Band (6Ta)	tape (6 buckle)	courroie (6 poches)	00106291	(NE 17 25x2275)
16	Feder	spring	ressort	00102753	(Z 155 I)
17	Ringschraube	ring screw	vis de gague	0101428.5	(M5x30)
18	Halter	holder	support	15.5253.00	
19	Lagerflansch	bearing block	bride	35.5227.10	
20	Mutter	nut	ecrou	10.5129.01	
21	Bandspannrolle	tape roller	roulement	00111781	(F56.202)
22	Zylinderschraube	cylinder screw	vis cylindrique	0088849.5	(M6x25 DIN912)
23	Sechskantschraube	hexagon screw	vis à six pans	0090555.5	(M8x50 DIn933)
24	Halter	holder	support	15.5244.01	
25	Paßschraube	screw	vis	00096263	(M10x12H8x20 UPS)
26	Lasche	holder	support	15.5244.02	
27	Welle	shaft	arbre	17.5221.05	
28	Paßfeder	key	clavette	00094318	(A5x5x12 DIN6885)
29	Riemenscheibe	pulley	poulie	17.5232.21	
30	Mutter	nut	ecrou	0090845.5	(M5 DIN934)
31	Kupplung Kpl.	coupling cpl.	accouplement cpl.	17.5200.122	
32	Halter	holder	support	15.5244.06	

(*) nur FWI only parallel unit seulement por groupe I



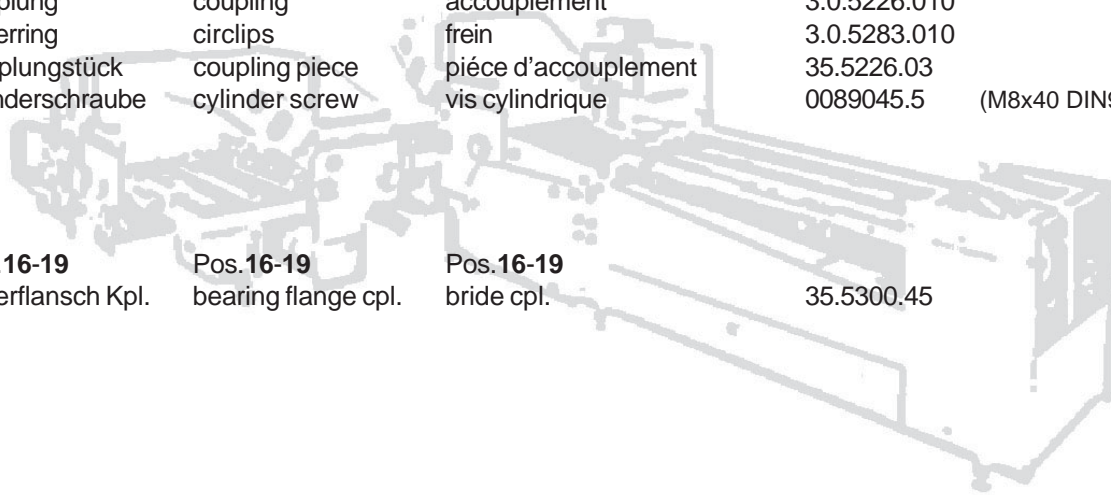
1	Schutzblech	guard	protection	17.5161.02	
2	Bolzen	bolt	axe	17.5329.00	
3	Druckstück	pressure piece	pièce de pression	1.0.5415.320	
4	Griff mit Skalenring	grip with scaled ring	poignée cpl.	1.0.5416.320/1.0.5416.330	
5	Abdruckbügel	hoop	fourchette	2.0.5486.010	
6	Excenterhebel	excenter lever	levier excentrique	10.5125.02	
7	Passschraube	screw	vis	0096250	(M8x10 H8x60UPS)
8	Taschenleiste	buckle bar	barre de poches	10.5144.019	
9	Klappe	flap	trappe	17.5761.33	
10	Messerwelle	slitter shaft	abre de coupe	15.5300.10	
11	Falzwalze	fold roller	cylindre	17.5300.06	
12	Halteplatte	holder	support	10.6344.01	
13	Transportrolle	transport roller	roulette de transport	01.5339.00	
14	Bandwalze	tape roller	courroie	15.5300.12	
15	Halter	holder	support	5.0.5111.010	
16	Welle	shaft	arbre	1.0.5325.091	
17	Kugellager	ball bearing	roulement	00109652	(6002-2Z DIN625)
18	Flansch	flange	bride	1.0.5312.300	
19	Kupplungsstück	coupling piece	pièce d'accouplement	3.0.5326.030	
20	Kupplung	coupling	accouplement	3.0.5226.010	
21	Federring	circlips	frein	3.0.5283.010	
22	Kupplungstück	coupling piece	pièce d'accouplement	35.5226.03	
23	Zylinderschraube	cylinder screw	vis cylindrique	0089045.5	(M8x40 DIN912)

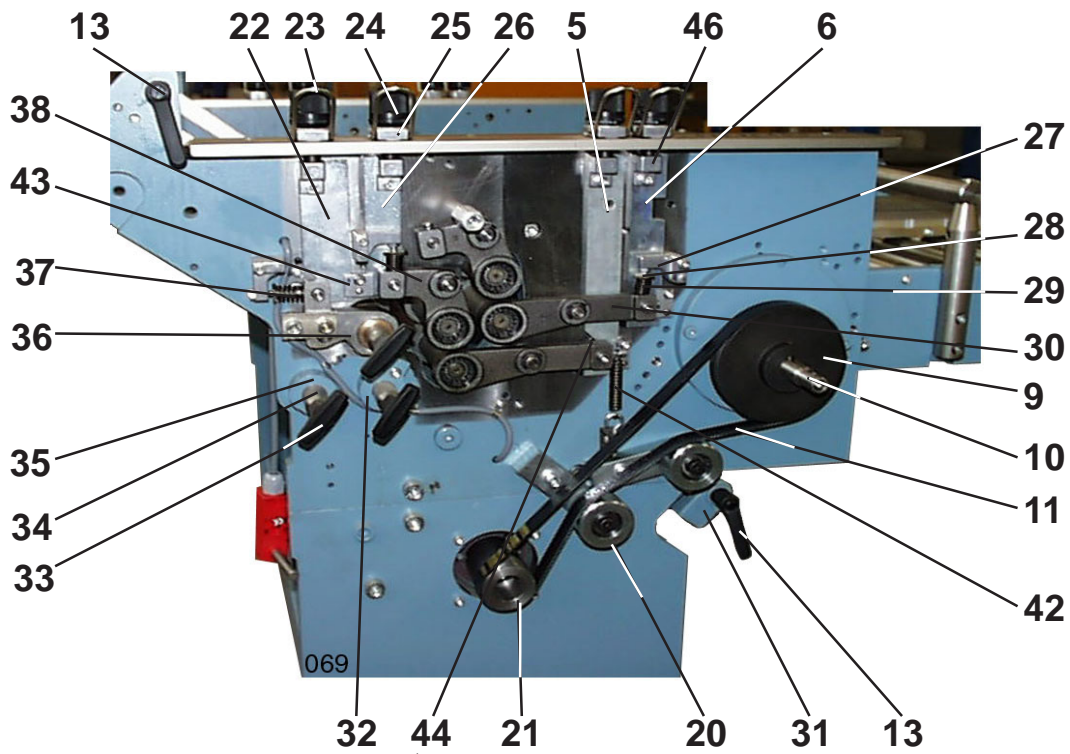
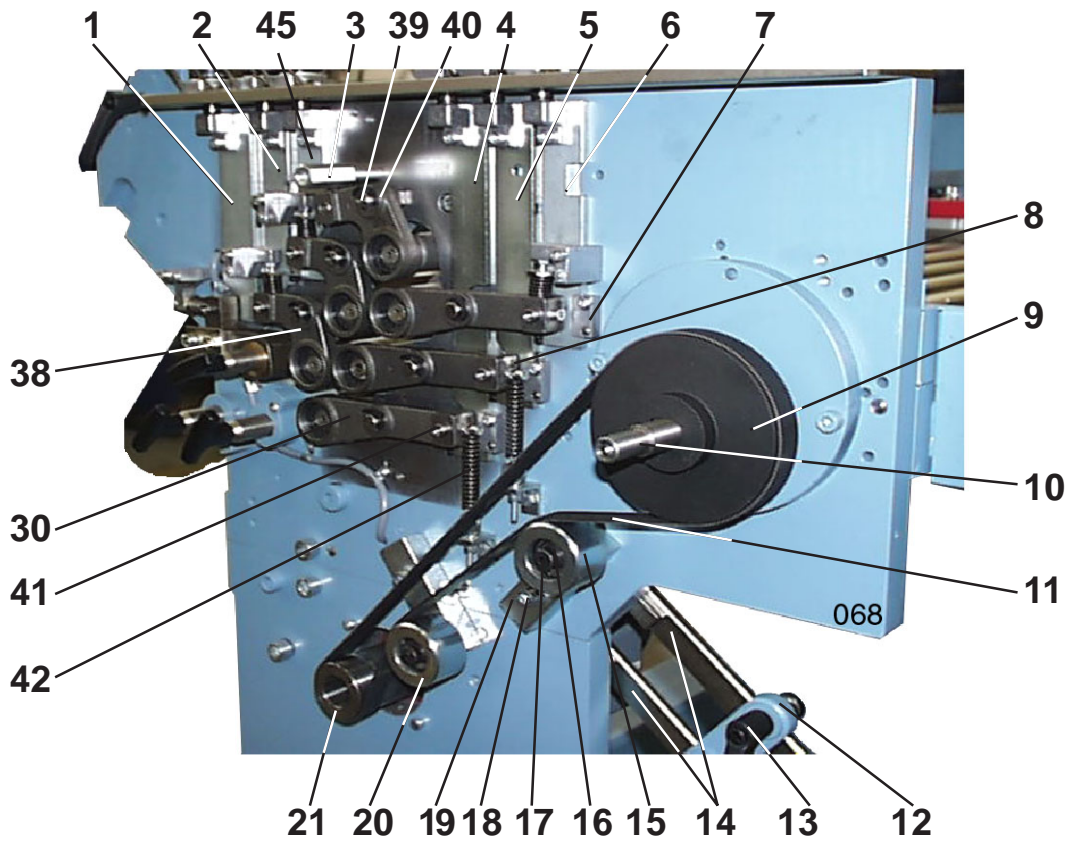
Pos.16-19
 Lagerflansch Kpl.

Pos.16-19
 bearing flange cpl.

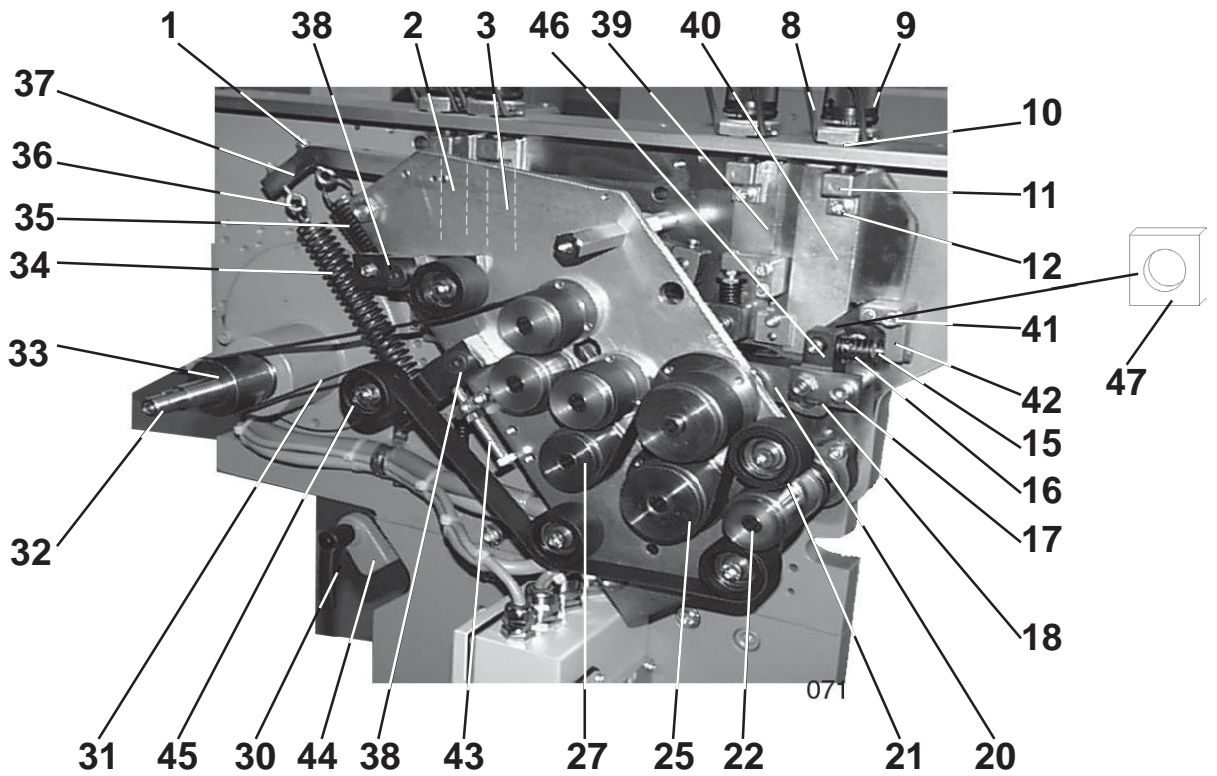
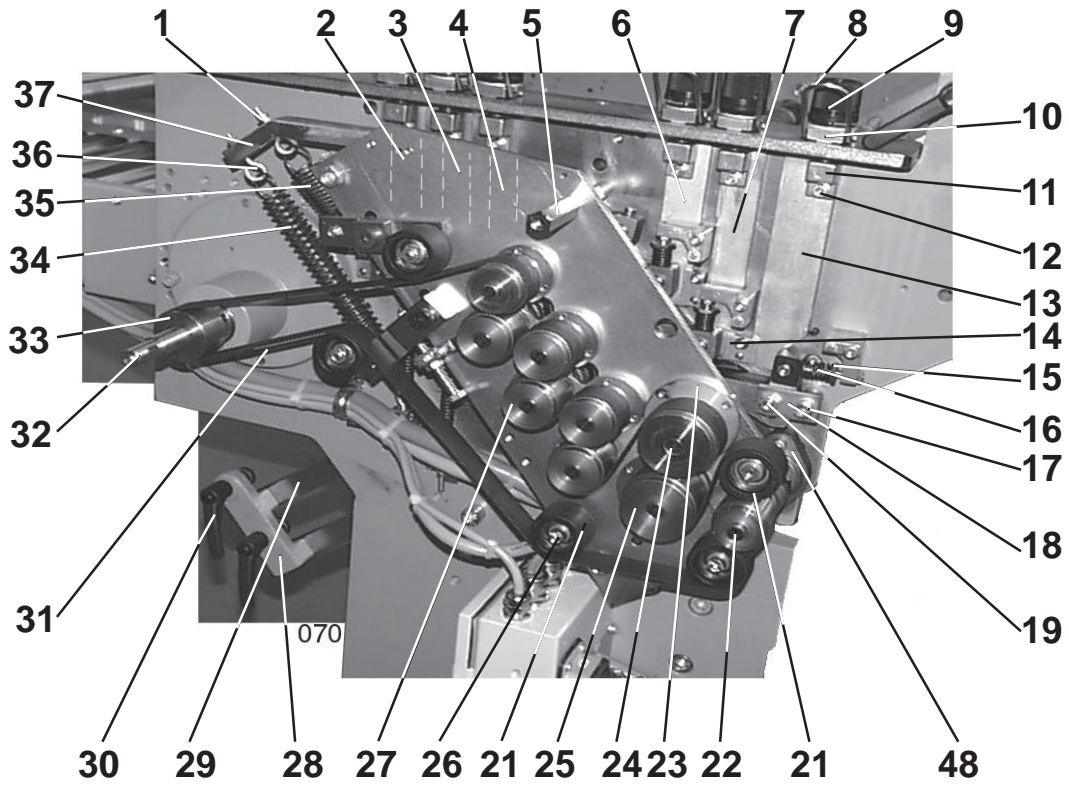
Pos.16-19
 bride cpl.

35.5300.45





1(*)	Stellstück	adjustment piece	pièce de réglage	17.5444.10	
2(*)	Stellstück	adjustment piece	pièce de réglage	17.5444.05	
3	Bolzen	bolt	axe	35.5125.00	
4(*)	Stellstück	adjustment piece	pièce de réglage	17.5444.06	
5	Stellstück	adjustment piece	pièce de réglage	17.5444.03	
6	Stellstück	adjustment piece	pièce de réglage	17.5444.00	
7	Halter	holder	support	1.0.5444.310	
8	Zylinderschraube	cylinder screw	vis cylindrique	0088682.5	(M5x20 DIN912)
9	Keilrillenscheibe	pulley	poulie	1.0.5233.020	
10	Welle	shaft	arbre	17.5221.04	
11	Poly-V-Riemen (4 Ta)	poly-V-belt (4 buckle)	courroie-poly-V (4 poches)	00107848	(430 J8-1092LW)
	Poly-V-Riemen (2 Ta)	poly-V-belt (2 buckle)	courroie-poly-V (2 poches)	00107565	(380 J8 965LW)
12	Klemmplatte (4Ta)	clamping plate (4 buckle)	tôle de blocage (4 poches)	17.5100.211	
13	Excenterhebel	excenter lever	levier excentrique	10.5125.02	
14	Taschenleiste Kpl.	buckle bar cpl.	barre de poches cpl.	17.5100.207	
15	Rolle	roller	roulette	1.0.5232.380	
16	Banspannrollenlager	bearing	roulement	00111977	(F80-491)
17	Zylinderschraube	cylinder screw	vis cylindrique	0089037.5	(M8x35 DIN912)
18	Zylinderschraube	cylinder screw	vis cylindrique	0089011.5	(M8x30 DIN912)
19	Riemenspanner	belt tension lever	levier de tendeur	3.0.6243.100	
20	Riemenspanner	belt tension lever	levier de tendeur	17.5200.52	
21	Keilrillenscheibe	pulley	poulie	1.0.5233.011	
22(**)	Stellstück	adjustment piece	pièce de réglage	17.5444.11	
23	Abdrückbügel	hoop	fourchette	2.0.5486.010	
24	Griff mit Skalenring	grip with scaled ring	poignée cpl.	1.0.5416.320/1.0.5416.330	
25	Druckstück	pressure piece	pièce de pression	1.0.5415.320	
26(**)	Stellstück	adjustment piece	pièce de réglage	17.5444.02	
27	Halter	holder	support	1.0.5415.310	
28	Bolzen	bolt	axe	5.0.5325.061	
29	Druckfeder	spring	ressort	50 480 080	
30	Walzenhebel	lever	levier	17.5311.01	
31	Klemmplatte (2Ta)	clamping plate (2 buckle)	tôle de blocage (2 poches)	17.5100.210	
32	Steckachse Kpl.	bearing plug cpl.	axe avec bride cpl.	10.5300.06	(GN 563-55-M8)
33	Griff-T	grip	poignée	00100260	
34	Steckachse	bearing plug	axe	5.0.5325.050	
35	Lagerbuchse	bearing bush	douille de palier	5.0.5312.102	
36	Lagerhebel Kpl.	bearing lever cpl.	levier cpl.	15.5300.14	
37	Feder	spring	ressort	50 480 080	
38	Walzenhebel	bearing lever	levier	17.5311.00	
39	Bolzen	bolt	axe	1.0.5325.360	
40	Kl-Sicherung	circlips	frein	00101592	(12 SXN 09-R)
41	Bolzen	bolt	axe	1.0.5325.011	
42	Zugfeder	spring	ressort	00102699	(Z-130 M)
43	Halter	holder	support	1.0.5444.300	
44	Gleitstein	gliding piece	pièce de glissère	1.0.5326.020	
45(*)	Stellstück	adjustment piece	pièce de réglage	17.5444.01	
46	Stellstück	adjustment piece	pièce de réglage	1.0.5415.300	
(*)	nur 4 Taschenausführung	only 4 buckle units	seulement 4 poches		
(**)	nur 2 Taschenausführung	only 2 buckle units	seulement 2 poches		



1	Mutter	nut	ecrou	0090845.5	(M5 DIN934)
2	Stellstück	adjustment piece	pièce de réglage	17.5444.00	
3	Stellstück	adjustment piece	pièce de réglage	17.5444.03	
4(*)	Stellstück	adjustment piece	pièce de réglage	17.5444.06	
5	Mutter	nut	ecrou	10.5129.01	
6(*)	Stellstück	adjustment piece	pièce de réglage	17.5444.01	
7(*)	Stellstück	adjustment piece	pièce de réglage	17.5444.05	
8	Abdrückbügel	hoop	fourchette	2.0.5486.010	
9	Griff mit Skalenring	grip with scaled ring	poignée cpl.	1.0.5416.320/1.0.5416.330	
10	Druckstück	pressure piece	pièce de pression	1.0.5415.320	
11	Stellstück	adjustment piece	pièce de réglage	1.0.5415.300	
12	Zylinderschraube	cylinder screw	vis cylindrique	0088799.5	(M6x12 DIN912)
13(*)	Stellstück	adjustment piece	pièce de réglage	17.5444.10	
14	Lasche	holder	support	1.0.5444.300	
15	Bolzen	bolt	axe	5.0.5325.061	
16	Druckfeder	spring	ressort	50 480 080	
17	Zylinderschraube	cylinder screw	vis cylindrique	0089045.5	(M8x40 DIN912)
18	Halteplatte	holder	support	10.6344.01	
19	Gewindestift	screw	vis	0089698.5	(M8x12 DIN913)
20	Lagerhebel Kpl.	bearing lever cpl.	levier cpl.	35.5300.42	
21	Bandspannrolle	tape roller	roulement	00111781	(F56.202)
22	Kupplung Kpl.	coupling cpl.	accouplement cpl.	17.5200.122	
23	Lagerflansch	bearing block	palier	17.5227.09	
24	Wasserpumpenlager	bearing lever	roulement	00110215	(374.512)
25	Riemenscheibe	pulley	poulie	17.5232.19	
26	Zylinderschraube	cylinder screw	vis cylindrique	0089078.5	(M8x50 DIN912)
27	Kupplung Kpl.	coupling cpl.	accouplement cpl.	17.5200.120	
28	Klemmplatte (4Ta)	clamping plate (4 buckle)	tôle de blocage (4 poches)	17.5100.211	
29	Taschenleiste Kpl.	buckle bar cpl.	barre de poches cpl.	17.5100.208	
30	Excenterhebel	excenter lever	levier excentrique	10.5125.02	
31	Band (4Ta)	tape (4 buckle)	courroie (4 poches)	00106289	(NE 17 25x2010)
	Band (2Ta)	tape (2 buckle)	courroie (2 poches)	00106279	(NE 17 25x1750)
32	Welle	shaft	arbre	17.5232.21	
33	Riemenscheibe	pulley	poulie	17.5232.21	
34	Feder	spring	ressort	00102753	(Z155 I)
35	Feder	spring	ressort	00102752	(Z151 I)
36	Ringschraube	ring screw	vis de gague	0101428.5	(M5x30)
37	Halter	holder	support	15.5253.00	
38(**)	Paßschraube	screw	vis	00096263	(M10x12H8x20 UPS)
39(**)	Stellstück	adjustment piece	pièce de réglage	17.5444.02	
40	Stellstück	adjustment piece	pièce de réglage	17.5444.11	
41	Zylinderschraube	cylinder screw	vis cylindrique	0088880.5	(M6x45 DIN912)
42	Halter	holder	support	1.0.5415.310	
43	Sechskantschraube	hexagon screw	vis à six pans	0090555.5	(M8x50 DIN933)
44	Klemmplatte	clamping plate	tôle de blocage	17.5100.210	
45	Bandspannrolle	tape roller	roulement	00111781	(F56.202)
46	Lagerhebel Kpl.	bearing lever cpl.	levier cpl.	35.5300.42	
47	Gleitstein	gliding piece	pièce de glissère	1.0.5326.020	
48	Lagerflansch Kpl.	bearing block cpl.	bride cpl.	35.5300.45	

(*) nur 4 Taschen
ausführung

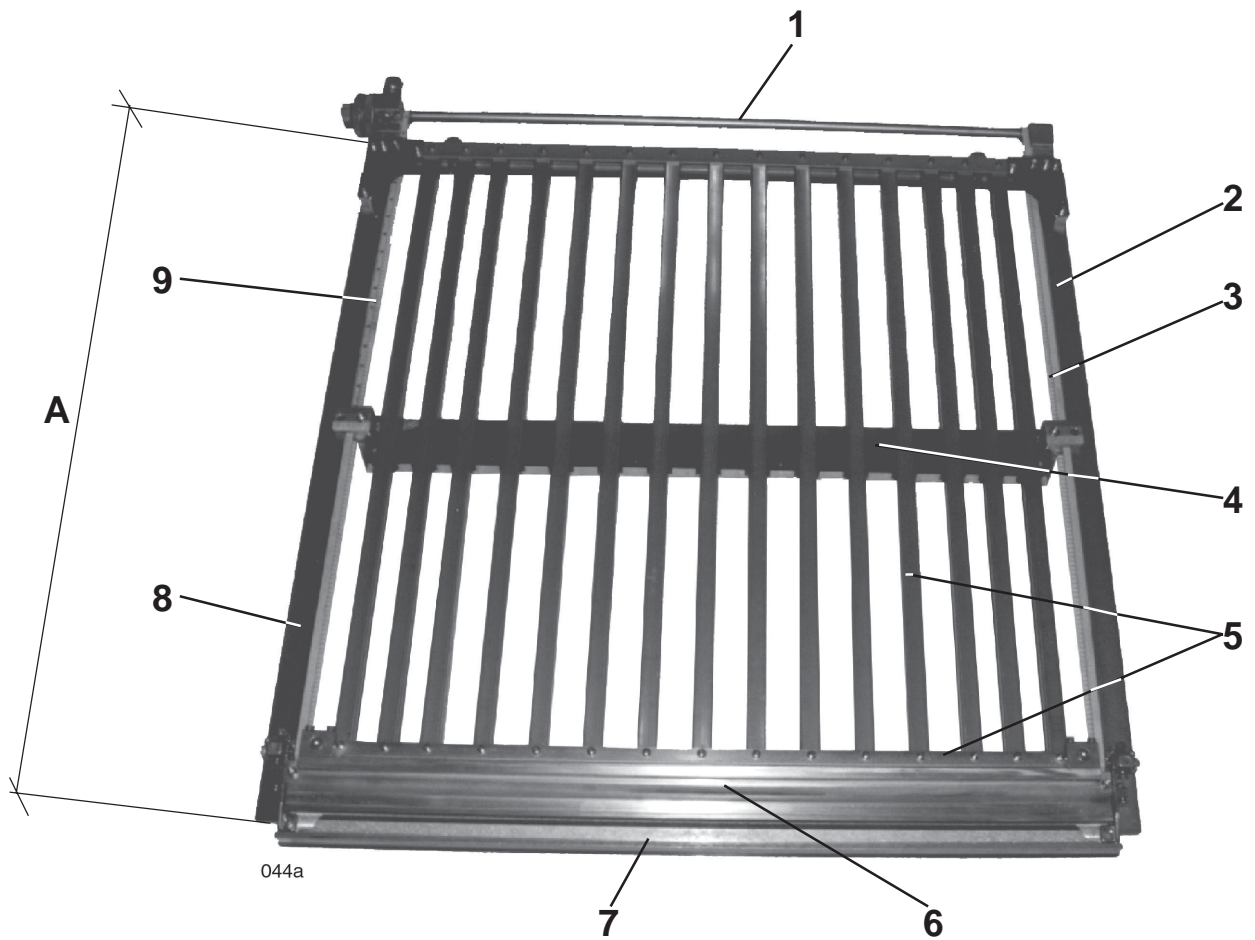
(**) nur 2 Taschen
ausführung

Pos.23-25
Kupplung Kpl.

Pos.23-25
coupling cpl.

Pos.23-25
accouplement cpl.

17.5200.121

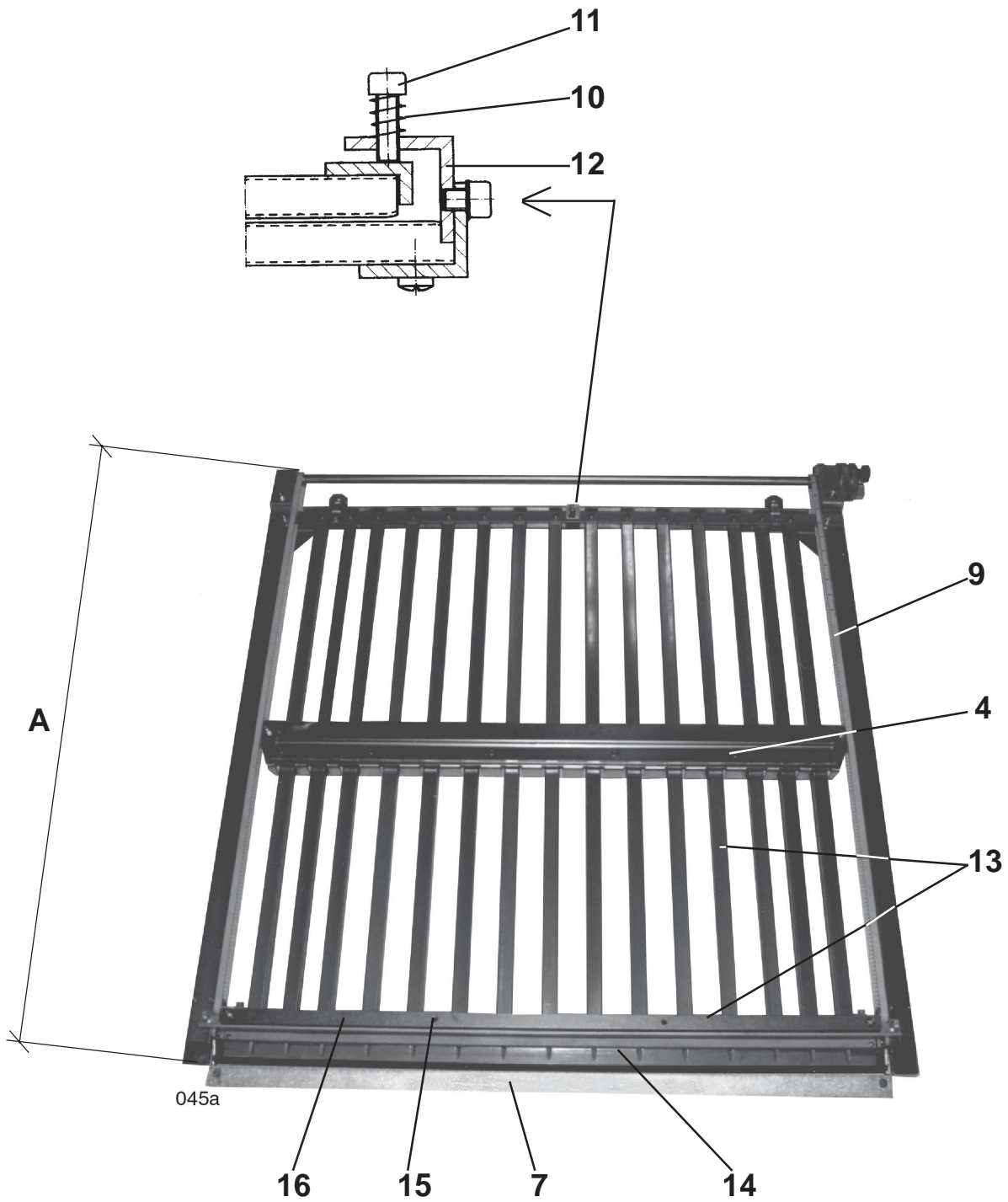


1	Welle	shaft	arbre	T700	17.5621.00
				T800.1	17.5621.15
2	Längsholm	bar	barre	T700/800.1 FWI/unit I/ groupe I	T700/800.1 FW II/ unit II/ groupe II
				No. 1.1 (A=828) - 17.5641.05	No. 2.1 (A=828) - 17.5641.05
				No. 2.1 (A=828) - 17.5641.05	No. 2.2 (A=618) - 17.5641.07
				No. 1.3 (A=618) - 17.5641.07	No. 2.3 (A=618) - 17.5641.07
				No. 4.1 (A=618) - 17.5641.07	No. 4.2 (A=618) - 17.5641.07
				No. 1.5 (A=618) - 17.5641.07	No. 2.5 (A=618) - 17.5641.07
				No. 6.1 (A=618) - 17.5641.07	No. 6.2 (A=618) - 17.5641.07
3	Zahnriemen ohne „mm“ Scala	timing belt without „mm“ scale	courroie dentée sans échelle graduée „mm“	T700/800.1 FWI/unit I/ groupe I	T700/800.1 FW II/ unit II/ groupe II
				No. 1.1 - 10.5673.24 (1640 mm lg)	No. 2.1 - 10.5673.24 (1640 mm lg)
				No. 2.1 - 10.5673.24 (1640 mm lg)	No. 2.2 - 10.5673.25 (1220 mm lg)
				No. 1.3 - 10.5673.25 (1220 mm lg)	No. 2.3 - 10.5673.25 (1220 mm lg)
				No. 4.1 - 10.5673.25 (1220 mm lg)	No. 4.2 - 10.5673.25 (1220 mm lg)
				No. 1.5 - 10.5673.25 (1220 mm lg)	No. 2.5 - 10.5673.25 (1220 mm lg)
				No. 6.1 - 10.5673.25 (1220 mm lg)	No. 6.2 - 10.5673.25 (1220 mm lg)
4	Anschlag	sheet stop	butée	T700	17.5600.91(*)
				T800.1	17.5600.340 (78cm)
5	Taschenoberteil	buckle part top	poche du haut	T700 FWI/unit I/ groupe I	T700 FW II/ unit II/ groupe II (*)
				No. 1.1 - 17.5600.31	No. 2.1 - 17.5600.31
				No. 2.1 - 17.5600.31	No. 2.2 - 17.5600.32
				No. 1.3 - 17.5600.32	No. 2.3 - 17.5600.32
				No. 4.1 - 17.5600.32	No. 4.2 - 17.5600.32
				No. 1.5 - 17.5600.32	No. 2.5 - 17.5600.32
				No. 6.1 - 17.5600.32	No. 6.2 - 17.5600.32
				T800.1 FWI/unit I/ groupe I	T800.1 FW II/ unit II/ groupe II (78cm)
				No. 1.1 - 17.5600.337	No. 2.1 - 17.5600.337
				No. 2.1 - 17.5600.337	No. 2.2 - 17.5600.338
				No. 1.3 - 17.5600.338	No. 2.3 - 17.5600.338
				No. 4.1 - 17.5600.338	No. 4.2 - 17.5600.338
				No. 1.5 - 17.5600.338	No. 2.5 - 17.5600.338
				No. 6.1 - 17.5600.338	No. 6.2 - 17.5600.338
6	Einlauf oben	top plate lip	pièce d'introduction du haut	T700 FWI/unit I/ groupe I	T700 FW II/ unit II/ groupe II (*)
				No. 1.1 - 17.5651.07	No. 2.1 - 17.5651.08
				No. 2.1 - 17.5651.07	No. 2.2 - 17.5651.08
				No. 1.3 - 17.5651.08	No. 2.3 - 17.5651.08
				No. 4.1 - 17.5651.08	No. 4.2 - 17.5651.08
				No. 1.5 - 17.5651.08	No. 2.5 - 17.5651.08
				No. 6.1 - 17.5651.08	No. 6.2 - 17.5651.08
				T800.1 FWI/unit I/ groupe I	T800.1 FW II/ unit II/ groupe II (78cm)
				No. 1.1 - 17.5651.61	No. 2.1 - 17.5651.62
				No. 2.1 - 17.5651.61	No. 2.2 - 17.5651.62
				No. 1.3 - 17.5651.62	No. 2.3 - 17.5651.62
				No. 4.1 - 17.5651.62	No. 4.2 - 17.5651.62
				No. 1.5 - 17.5651.62	No. 2.5 - 17.5651.62
				No. 6.1 - 17.5651.62	No. 6.2 - 17.5651.62
7	Bogenweiche	deflector	deviation	T700	17.5651.12
				T800.1	17.5651.59
8	Längsholm	bar	barre	T700/800.1 FWI/unit I/ groupe I	T700/800.1 FW II/ unit II/ groupe II
				No. 1.1 (A=828) - 17.5641.04	No. 2.1 (A=828) - 17.5641.04
				No. 2.1 (A=828) - 17.5641.04	No. 2.2 (A=618) - 17.5641.06
				No. 1.3 (A=618) - 17.5641.06	No. 2.3 (A=618) - 17.5641.06
				No. 4.1 (A=618) - 17.5641.06	No. 4.2 (A=618) - 17.5641.06
				No. 1.5 (A=618) - 17.5641.06	No. 2.5 (A=618) - 17.5641.06
				No. 6.1 (A=618) - 17.5641.06	No. 6.2 (A=618) - 17.5641.06


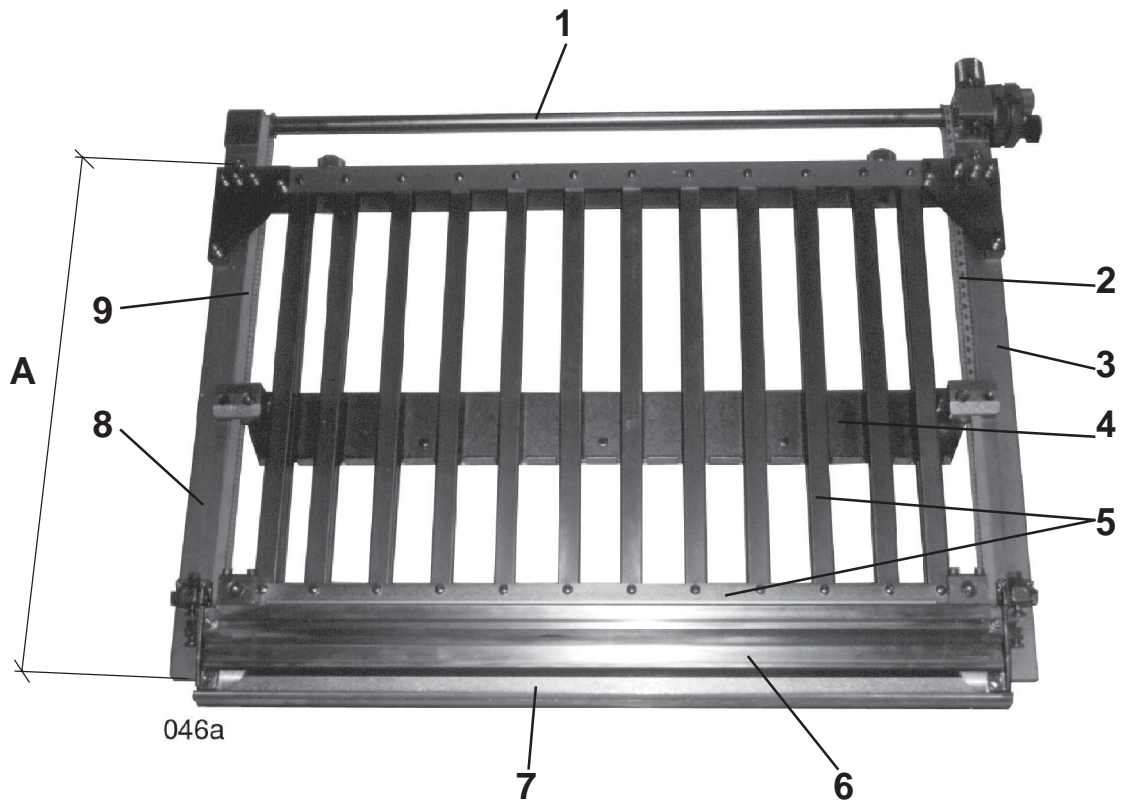
(*) auch FWII-T800.1
 mit 68cm max.
 Arbeitsbreite

also 8-page unit
 T800.1 with 68cm.
 max. sheet size

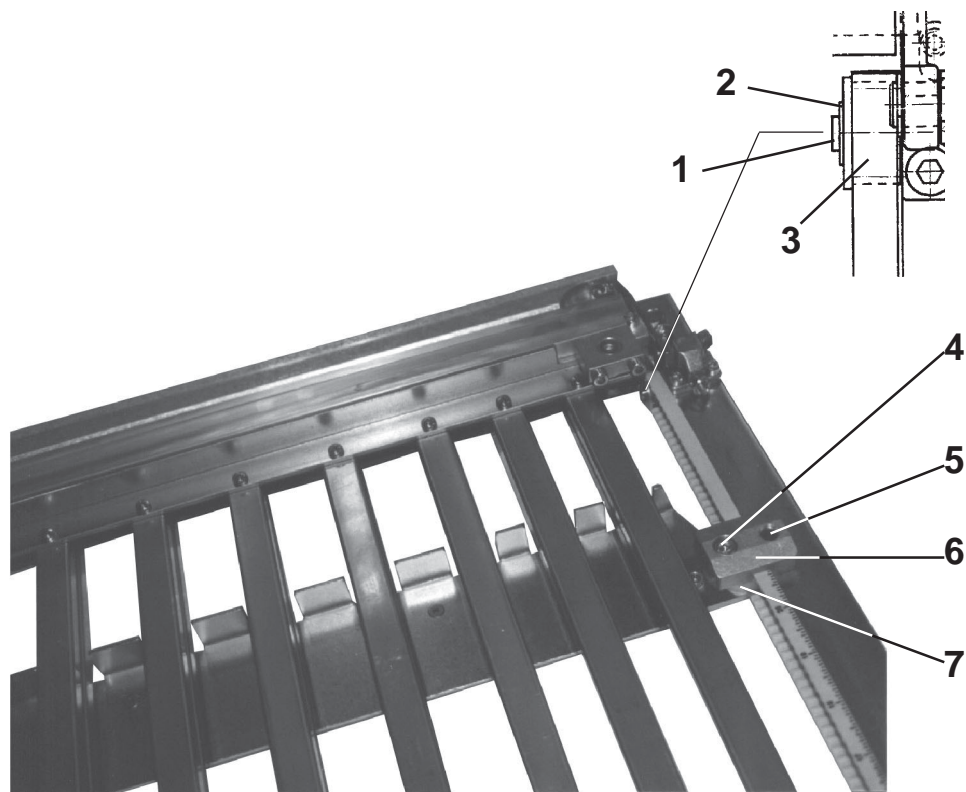
aussi groupe II - T800.1
 avec largeur max. 68cm



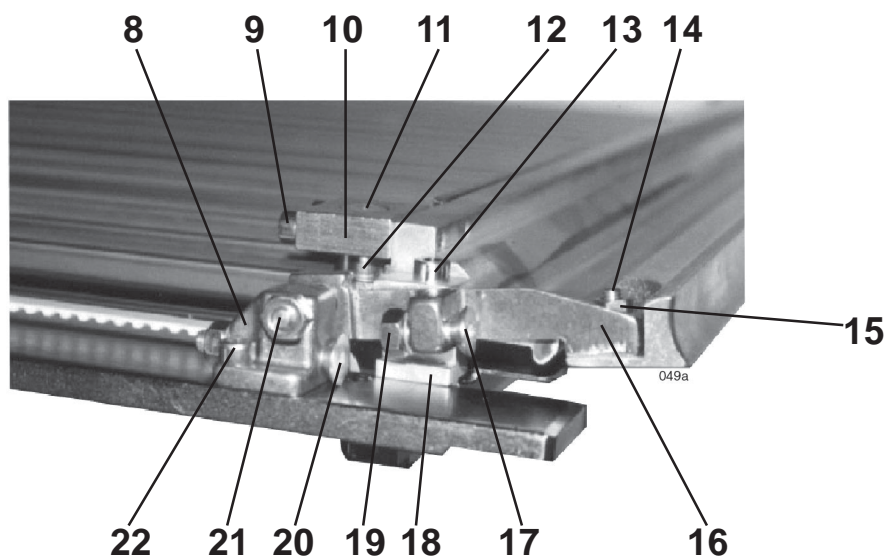
9 Zahnriemen mit „mm“ Scala	timing belt with scale „mm“ T700/800.1 FWI/unit I/ groupe I No. 1.1 - 17.5673.04 (1640 mm lg) No. 2.1 - 17.5673.05 (1640 mm lg) No. 1.3 - 17.5673.06 (1220 mm lg) No. 4.1 - 17.5673.07 (1220 mm lg) No. 1.5 - 17.5673.06 (1220 mm lg) No. 6.1 - 17.5673.07 (1220 mm lg)	courroie dentée avec échelle graduée „mm“ T700/800.1 FW II/ unit II/ groupe II No. 2.1 - 17.5673.04 (1640 mm lg) No. 2.2 - 17.5673.07 (1220 mm lg) No. 2.3 - 17.5673.06 (1220 mm lg) No. 4.2 - 17.5673.07 (1640 mm lg) No. 2.5 - 17.5673.06 (1220 mm lg) No. 6.2 - 17.5673.07 (1220 mm lg)	
10 Feder	spring	ressort	00102681 (D128)
11 Zylinderschraube	cylinder screw	vis cylindrique	0088666.5 (M5x16 DIN912)
12 Winkel	holder	support	10.5653.20
13 Taschenunterteil Kpl.	buckle part below cpl. T700 FWI/unit I/ groupe I No. 1.1 - 17.5600.81 No. 2.1 - 17.5600.240 No. 1.3 - 17.5600.82 No. 4.1 - 17.5600.82 No. 1.5 - 17.5600.82 No. 6.1 - 17.5600.82	poches du bas cpl. T700 FW II/ unit II/ groupe II (*) No. 2.1 - 17.5600.81 No. 2.2 - 17.5600.82 No. 2.3 - 17.5600.82 No. 4.2 - 17.5600.82 No. 2.5 - 17.5600.82 No. 6.2 - 17.5600.82	
	T800.1 FWI/unit I/ groupe I No. 1.1 - 17.5600.310 No. 2.1 - 17.5600.311 No. 1.3 - 17.5600.312 No. 4.1 - 17.5600.312 No. 1.5 - 17.5600.312 No. 6.1 - 17.5600.312	T800.1 FW II/ unit II/ groupe II (78cm) No. 2.1 - 17.5600.310 No. 2.2 - 17.5600.312 No. 2.3 - 17.5600.312 No. 4.2 - 17.5600.312 No. 2.5 - 17.5600.312 No. 6.2 - 17.5600.312	
14 Einlauf unten Kpl.	bottom plate lip cpl. T700 FWI/unit I/ groupe I No. 1.1 - 17.5600.88 No. 2.1 - 17.5600.225 No. 1.3 - 17.5600.225 No. 4.1 - 17.5600.225 No. 1.5 - 17.5600.225 No. 6.1 - 17.5600.225	pièce d'introduction de bas cpl. T700 FW II/ unit II/ groupe II (*) No. 2.1 - 17.5600.88 No. 2.2 - 17.5600.225 No. 2.3 - 17.5600.225 No. 4.2 - 17.5600.225 No. 2.5 - 17.5600.225 No. 6.2 - 17.5600.225	
	T800 FWI/unit I/ groupe I No. 1.1 - 17.5600.316 No. 2.1 - 17.5600.317 No. 1.3 - 17.5600.317 No. 4.1 - 17.5600.317 No. 1.5 - 17.5600.317 No. 6.1 - 17.5600.317	T800 FW II/ unit II/ groupe II (78cm) No. 2.1 - 17.5600.316 No. 2.2 - 17.5600.317 No. 2.3 - 17.5600.317 No. 4.2 - 17.5600.317 No. 2.5 - 17.5600.317 No. 6.2 - 17.5600.317	
15 Gewindestift	screw	vis	0089615.5 (M6x10 DIN913)
16 Verstärkungsleiste	reinforcing bar	barre de renforcement	T700 17.5641.00 T800.1 17.5641.16
(*) auch FWII-T800.1 mit 68cm max. Arbeitsbreite	also 8-page unit T800.1 with 68cm max. sheet size	aussi groupe II - T800.1 avec largeur max. 68cm	



1	Stange	bar	barre	10.5621.04
2	Zahnriemen mit „mm“ Scala	timing belt with scale „mm“	courroie dentée avec échelle graduée „mm“	T700/800.1 FW III/ unit III/ groupe III No. 3.1 - 17.5673.06 (1220 mm lg) No. 2.3 - 17.5673.14 (940 mm lg) No. 3.3 - 17.5673.06 (1220 mm lg) No. 4.3 - 17.5673.14 (940 mm lg)
3	Längsholm	bar	barre	T700/800.1 FW IV/ unit IV/ groupe IV No. 4.1 - 17.5641.12 (940 mm lg) No. 2.4 - 17.5673.16 (840 mm lg)
4	Anschlag	sheet stop	butée	10.5600.81
5	Taschenoberteil Kpl.	buckle part top cpl.	poche du haut	T700/800.1 FW III/ unit III/ groupe III No. 3.1 - 17.5600.35 No. 2.3 - 17.5600.36 No. 3.3 - 17.5600.35 No. 4.3 - 17.5600.36
6	Einlauf oben	top plate lip	pièce d'introduction du haut	17.5651.11
7	Bogenweiche	deflector	deviation	10.5651.30
8	Längsholm	bar	barre	T700/800.1 FW IV/ unit IV/ groupe IV No. 4.1 - 10.5641.08 (A=478) No. 2.4 - 17.5641.10 (A=428)
9	Zahnriemen ohne Scala	timing belt without scale	courroie dentée sans échelle graduée	T700/800.1 FW III/ unit III/ groupe III No. 3.1 - 10.5673.25 (1220 mm lg) No. 2.3 - 10.5673.28 (940 mm lg) No. 3.3 - 10.5673.25 (1220 mm lg) No. 4.3 - 10.5673.28 (940 mm lg)
10	Taschenunterteil Kpl.	buckle part below cpl.	poches du bas cpl.	T700/800.1 FW IV/ unit IV/ groupe IV No. 4.1 - 17.5600.85 No. 2.4 - 17.5600.87
11	Gewindestift	screw	vis	0089615.5 (M6x10 DIN913)
12	Verstärkungsleiste	reinforcing bar	barre de renforcement	17.5641.02

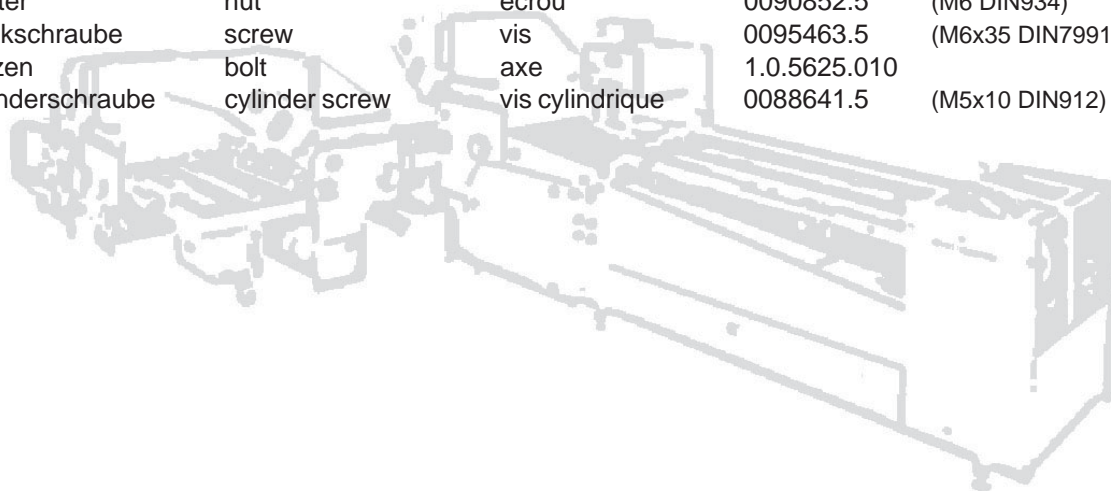


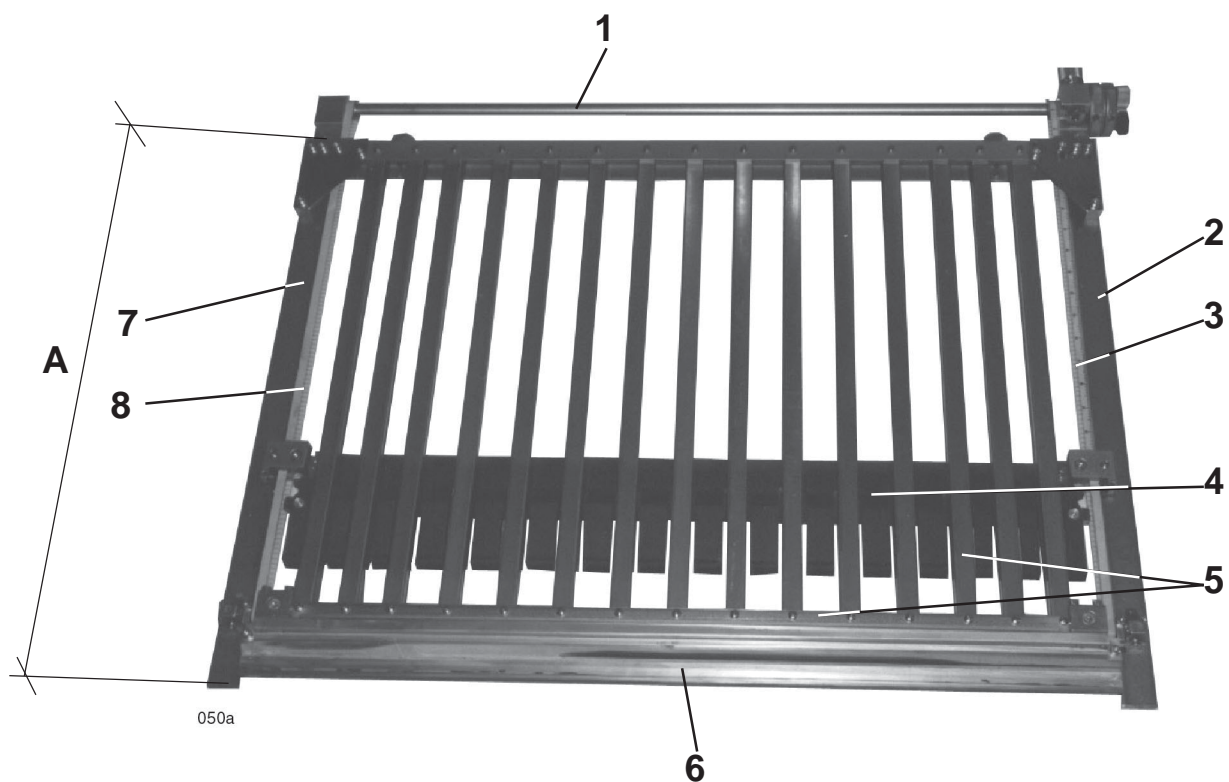
048a



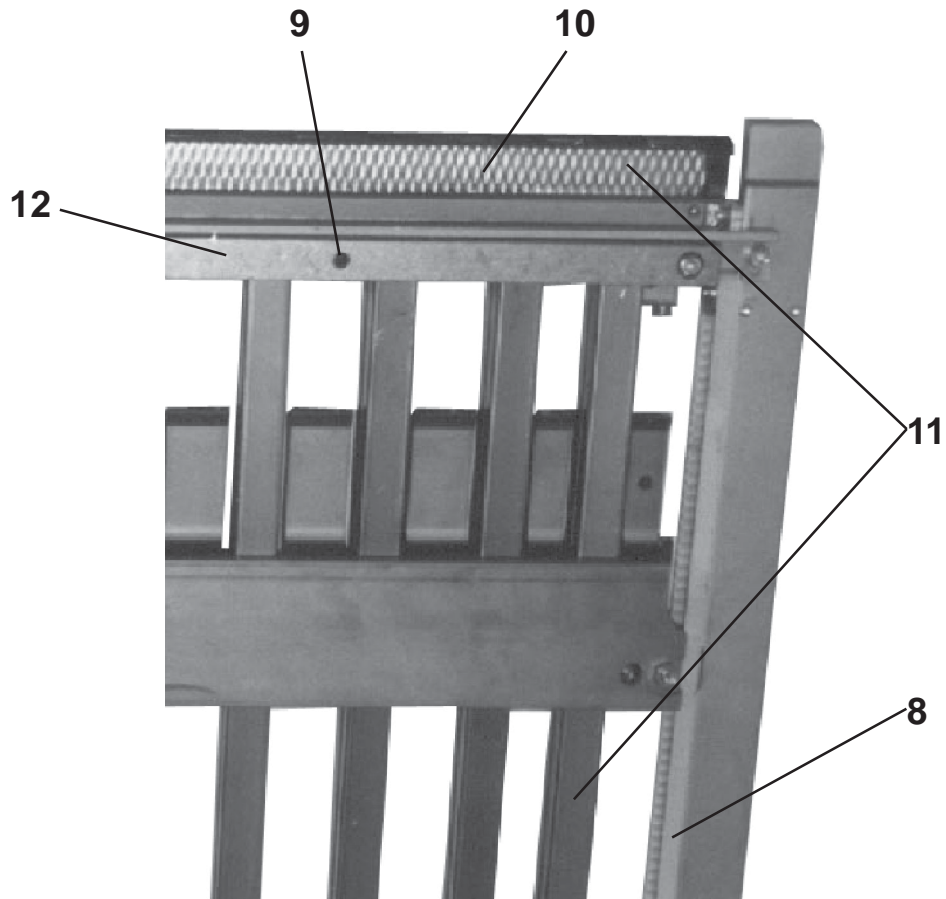
049a

1	Paßkerbstift	notched set pin	goupille cannelée	0092718.5	(B6x28 DIN1469)
2	Sicherungscheibe	circlips	frein	0094185.5	(5 DIN6799)
3	Zahnrad	tooth belt wheel	courroie dentée	2.0.5636.020	
4	Zylinderschraube	cylinder screw	vis cylindrique	0088856.5	(M6x30 DIN 912)
5	Stellschraube	adjustment screw	vis de réglage	50 370 040	
6	Klemmstück	clamping piece	pièce de réglage	10.5644.01	
7	Beilage	distance	distance	2.0.5644.051	
8	Lagerbock	bearing block	palier	1.0.5615.010	
9	Zylinderschraube	cylinder screw	vis cylindrique	0088724.5	(M5x35 DIN912)
10	Halter	holder	support	10.5644.06	
11	Senkschraube	screw	vis	0095448.5	(M6x25 DIN7991)
12	Feder	spring	ressort	0102835	(D191)
13	Zylinderschraube	cylinder screw	vis cylindrique	0088666.5	(M5x16 DIN912)
14	Senkschraube	screw	vis	0095323.5	(M5x16 DIN7991)
15	Mutter	nut	ecrou	0090845.5	(M5 DIN934)
16	Hebel (Bild)	lever (picture)	levier (photo)	1.0.5615.030	
	Hebel (Gegenseite)	lever (opposite)	levier (opposé)	1.0.5615.020	
17	Senkschraube	screw	vis	0095422.5	(M6x20 DIN7991)
18	Halter	holder	support	17.5644.01	
19	Mutter	nut	ecrou	0090852.5	(M6 DIN934)
20	Senkschraube	screw	vis	0095463.5	(M6x35 DIN7991)
21	Bolzen	bolt	axe	1.0.5625.010	
22	Zylinderschraube	cylinder screw	vis cylindrique	0088641.5	(M5x10 DIN912)





1	Stange	bar	barre	T700	17.5621.00
				T800.1	17.5621.10
2	Längsholm	bar	barre	T700/800.1 FWI/unit I/ groupe I	T700/800.1 FW II/ unit II/ groupe II
				No. 1.1 (A=828) - 17.5641.04	No. 2.1 (A=828) - 17.5641.04
				No. 2.1 (A=828) - 17.5641.04	No. 2.2 (A=618) - 17.5641.06
				No. 1.3 (A=618) - 17.5641.06	No. 2.3 (A=618) - 17.5641.06
				No. 4.1 (A=618) - 17.5641.06	No. 4.2 (A=618) - 17.5641.06
				No. 1.5 (A=618) - 17.5641.06	No. 2.5 (A=618) - 17.5641.06
				No. 6.1 (A=618) - 17.5641.06	No. 6.2 (A=618) - 17.5641.06
3	Zahnriemen mit „mm“ Scala	timing belt with scale „mm“	courroie dentée avec échelle graduée „mm“	T700/800.1 FWI/unit I/ groupe I	T700/800.1 FW II/ unit II/ groupe II
				No. 1.1 - 10.5673.16 (1640 mm lg)	No. 2.1 - 10.5673.16 (1640 mm lg)
				No. 2.1 - 10.5673.17 (1640 mm lg)	No. 2.2 - 10.5673.19 (1220 mm lg)
				No. 1.3 - 10.5673.18 (1220 mm lg)	No. 2.3 - 10.5673.18 (1220 mm lg)
				No. 4.1 - 10.5673.19 (1220 mm lg)	No. 4.2 - 10.5673.19 (1220 mm lg)
				No. 1.5 - 10.5673.18 (1220 mm lg)	No. 2.5 - 10.5673.18 (1220 mm lg)
				No. 6.1 - 10.5673.19 (1220 mm lg)	No. 6.2 - 10.5673.19 (1220 mm lg)
4	Anschlag	sheet stop	butée	T700	17.5651.05 (*)
				T800 .1	17.5651.60
5	Taschenoberteil Kpl.	buckle part top cpl.	poche part du haut	T700 FWI/unit I/ groupe I	T700 FW II/ unit II/ groupe II (*)
				No. 1.1 - 17.5600.31	No. 2.1 - 17.5600.31
				No. 2.1 - 17.5600.31	No. 2.2 - 17.5600.32
				No. 1.3 - 17.5600.32	No. 2.3 - 17.5600.32
				No. 4.1 - 17.5600.32	No. 4.2 - 17.5600.32
				No. 1.5 - 17.5600.32	No. 2.5 - 17.5600.32
				No. 6.1 - 17.5600.32	No. 6.2 - 17.5600.32
				T800.1 FWI/unit I/ groupe I	T800.1 FW II/ unit II/ groupe II (78cm)
				No. 1.1 - 17.5600.337	No. 2.1 - 17.5600.337
				No. 2.1 - 17.5600.337	No. 2.2 - 17.5600.338
				No. 1.3 - 17.5600.338	No. 2.3 - 17.5600.338
				No. 4.1 - 17.5600.338	No. 4.2 - 17.5600.338
				No. 1.5 - 17.5600.338	No. 2.5 - 17.5600.338
				No. 6.1 - 17.5600.338	No. 6.2 - 17.5600.338
6	Einlauf oben	top plate lip	pièce d'introduction du haut	T700 FWI/unit I/ groupe I	T700 FW II/ unit II/ groupe II (*)
				No. 1.1 - 17.5651.00	No. 2.1 - 17.5651.01
				No. 2.1 - 17.5651.00	No. 2.2 - 17.5651.01
				No. 1.3 - 17.5651.01	No. 2.3 - 17.5651.01
				No. 4.1 - 17.5651.01	No. 4.2 - 17.5651.01
				No. 1.5 - 17.5651.01	No. 2.5 - 17.5651.01
				No. 6.1 - 17.5651.01	No. 6.2 - 17.5651.01
				T800.1 FWI/unit I/ groupe I	T800.1 FW II/ unit II/ groupe II (78cm)
				No. 1.1 - 17.5651.63	No. 2.1 - 17.5651.64
				No. 2.1 - 17.5651.64	No. 2.2 - 17.5651.64
				No. 1.3 - 17.5651.64	No. 2.3 - 17.5651.64
				No. 4.1 - 17.5651.64	No. 4.2 - 17.5651.64
				No. 1.5 - 17.5651.64	No. 2.5 - 17.5651.64
				No. 6.1 - 17.5651.64	No. 6.2 - 17.5651.64
(*)	auch FWII-T800.1 mit 68cm max. Arbeitsbreite	also 8-page unit T800.1 with 68cm. max. sheet size	aussi groupe II - T800.1 avec largeur max. 68cm		





7	Längsholm	bar	barre		
		T700/800.1 FWI/unit I/ groupe I		T700/800.1 FW II/ unit II/ groupe II	
		No. 1.1 (A=828) - 17.5641.05		No. 2.1 (A=828) - 17.5641.05	
		No. 2.1 (A=828) - 17.5641.05		No. 2.2 (A=618) - 17.5641.07	
		No. 1.3 (A=618) - 17.5641.07		No. 2.3 (A=618) - 17.5641.07	
		No. 4.1 (A=618) - 17.5641.07		No. 4.2 (A=618) - 17.5641.07	
		No. 1.5 (A=618) - 17.5641.07		No. 2.5 (A=618) - 17.5641.07	
8	Zahnriemen ohne Scala	timing belt	courroie dentée		
		without scale	sans échelle graduée		
		T700/800.1 FWI/unit I/ groupe I		T700/800.1 FW II/ unit II/ groupe II	
		No. 1.1 - 10.5673.24 (1640 mm lg)		No. 2.1 - 10.5673.24 (1640 mm lg)	
		No. 2.1 - 10.5673.24 (1640 mm lg)		No. 2.2 - 10.5673.25 (1220 mm lg)	
		No. 1.3 - 10.5673.25 (1220 mm lg)		No. 2.3 - 10.5673.25 (1220 mm lg)	
		No. 4.1 - 10.5673.25 (1220 mm lg)		No. 4.2 - 10.5673.25 (1220 mm lg)	
9	Gewindestift	screw	vis	0089615.5	(M6x10 DIN913)
10	Einlauf unten Kpl.	bottom plate lip cpl.	pièce d'introduction de bas cpl.		
		T700 FWI/unit I/ groupe I		T700 FW II/ unit II/ groupe II(*)	
		No. 1.1 - 17.5600.45		No. 2.1 - 17.5600.45	
		No. 2.1 - 17.5600.233		No. 2.2 - 17.5600.233	
		No. 1.3 - 17.5600.233		No. 2.3 - 17.5600.233	
		No. 4.1 - 17.5600.233		No. 4.2 - 17.5600.233	
		No. 1.5 - 17.5600.233		No. 2.5 - 17.5600.233	
		No. 6.1 - 17.5600.233		No. 6.2 - 17.5600.233	
		T800.1 FWI/unit I/ groupe I		T800.1 FW II/ unit II/ groupe II(78cm)	
		No. 1.1 - 17.5600.147		No. 2.1 - 17.5600.334	
		No. 2.1 - 17.5600.334		No. 2.2 - 17.5600.335	
		No. 1.3 - 17.5600.335		No. 2.3 - 17.5600.335	
		No. 4.1 - 17.5600.335		No. 4.2 - 17.5600.335	
		No. 1.5 - 17.5600.335		No. 2.5 - 17.5600.335	
		No. 6.1 - 17.5600.335		No. 6.2 - 17.5600.335	
11	Taschenunterteil Kpl.	buckle part below cpl.	poches part du bas cpl.		
		T700 FWI/unit I/ groupe I		T700 FW II/ unit II/ groupe II (*)	
		No. 1.1 - 17.5600.38		No. 2.1 - 17.5600.38	
		No. 2.1 - 17.5600.237		No. 2.2 - 17.5600.39	
		No. 1.3 - 17.5600.39		No. 2.3 - 17.5600.39	
		No. 4.1 - 17.5600.39		No. 4.2 - 17.5600.39	
		No. 1.5 - 17.5600.39		No. 2.5 - 17.5600.39	
		No. 6.1 - 17.5600.39		No. 6.2 - 17.5600.39	
		T800.1 FWI/unit I/ groupe I		T800.1 FW II/ unit II/ groupe II (*)	
		No. 1.1 - 17.5600.328		No. 2.1 - 17.5600.328	
		No. 2.1 - 17.5600.329		No. 2.2 - 17.5600.330	
		No. 1.3 - 17.5600.330		No. 2.3 - 17.5600.330	
		No. 4.1 - 17.5600.330		No. 4.2 - 17.5600.330	
		No. 1.5 - 17.5600.330		No. 2.5 - 17.5600.330	
		No. 6.1 - 17.5600.330		No. 6.2 - 17.5600.330	
12	Verstärkungsleiste	reinforcing bar	barre de renforcement	T700	17.5641.00 (*)
				T800.1	17.5641.16

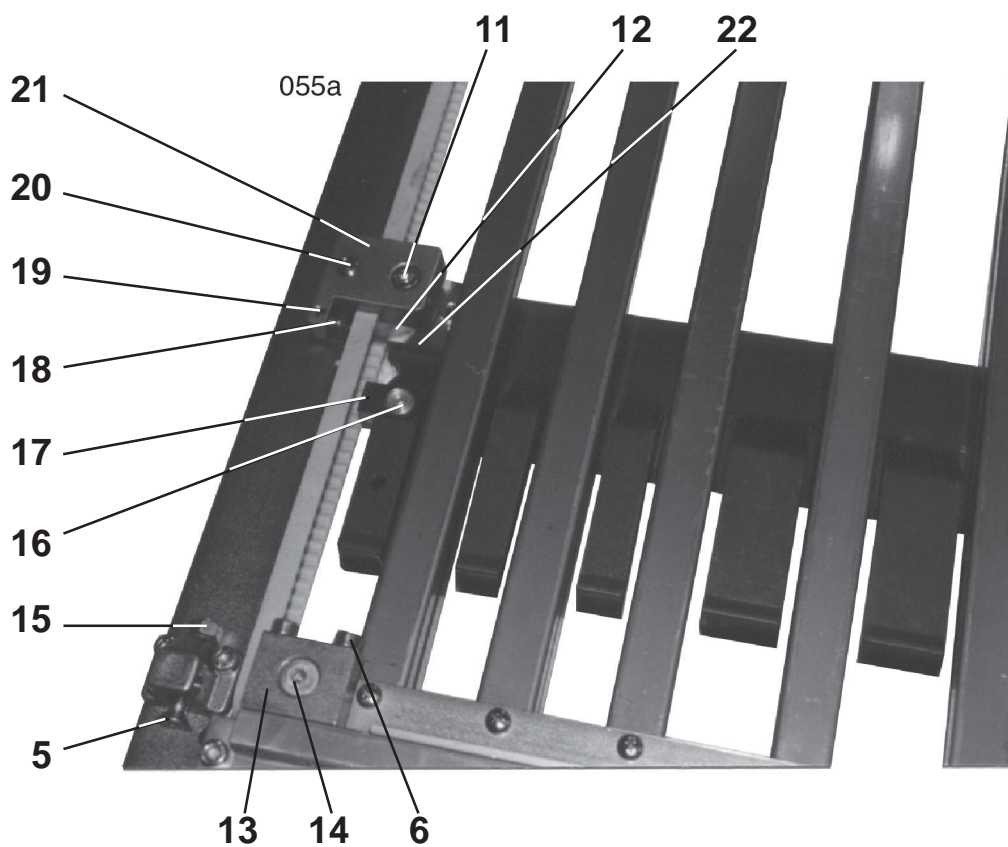
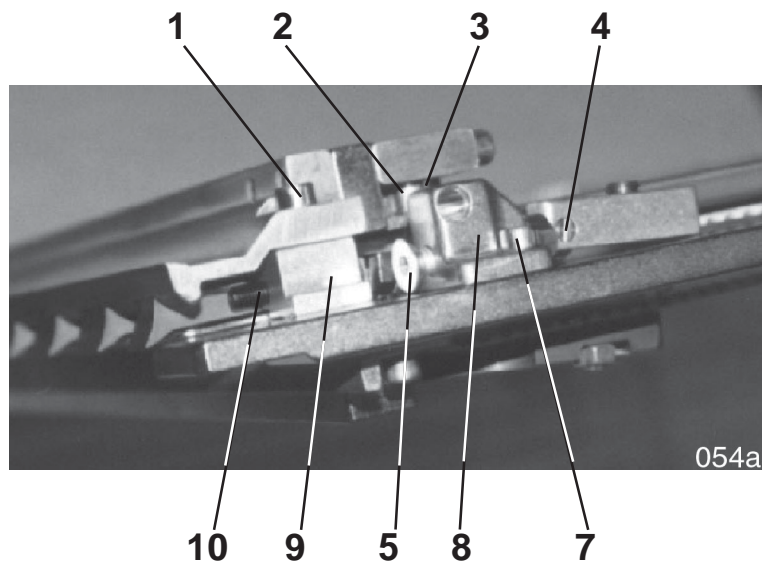
(*) auch FWII-T800.1
 mit 68cm max.
 Arbeitsbreite

also 8-page unit
 T800.1 with 68cm.
 max. sheet size


aussi groupe II - T800.1
 avec largeur max. 68cm





1	Stange	bar	barre	10.5621.04
2	Längsholm	bar	barre	
		T700/800.1 FWIII/unit III/ groupe III		T700/800.1 FW IV/ unit IV/ groupe IV
		No. 3.1 - 17.5641.07 (A=618)		No. 4.1 - 17.5641.09 (A=478)
		No. 2.3 - 17.5641.09 (A=478)		No. 2.4 - 17.5641.11 (A=428)
		No. 3.3 - 17.5641.07 (A=618)		
		No. 4.3 - 17.5641.09 (A=478)		
3	Zahnriemen mit „mm“ Scala	timing belt with „mm“ scale	courroie dentée avec échelle graduée „mm“	
		T700/800.1 FWIII/unit III/ groupe III		T700/800.1 FW IV/ unit IV/ groupe IV
		No. 3.1 - 10.5673.18 (1220 mm lg)		No. 4.1 - 10.5673.18 (940 mm lg)
		No. 2.3 - 10.5673.26 (940 mm lg)		No. 2.4 - 17.5673.02 (840 mm lg)
		No. 3.3 - 10.5673.18 (1220 mm lg)		
		No. 4.3 - 10.5673.26 (940 mm lg)		
4	Anschlag	sheet stop	butée	10.5651.45
5	Taschenoberteil Kpl.	buckle part top	poche du haut	
		T700/800.1 FWIII/unit III/ groupe III		T700/800.1 FW IV/ unit IV/ groupe IV
		No. 3.1 - 17.5600.35		No. 4.1 - 10.5600.35
		No. 2.3 - 17.5600.36		No. 2.4 - 17.5600.37
		No. 3.3 - 17.5600.35		
		No. 4.3 - 17.5600.36		
6	Einlauf oben	top plate lip	pièce d'introduction du haut	17.5651.04
7	Längsholm	bar	barre	
		T700/800.1 FWIII/unit III/ groupe III		T700/800.1 FW IV/ unit IV/ groupe IV
		No. 3.1 - 17.5641.06 (A=618)		No. 4.1 - 17.5641.08 (A=478)
		No. 2.3 - 17.5641.08 (A=478)		No. 2.4 - 17.5641.10 (A=428)
		No. 3.3 - 17.5641.06 (A=618)		
		No. 4.3 - 17.5641.08 (A=478)		
8	Zahnriemen ohne Scala	time belt without scale	courroie dentée sans échelle graduée	
		T700/800.1 FWIII/unit III/ groupe III		T700/800.1 FW IV/ unit IV/ groupe IV
		No. 3.1 - 10.5673.25 (1220 mm lg)		No. 4.1 - 10.5673.25 (940 mm lg)
		No. 2.3 - 10.5673.28 (940 mm lg)		No. 2.4 - 17.5673.18 (840 mm lg)
		No. 3.3 - 10.5673.25 (1220 mm lg)		
		No. 4.3 - 10.5673.28 (940 mm lg)		
9	Taschenunterteil Kpl.	buckle part below cpl.	poches part du bas cpl.	
		T700/800.1 FWIII/unit III/ groupe III		T700/800.1 FW IV/ unit IV/ groupe IV
		No. 3.1 - 17.5600.42		No. 4.1 - 17.5600.42
		No. 2.3 - 17.5600.43		No. 2.4 - 17.5600.44
		No. 3.3 - 17.5600.42		
		No. 4.3 - 17.5600.43		
10	Einlauf unten Kpl.	bottom plate lip cpl.	pièce d'introduction de bas cpl.	
		T700/800.1 FWIII/unit III/ groupe III		T700/800.1 FW IV/ unit IV/ groupe IV
		No. 3.1 - 17.5600.236		No. 4.1 - 17.5600.236
		No. 2.3 - 17.5600.236		No. 2.4 - 17.5600.236
		No. 3.3 - 17.5600.236		
		No. 4.3 - 17.5600.236		
11	Verstärkungsleiste	reinforcing bar	barre de renforcement	17.5641.02
12	Gewindestift	screw	vis	0089615.5 (M6x10 DIN913)
13	Zylinderschraube	cylinder screw	vis cylindrique	0088666.5





1	Zylinderschraube	cylinder screw	vis cylindrique	0088666.5	(M5x16 DIN912)
2	Feder	spring	ressort	0102835	(D191)
3	Distanzring	distance ring	bague de distance	10.5628.00	
4	Excenterbolzen	excenter bolt	axe excentrique	10.5625.03	
5	Senkschraube	screw	vis	0095463.5	(M6x35 DIN7991)
6	Zylinderschraube	cylinder screw	vis cylindrique	0088724.5	(M5x35 DIN912)
7	Zylinderschraube	cylinder screw	vis cylindrique	0088641.5	(M5x10 DIN912)
8	Lagerbock	bearing block	palier	1.0.5615.010	
9	Halter	holder	support	17.5644.00	
10	Gewindestift	screw	vis	0089578	(M5x30 DIN913)
11	Zylinderschraube	cylinder screw	vis cylindrique	0094752.5	(M6x35 DIN6912)
12	Beilage	distance ring	distance	2.0.5644.051	
13	Halter	holder	support	10.5644.06	
14	Senkschraube	screw	vis	0095430.5	(M6x22 DIN7991)
15	Mutter	nut	ecrou	0090852.5	(M6 DIN934)
16	Senkschraube	screw	vis	0095299.5	(M5x10 DIN7991)
17	Winkel	bar	barre	10.5644.24	
18	Kugellager	ball bearing	roulement	00109542	(624 - 27 DIN625)
19	Gewindestift	screw	vis	0089474.5	(M4x4 DIN913)
20	Gewindestift	screw	vis	0089673	(M8x8 DIN913 MS)
21	Klemmstück	clamping piece	pièce de réglage	10.5644.27	
22	Lasche	holder	support	10.5644.11	





1	Schneidschraube	cutting screw	vis à couper	00095174	(AM4xx8 DIN 7516)
2	Griff	handle	levier	14.5600.00	
3	Gewindestift	screw	vis à couper	0089656.5	(M6x30 DIN913)
4	Zahnrad	tooth belt wheel	courroie dentée	5.0.5636.010	
5	Zylinderschraube	cylinder screw	vis cylindrique	0088633.5	(M5x8 DIN912)
6	Lagerstück	bearing block	bride	2.0.5644.030	
7	Zylinderschraube	cylinder screw	vis cylindrique	0088708.5	(M5x25 DIN912)
8	Zylinderschraube	cylinder screw	vis cylindrique	0088633.5	(M5x8 DIN912)
9	Blattfeder	flat spring	ressort à feuille	50 480 151	
10	Zylinderschraube	cylinder screw	vis cylindrique	0085761.5	(M4x6 DIN84)
11	Zylinderschraube	cylinder screw	vis cylindrique	0088633.5	(M5x8 DIN912)
12	Zeiger	indicator	indicateur	10.5685.00	
13	Zylinderschraube	cylinder screw	vis cylindrique	0094805.5	(M8x25 DIN6912)
14	Mutter	nut	ecrou	0086876.5	(BM8 DIN 435)
15	Stellring	collar	bague	3.0.5628.060	
16	Blattfeder	flat spring	ressort à feuille	3.0.5686.010	
17	Gewindestift	screw	vis	0089995.5	(M5x6 DIN916)
18	Lagerstück	bearing block	bride		
	T700/T800.1	T700/T800.1	T700/T800.1	T700/T800.1	
	FWI/unit I/ groupe I	FW II/ unit II/ groupe II	FW III/ unit III/ groupe III	FW IV/ unit IV/ groupe IV	
	No. 1.1 - 50 700 010	No. 2.1 - 50 700 010	No. 3.1 - 50 700 010	No. 4.1 - 50 700 010	
	No. 2.1 - 50 700 020	No. 2.2 - 50 700 010	No. 2.3 - 50 700 020	No. 2.4 - 50 700 020	
	No. 1.3 - 50 700 010	No. 2.3 - 50 700 010	No. 3.3 - 50 700 010		
	No. 4.1 - 50 700 020	No. 4.2 - 50 700 020	No. 4.3 - 50 700 020		
	No. 1.5 - 50 700 010	No. 2.5 - 50 700 010			
	No. 6.1 - 50 700 020	No. 6.2 - 50 700 020			
19	Scheibe	disc	disque	3.0.5628.032	
20	Schneckenrad	worm gear	roue à vis sans fin	3.0.5637.010	
21	Schnecke	worm	roue	3.0.5637.020	
22	Rändelring	temple ring	molette de temple	01.5628.01	
23	Gewindestift	screw	vis	0089995.5	
24	Schraube	screw	vis	10.5629.01	
25	Rändelhohlschraube	knurled screw	vis moletée	00095836	(GN 421- M6x28)
26	Scheibe	disc	disque	3.0.5628.020	
27	Scheibe	disc	disque	3.0.5628.010	
28	Maßstab	scale	échelle graduée	50 670 010	


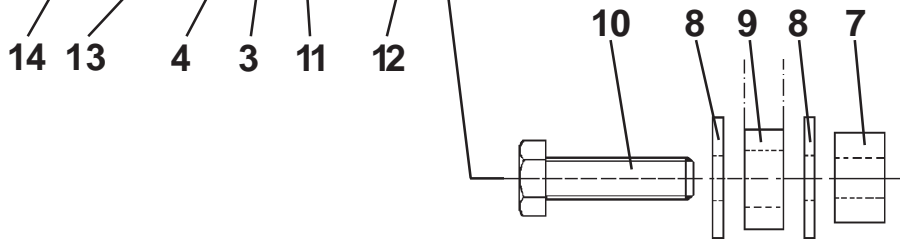
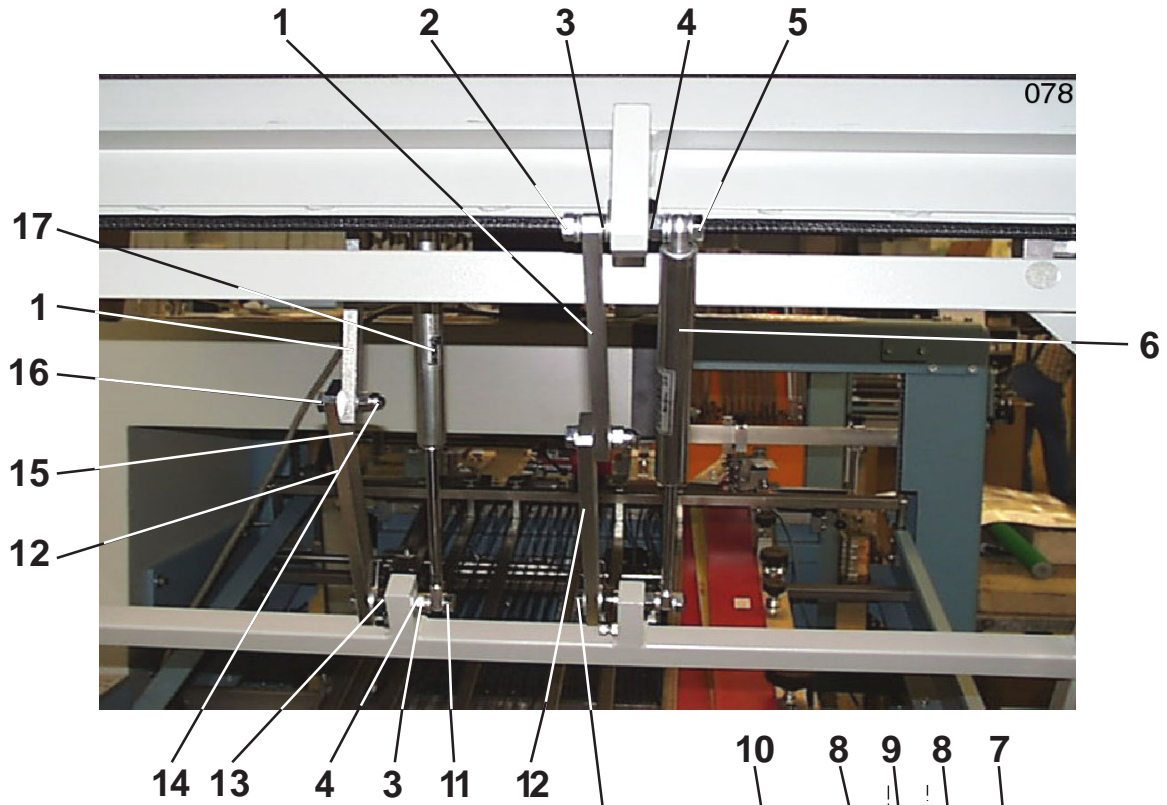


1	Schallhaube-Einlauf T700 FW I+II T800.1 FW I+II (78cm) T700/T800.1 FW III+IV	noise hood infeed T700 unit I+II T800.1 unit I+II (78cm) T700/T800.1 unit III+IV	introduction du carter antibruit T700 groupe I+II T800.1 groupe I+II (78cm) T700/T800.1 groupe III+IV	17.5761.10 (*) 17.5761.77 17.5761.09
2	Handgriff	grip	poignée	00100248 (1095-08)
3	Kunststoffhalter	plastic holder	support plastique	00100230 (1095-07)
4	Scharnier	hinge	charnière	00101614 (C191)
5	Zusatzblech T700 FW I 4+6 Taschen T700 FW II 4+6 Taschen T800.1 FW I 4+6 Taschen T800.1 FW II 4+6 Taschen T700/T800.1 FW III+IV	flap T700 unit I 4+6 buckles T700 unit II 4+6 buckles T800.1 unit I 4+6 buckles T800.1 unit II 4+6 buckles T700/T800.1 unit III+IV	trap T700 groupe I 4+6 poches T700 groupe II 4+6 poches T800.1 groupe I 4+6 poches T800.1 groupe II 4+6 poches T700/T800.1 groupe III+IV	17.5761.16 (*) 17.5761.15 17.5761.69 17.5761.14 17.5761.30
6	Schutzhaube B T700/T800.1 FW I+IV 2 Taschenausführung 4 Taschenausführung 6 Taschenausführung	guard B T700/T800.1 unit I-IV 2 buckle units 4 buckle units 6 buckle units	protection B T700/T800.1 groupe I-IV groupe de 2 poches groupe de 4 poches groupe de 6 poches	17.5161.13 17.5161.15 17.5161.07
7	T-Griff	T-grip	poignée T	00100260 (GN563-55-M8)
8	Schallhaube - 2 Taschen T700/T800.1 FW III+IV Schallhaube - 4 Taschen T700 FW I+II T800.1 FW I+II (78cm) T700/T800.1 FW III+IV Schallhaube - 6 Taschen T700 FW I+II T800.1 FW I+II (78cm)	noise hood - 2 buckles T700/T800.1 unit III+IV noise hood - 4 buckles T700 unit I+II T800.1 unit I+II (78cm) T700/T800.1 unit III+IV noise hood - 6 buckles T700 unit I+II T800.1 unit I+II (78cm)	carter antibruit - 2 poches T700/T800.1 groupe III+IV carter antibruit - 4 poches T700 groupe I+II T800.1 groupe I+II (78cm) T700/T800.1 groupe III+IV carter antibruit 6 poches T700 groupe I+II T800.1 groupe I+II (78cm)	17.5761.27 17.5761.13 (*) 17.5761.78 17.5761.12 17.5761.28 (*) 17.5761.79
9	Füllstück T700/T800.1 FW I+IV 2 Taschenausführung 4 Taschenausführung 6 Taschenausführung	guard T700/T800.1 unit I-IV 2 buckle units 4 buckle units 6 buckle units	protection T700/T800.1 groupe I-IV groupe de 2 poches groupe de 4 poches groupe de 6 poches	17.5761.20 17.5761.22 17.5761.24
10	Schutzhaube A T700/T800.1 FW I-IV 2 Taschenausführung 4 Taschenausführung 6 Taschenausführung	guard A T700/T800.1 unit I-IV 2 buckle units 4 buckle units 6 buckle units	protection A T700/T800.1 groupe I-IV groupe de 2 poches groupe de 4 poches groupe de 6 poches	17.5161.13 17.5161.15 17.5161.07
11	Sechskantschraube Scheibe Mutter	hexagon screw disc nut	vis à six pans disque ecrou	0090498.5 (M8x22 DIN933) 0086124.5 (B8,4 DIN125) 0090878.5 M8 DIN934)
12	Füllstück T700/T800.1 FW I-IV 2 Taschenausführung 4 Taschenausführung 6 Taschenausführung	guard T700/T800.1 unit I-IV 2 buckle units 4 buckle units 6 buckle units	protection T700/T800.1 groupe I-IV groupe de 2 poches groupe de 4 poches groupe de 6 poches	17.5761.19 17.5761.21 17.5761.23

(*) auch FWII-T800.1
mit 68cm max.
Arbeitsbreite

also 8-page unit
T800.1 with 68cm.
max. sheet size

aussi groupe II - T800.1
avec largeur max. 68cm





1	Anschlaglasche	bar	barre	17.5744.04
2	Sechskantschraube	hexagon screw	vis à six pans	0090586.5 (M10x25 DIN933)
3	Scheibe	disc	disque	0086132.5 (B10,5 DIN125)
4	Mutter	nut	ecrou	0090894.5 (M10 DIN934)
5	Sechskantschraube	hexagon screw	vis à six pans	0090601.5 M10x35 DIN933)
6	Gasdruckfeder	gas pressure spring	ressort de pression de gaz	
	T700 FW I+II (68cm)	T700 unit I+II (68cm)	T700 groupe I+II (68cm)	
	4 Taschenausführung	4 buckle units	groupe avec 4 poches	00100124(*) (T2M2 42 170 450/1100N)
	6 Taschenausführung	6 buckle units	groupe avec 6 poches	00100125(*) (T2M2 42 170 450/1150N)
	T800.1 FW I+II (78cm)	T800.1 unit I+II (78cm)	T800.1 groupe I+II (78cm)	
	4 Taschenausführung	4 buckle units	groupe avec 4 poches	00100125 (T2M2 42 170 450/1150N)
	6 Taschenausführung	6 buckle units	groupe avec 6 poches	00100126 (T2M2 42 170 450/1200N)
	T700/T800.1 FW III+IV	T700/T800.1 unit III+IV	T700/T800.1 groupe III+IV	
	2 Taschenausführung	2 buckle units	groupe avec 2 poches	00100122 (T2M2 42 170 450/1000N)
	4 Taschenausführung	4 buckle units	groupe avec 4 poches	00100124 (T2M2 42 170 450/1100N)
7	Distanzring	distance ring	bague de distance	35.5728.02
8	Scheibe	disc	disque	0095687.5 (10,5 DIN9021)
9	Gummifeder	rubber spring	ressort plastique	10.5719.02
10	Sechskantschraube	hexagon screw	vis à six pans	0090601.5 (M10x35 DIN933)
11	Sechskantschraube	hexagon screw	vis à six pans	0090586.5 (M10x25 DIN933)
12	Anschlaglasche	bar	barre	17.5744.05
13	Biegefeder	spring	ressort	10.5785.01
14	Hutmutter	cap nut	ecrou à chapeau	0093658.5 (M10 DIN1587)
15	Zylinderstift	pin	goupille	00093898 (6x20 DIN6325)
16	Sechskantschraube	hexagon screw	vis à six pans	0090601.5 (M10x35 DIN933)
17	Gasdruckfeder	gas pressure spring	ressort de pression de gaz	
	T700 FW I+II (68cm)	T700 unit I+II (68cm)	T700 groupe I+II (68cm)	
	4 Taschenausführung	4 buckle units	groupe avec 4 poches	00100122(*) (T2M2 42 170 450/1000N)
	6 Taschenausführung	6 buckle units	groupe avec 6 poches	00100122(*) (T2M2 42 170 450/1000N)
	T800.1 FW I+II (78cm)	T800.1 unit I+II (78cm)	T800.1 groupe I+II (78cm)	
	4 Taschenausführung	4 buckle units	groupe avec 4 poches	00100124 (T2M2 42 170 450/1100N)
	6 Taschenausführung	6 buckle units	groupe avec 6 poches	00100125 (T2M2 42 170 450/1150N)
	T700/T800.1 FW III+IV	T700/T800.1 unit III+IV	T700/T800.1 groupe III+IV	
	2 Taschenausführung	2 buckle units	groupe avec 2 poches	00100121 (T2M2 42 170 450/950N)
	4 Taschenausführung	4 buckle units	groupe avec 4 poches	00100121 (T2M2 42 170 450/950N)
18	Haubenträger	holder	support	
	T700 FW I+II (68cm)	T700 unit I+II (68cm)	T700 groupe I+II (68cm)	17.5764.04 (*)
	T800.1 FW I+II (78cm)	T800.1 unit I+II (78cm)	T800.1 groupe I+II (78cm)	17.5764.15 (*)
	T700/T800.1 FW III+IV	T700/T800.1 unit III+IV	T700/T800.1 groupe III+IV	17.5764.03
19	Stütze rechts	holder right	support droite	17.5741.00
20	Stütze links	holder left	support gauche	17.5741.01
21	Füllstück	guard	protection	
	T700/T800.1 FW III+IV	T700/T800.1 unit III+IV	T700/T800.1 groupe III+IV	
	2 Taschenausführung	2 buckle units	groupe avec 2 poches	17.5761.19
	4 Taschenausführung	4 buckle units	groupe avec 4 poches	17.5761.21
	6 Taschenausführung	6 buckle units	groupe avec 6 poches	17.5761.23
22	Anschraubescharnier	hinge	charnière	00101613 (1039-U15)
23	Zylinderschraube	hexagon screw	vis à six pans	0089003.5 (M8x25 DIN912)

(*) auch FWII-T800.1
mit 68cm max.
Arbeitsbreite

also 8-page unit
T800.1 with 68cm.
max. Sheet size

aussi groupe II - T800.1
avec largeur max. 68cm

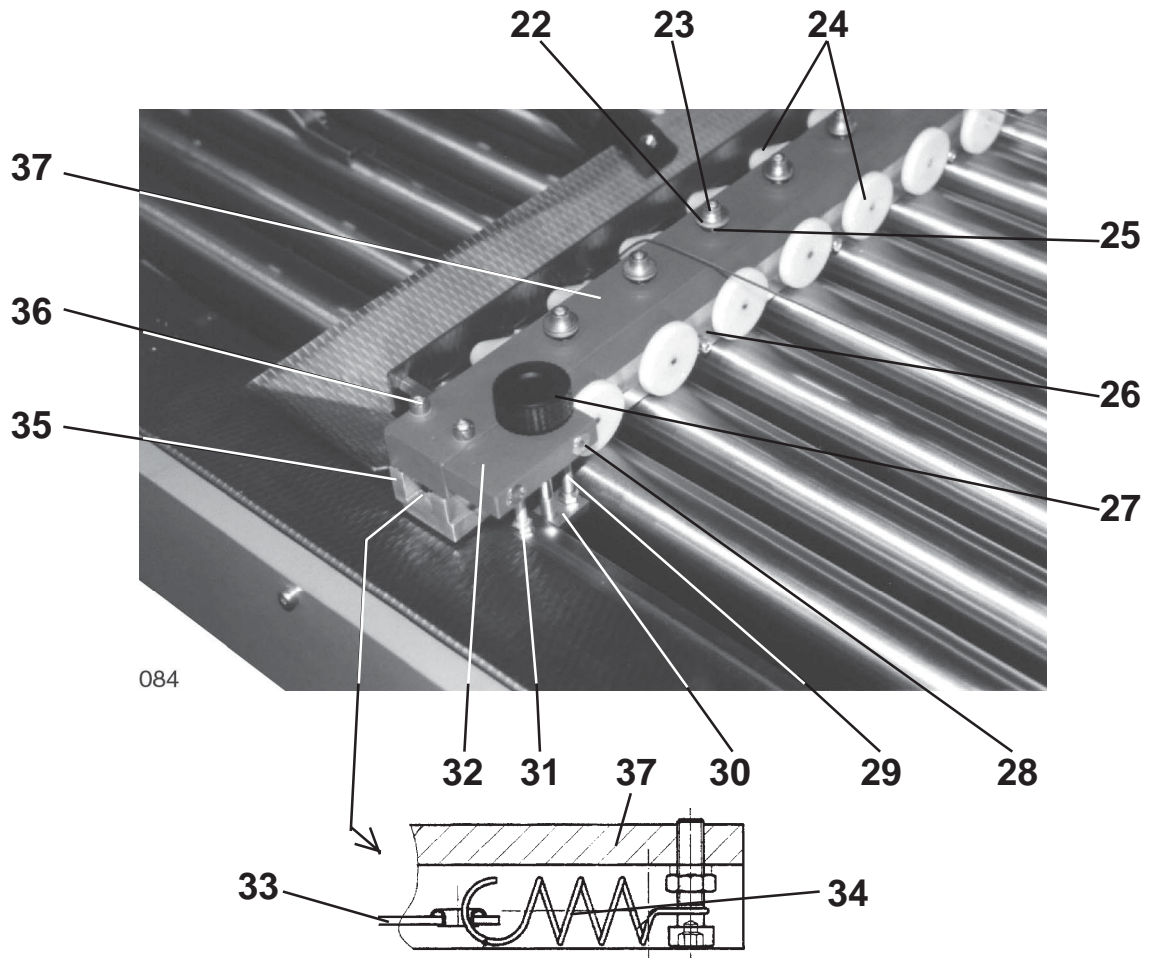
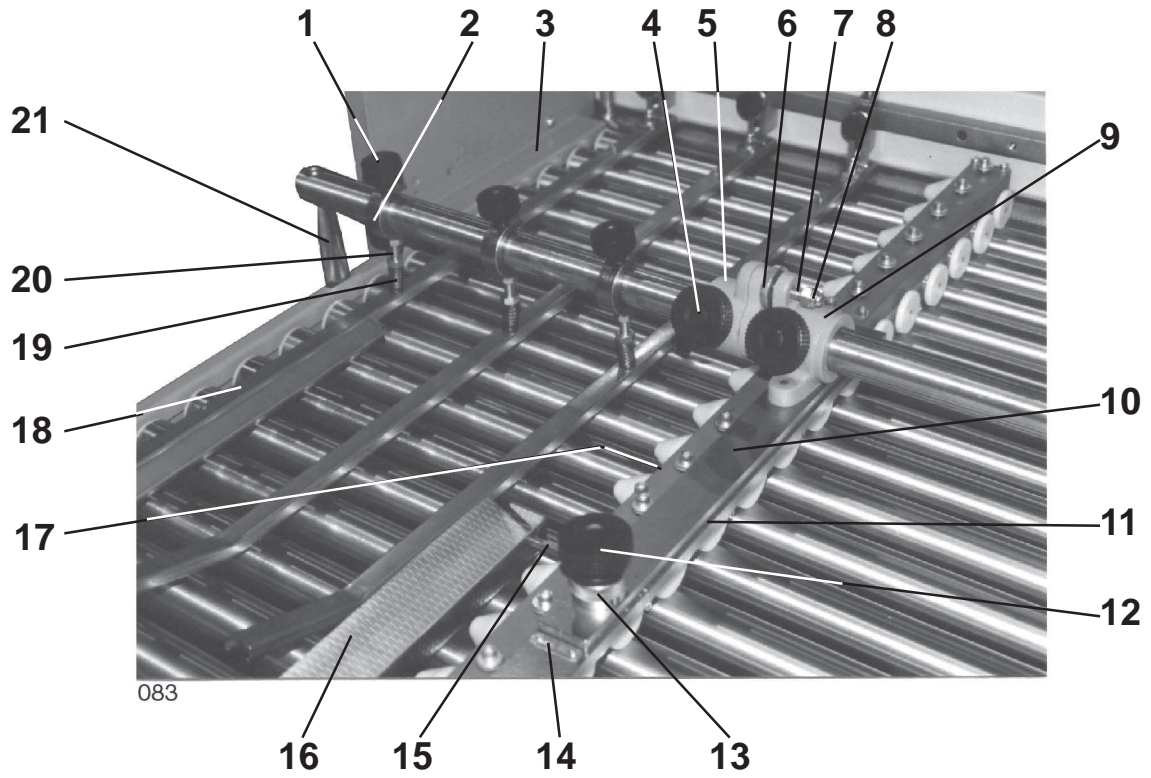


1	Haltestange	bar	barre		
	T700 FW II (68cm)	T700 unit II (68cm)	T700 groupe II (68cm)	17.7321.02 (*)	
	T800.1 FW II (78cm)	T800.1 unit II (78cm)	T800.1 groupe II (78cm)	17.7321.020	
2	Einlaufblech	infeed plate	tôle d'introduction		
	T700 FW II (68cm)	T700 unit II (68cm)	T700 groupe II (68cm)	17.5161.10 (*)	
	T800.1 FW II (78cm)	T800.1 unit II (78cm)	T800.1 groupe II (78cm)	17.5161.050/49	
3	Abdeckblech	cover plate	tôle de recouvrement	17.7361.25	
4	Stange	bar	barre	17.7321.08	
5	Niederhalteseil	smoother rope	corde d'abat feuille		
	T700 FW II (68cm)	T700 unit II (68cm)	T700 groupe II (68cm)	17.7300.17 (*)	(A=730mm)
	T800.1 FW II (78cm)	T800.1 unit II (78cm)	T800.1 groupe II (78cm)	17.7300.35	(A=870mm)
6	Schrägrolle Kpl.	cross carrier roller cpl.	rouleau cpl.		
	T700 FW II (68cm)	T700 unit II (68cm)	T700 groupe II (68cm)	17.7400.01 (*)	
	T800.1 FW II (78cm)	T800.1 unit II (78cm)	T800.1 groupe II (78cm)	17.7400.009	
7	Einlaufblech	infeed plate	tôle d'introduction		
	T700 FW II (68cm)	T700 unit II (68cm)	T700 groupe II (68cm)	17.7361.12 (*)	
	T800.1 FW II (78cm)	T800.1 unit II (78cm)	T800.1 groupe II (78cm)	17.7361.079	
8	Niederhalteblech	smoother plate	tôle d'abat feuille		
	T700 FW II (68cm)	T700 unit II (68cm)	T700 groupe II (68cm)	17.7361.34 (*)	
	T800.1 FW II (78cm)	T800.1 unit II (78cm)	T800.1 groupe II (78cm)	17.7361.35	
9	Niederhalter	smoother	abat feuille	17.7353.07	
10	Transportrolle Kpl.	transport roller cpl.	rouleau de transport cpl.	17.7300.28	
11	Gummiring	rubber ring	bague plastique	17.7319.06	
12	Niederhalter	smoother	abat feuille	17.7353.09	
13	Rändelhohlschraube	knurled screw	vis moletée	00095810	(M6x15 GN421)
14	Niederhalter	smoother	abat feuille	01.7264.00	
15	Werkzeug	tools	outils	17.7200.07	
16	Abdeckblech	cover plate	tôle de recouvrement	17.7361.27	
17	Niederhalter	smoother	abat feuille		
	bei FW I-T700(68cm)	by unit I-T700 (68cm)	à groupe I-T700 (68cm)	17.7353.05	(A=800mm)
	bei FW I-T800.1(78cm)	by unit I-T800.1 (78cm)	à groupe I-T800.1 (78cm)	17.7353.11	(A=660mm)
18	Niederhalter	smoother	abat feuille	70 530 070	
19	Halter	holder	support	14.6415.02	
20	Winkel	bar	barre	17.7353.08	
21	Rändelhohlschraube	knurled screw	vis moletée	00095810	(M6x15 GN421)
22	Niederhalter	smoother	abat feuille	17.7353.07	
23	Feder	spring	ressort	00102640	(Z-089)
24	Halter	holder	support	35.6953.01	
25	Lasche	holder	support	17.7315.00	
26	Rändelhohlschraube	knurled screw	vis moletée	00095810	(M6x15 GN421)
	Pos 9 + 12 + 13	pos 9 + 12 + 13	pos 9 + 12 + 13		
	Niederhalter Kpl.	smoother cpl.	guide feuille cpl.	17.7300.13	
	Pos. 17-21	pos. 17-21	pos. 17-21		
	Niederhalter Kpl.	smoother cpl.	guide feuille cpl.		
	bei FW I-T700(68cm)	by unit I-T700 (68cm)	à groupe I-T700 (68cm)	17.7300.09	(A=800mm)
	bei FW I-T800(78cm)	by unit I-T800 (78cm)	à groupe I-T800 (78cm)	17.7300.34	(A=660mm)
	Pos. 22-26	pos. 22-26	pos. 22-26		
	Niederhalter Kpl.	smoother cpl.	guide feuille cpl.	17.7300.12	

(*) auch FWII-T800.1
 mit 68cm max.
 Arbeitsbreite

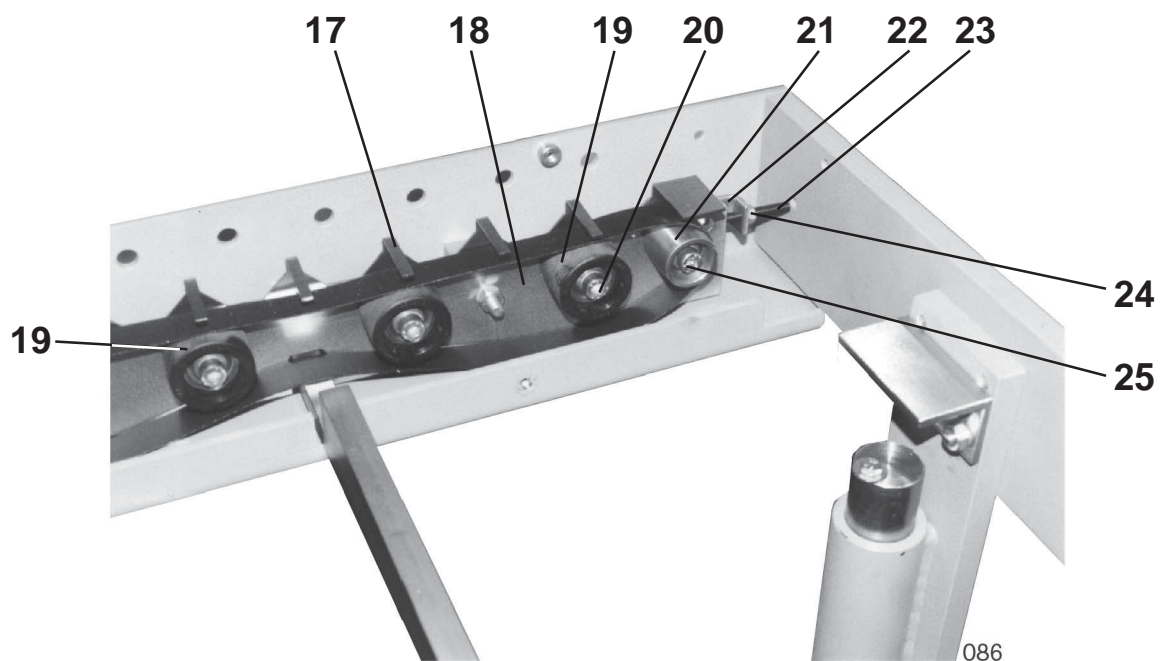
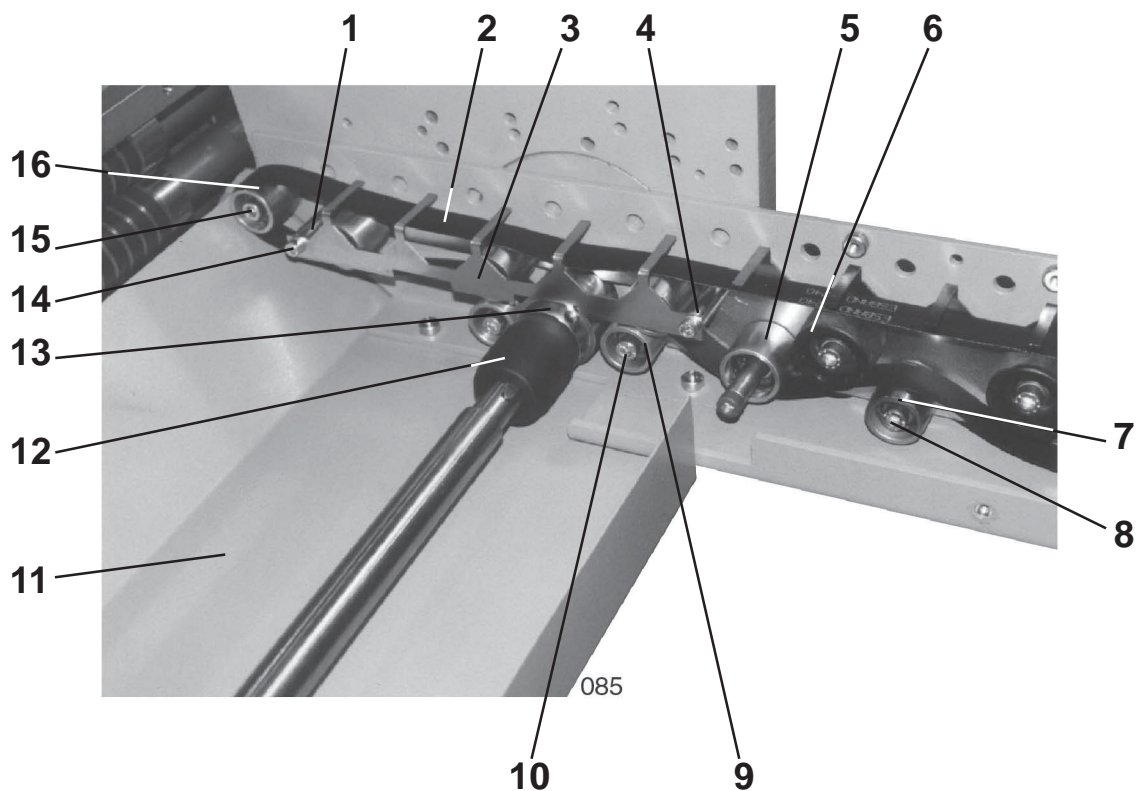
also 8-page unit
 T800.1 with 68cm.
 max. sheet size

aussi groupe II - T800.1
 avec largeur max. 68cm



1	Kordelgriff	knurled grip	poignée	00100257	(32-M6x10 SW- GN534)
2	Stellring	collar	bague	17.7328.03	
3	Niederhalterblech	smoother plate	tôle d'abat feuille		
	T700 FW II (68cm)	T700 unit II (68cm)	T700 groupe II (68cm)	17.7361.54 (*)	
	T800.1 FW II (78cm)	T800.1 unit II (78cm)	T800.1 groupe II (78cm)	17.7361.53	
4	Griff	handle	levier	13.2800.01	
5	Stellstück	adjustment piece	pièce de réglage	35.7212.01	
6	Rändelmutter	knurled screw	vis moletée	0087148.5	(M8 DIN467)
7	Stiftschraube	screw	vis	35.7203.00	
8	Hutmutter	cap screw	ecrou à chapeau	0093641.5	(M8 DIN1587)
9	Stellstück	adjustment piece	pièce de réglage	35.7212.00	
10	Leiste	bar	barre	2.0.7244.010	
11	Träger	bar	barre	17.7215.01	
12	Griff	handle	levier	00100266	(M8x40 GN534)
13	Excentergriff	excenter grip	levier excentrique	10 420 030	
14	Maßstab	scale	échelle graduée	50 670 010	
15	Stehbolzen	stay bolt	entretoise	17.7225.00	
16	Einlaufblech	infeed plate	tôle d'introduction feuille	17.7261.04	
17	Lineal	ruler	règle	17.7261.07	
18	Niederhalterblech	smoother plate	tôle d'abat feuille	17.7353.11	
19	Feder	spring	ressort	00102749	(D150D)
20	Zylinderschraube	cylinder screw	vis cylindrique	0089086.5	(M8x55 DIN912)
21	Bolzen	bolt	axe	17.7325.00	
22	Scheibe	disc	disque	0095073.5	(5,3 DIN 7349)
23	Zylinderschraube	cylinder screw	vis cylindrique	0088716.5	(M5x30 DIN912)
24	Doppelrolle	double roller	rouleau double	17.7200.00	
25	Feder	spring	ressort	00102772	(D165C)
26	Führungsschiene	slide bar	glisière de barre	17.7261.11	
27	Kordelgriff mit Stiftschraube	knurled grip with screw	poignée avec vis	00100268 0091403.5	(32-M6 GN534) (M6x60 DIN939)
28	Senkschraube	screw	vis	0095344.5	(M5x35 DIN7991)
29	Sechskantschraube	hexagon screw	vis à six pans	0090316.5	(M5x50 DIN933)
30	Halter	holder	support	17.7244.03	
31	Sechskantschraube	hexagon screw	vis à six pans	0090290.5	(M5x40 DIN933)
32	Klotz	block	bloc	17.7244.01	
33	Niederhalteband	smoother flat belt	courroie de guide feuille	17.7200.05	
34	Feder	spring	ressort	00102562	(10-3-1 Knörzer)
35	Doppelrollenleiste	double roller bar	barre de roulette double	17.7251.01	
36	Zylinderschraube	cylinder screw	vis cylindrique	0088716.5	(M5x30 DIN912)
37	Verstärkungsleiste	reinforcing bar	barre de renforcement	17.7241.00	

(*) auch FWII-T800.1 also 8-page unit aussi groupe II - T800.1
 mit 68cm max. T800.1 with 68cm. avec largeur max. 68cm
 Arbeitsbreite max. sheet size





1	Distanz	distance	distance	17.7328.01	
2	Band	flat belt	courroie	0106164	(NE 21 20x3240)
3	Fingerschutz	finger protection	protection des dés	17.7361.19	
4	Distanz	distance	distance	17.7328.05	
5	Bandrolle	tape roller	poulie	17.7300.27	
6	Bandspannrolle	bearing	roulement	00111781	(F56.202 INA)
7	Bandrolle Kpl.	tape roller cpl.	poulie cpl.	35.7300.09	
8	Zylinderschraube	cylinder screw	vis cylindrique	0089011.5	(M8x30 DIN912)
9	Bandrolle Kpl.	tape roller cpl.	poulie cpl.	35.7300.14	
10	Zylinderschraube	cylinder screw	vis cylindrique	0089052.5	(M8x45 DIN912)
11	Schutzblech	guard	protection		
	T700 FW II (68cm)	T700 unit II (68cm)	T700 groupe II (68cm)	17.7361.08 (*)	
	T800.1 FW II (78cm)	T800.1 unit II (78cm)	T800.1 groupe II (78cm)	17.7361.077	
12	Kupplungsstück	coupling piece	pièce d'accouplement	01.5200.15	
13	Riemenscheibe	pulley	poulie	1.0.5232.310	
14	Zylinderschraube	cylinder screw	vis cylindrique	0088899.5	(M6x55 DIN912)
15	Zylinderschraube	cylinder screw	vis cylindrique	0089045.5	(M8x40 DIN912)
16	Bandrolle Kpl.	tape roller cpl.	poulie cpl.	35.7300.09	
17	Schutz	guard	protection	17.7361.42	
18	Antriebsplatte	driving plate	tole de commande	17.7364.14	
19	Bandspannrolle	bearing	roulement	00111781	(F56.202 INA)
20	Zylinderschraube	cylinder screw	vis cylindrique	0089011.5	(M8x30 DIN912)
21	Bandrolle Kpl.	tape roller cpl.	poulie cpl.	35.7300.09	
22	Riemenspanner	belt tension lever	levier de tendeur	17.7344.12	
23	Gewindestift	screw	vis cylindrique	0089658.5	(M6x40 DIN913)
24	Mutter	nut	ecrou	0090852.5	(M6 DIN934)
25	Zylinderschraube	cylinder screw	vis cylindrique	0089045.5	(M8x40 DIN912)

(*) auch FWII-T800.1
 mit 68cm max.
 Arbeitsbreite

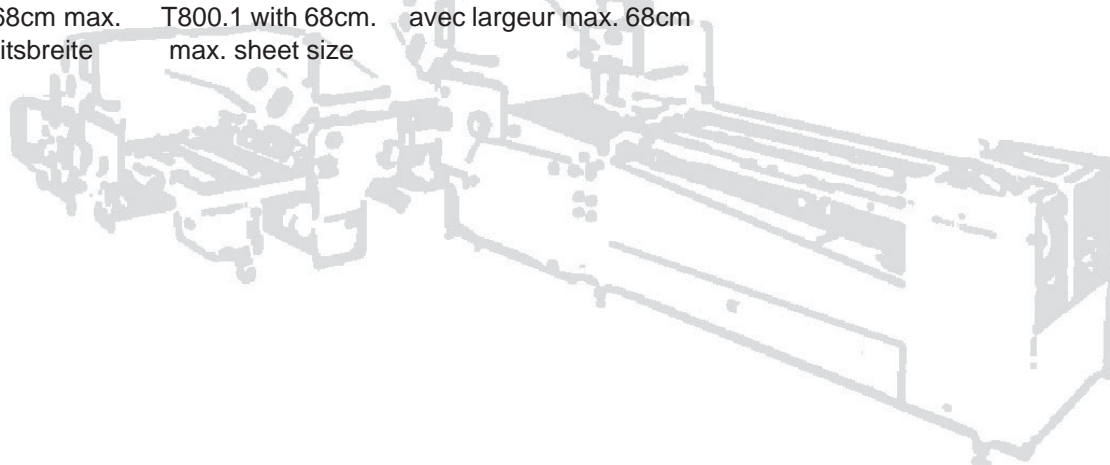
also 8-page unit
 T800.1 with 68cm.
 max. sheet size

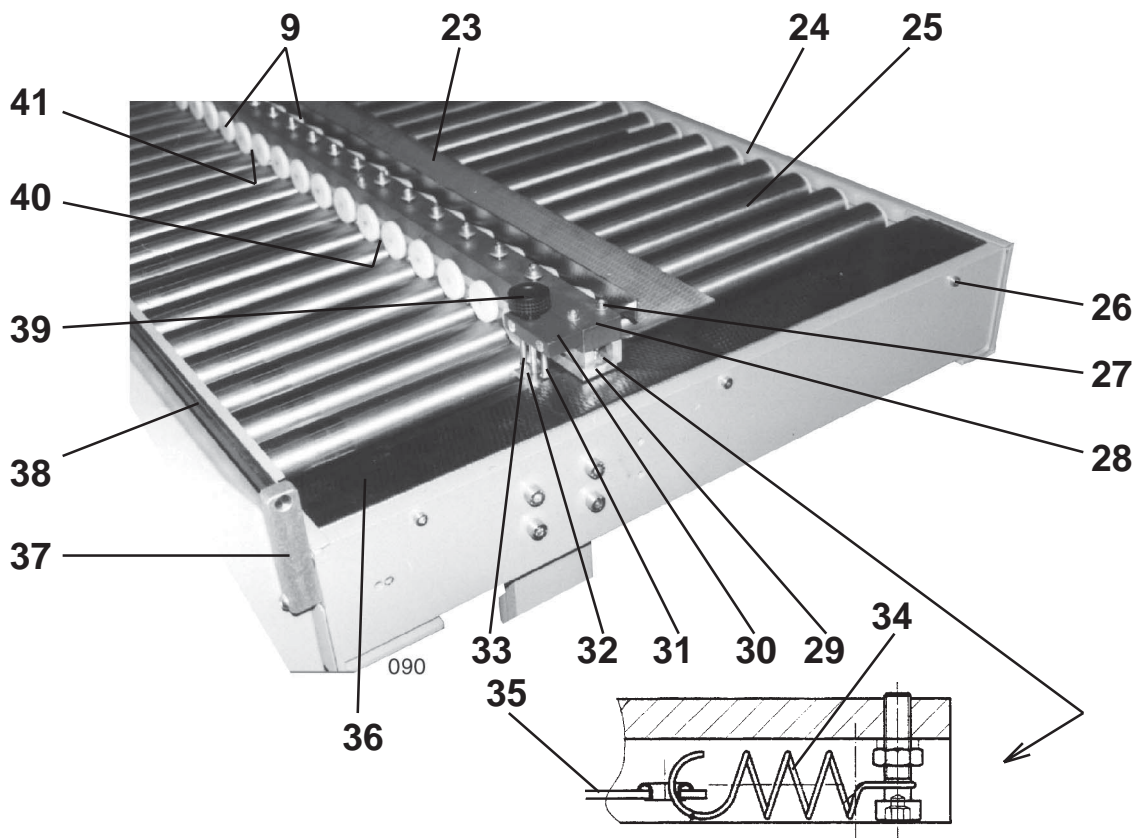
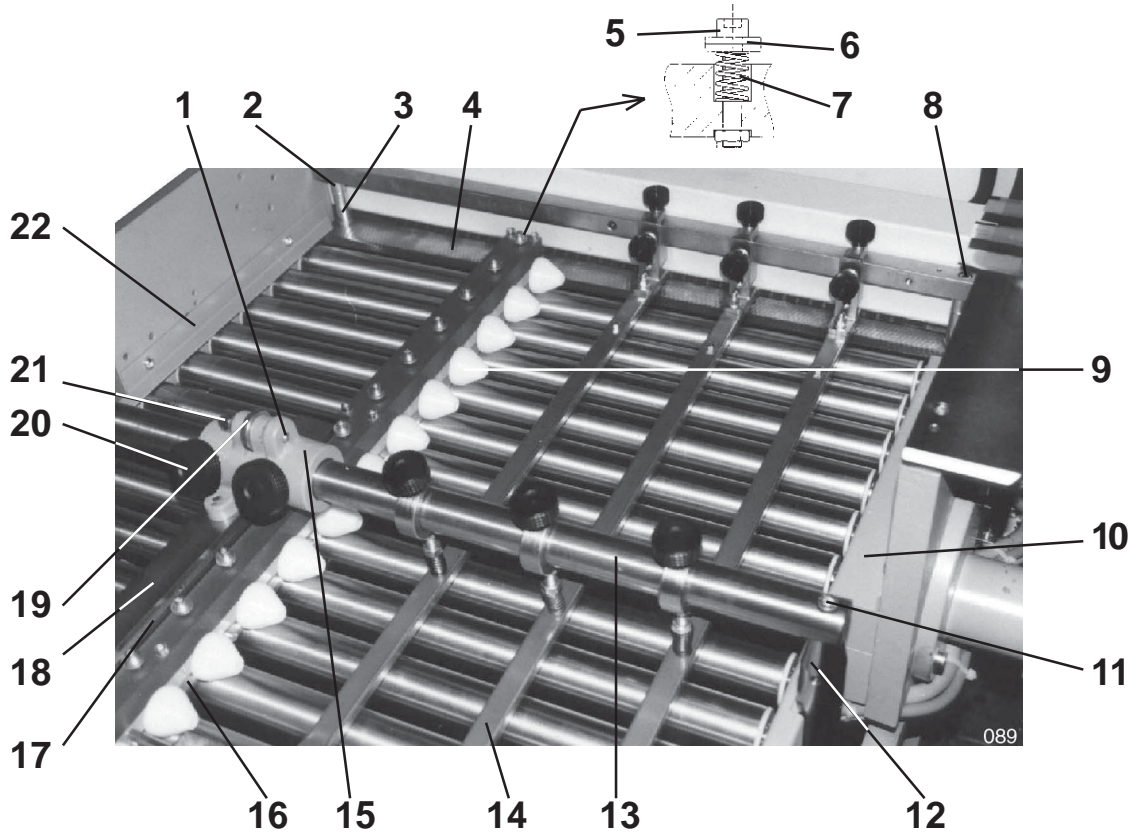
aussi groupe II - T800.1
 avec largeur max. 68cm



1	Schutzblech	guard	protection	
	T700 FW II (68cm)	T700 unit II (68cm)	T700 groupe II (68cm)	17.7161.02 (*)
	T800.1 FWII(78cm)	T800.1 unitII(78cm)	T800.1 groupell(78cm)	17.7161.36
2	Stellring	collar	bague	0088393.5 (A25 DIN705)
3	Bolzen	bolt	axe	5.0.7725.010
4	Rad	wheel	roulette	70 630 011
5	Traverse	traverse	traverse	
	T700 FW II (68cm)	T700 unit II (68cm)	T700 groupe II (68cm)	17.7341.04 (*)
	T800.1 FWII(78cm)	T800.1 unitII(78cm)	T800.1 groupell(78cm)	17.7341.019
6	Kabelhalter	holder	support	81.8500.16
7	Kordelschraube	knurled screw	vis moletée	35.7100.64
8	Halter	holder	support	17.7164.05
9	Druckfeder	pression spring	ressort de pression	70 480 010
10	Stütze	holder	support	17.7121.02
11	Linsenschraube	screw	vis moletée	0096065.5 (ULS M8x25)
12	Stellring	collar	bague	17.7303.00
13	Lenkrolle	caster wheel	roue de guidage	00104513 (2477 DIK 125 R05)
14	Rollenlager	bearing	roulement	00110486 (32510-40)

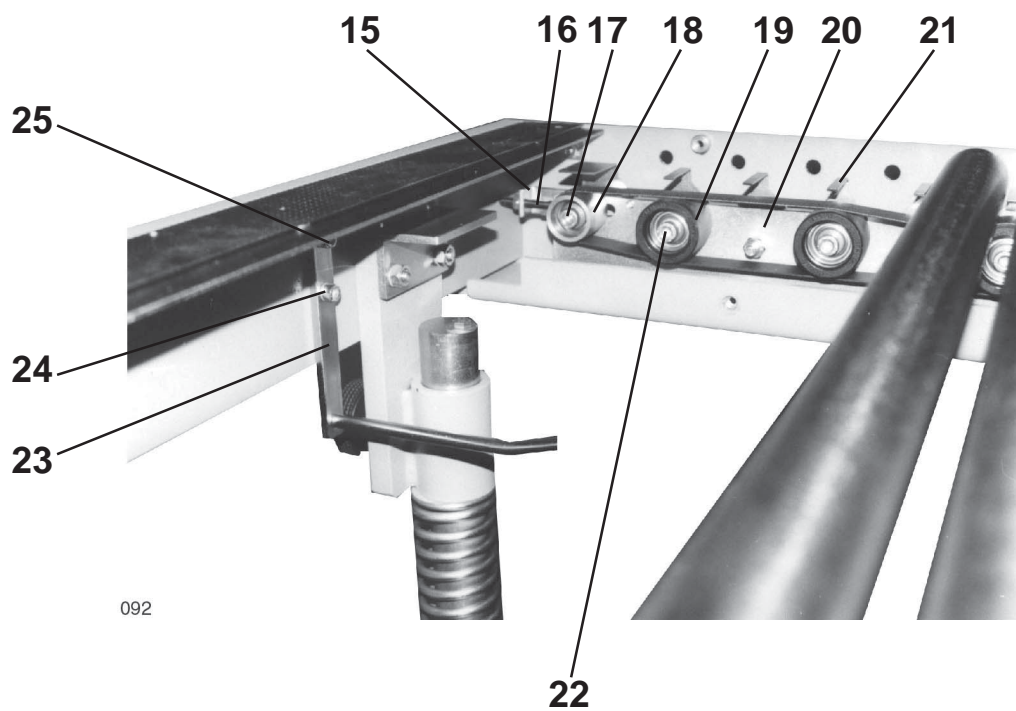
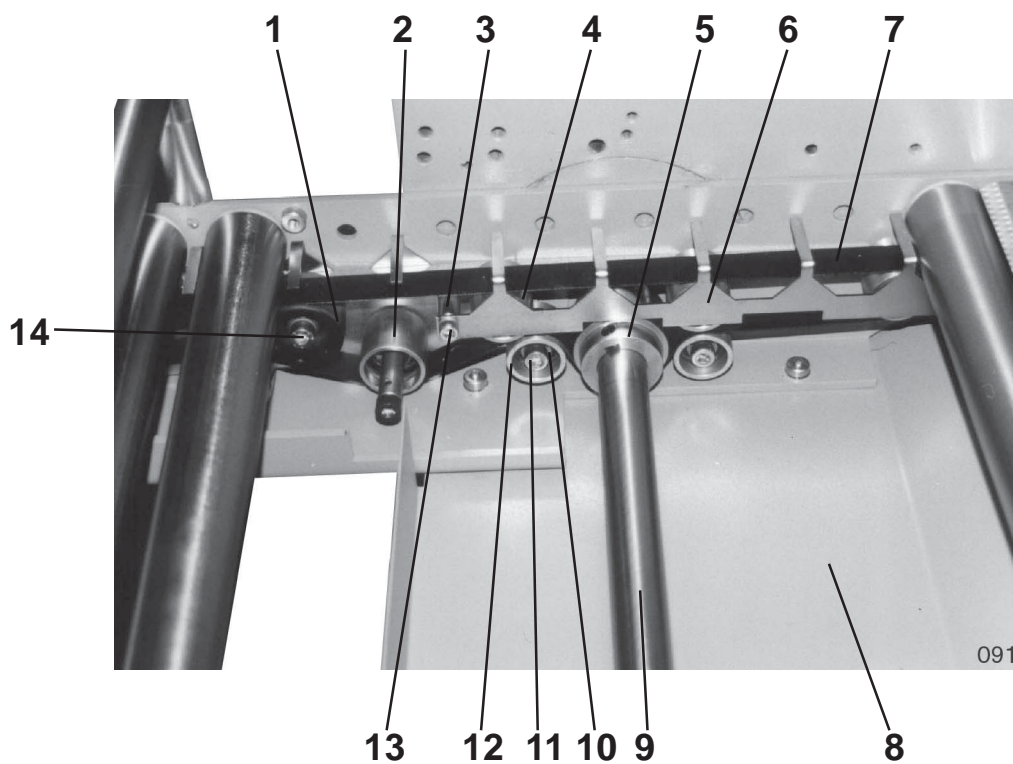
(*) auch FWII-T800.1 also 8-page unit
 mit 68cm max. T800.1 with 68cm.
 Arbeitsbreite max. sheet size
 aussi groupe II - T800.1
 avec largeur max. 68cm







1	Stiftschraube	screw	vis	35.7203.00	
2	Distanzhülse	distance	distance	10.5128.01	
3	Distanzhülse	distance	distance	10.5128.00	
4	Einlaufblech	infeed plate	tôle d'introduction		
	T700 FW III	T700 unit III	T700 groupe III	17.5161.12	
	T800.1 FW III	T800.1 unit III	T800.1 groupe III	17.5161.12	
5	Zylinderschraube	cylinder screw	vis cylindrique	0088716.5	(M5x30 DIN912)
6	Scheibe	disc	disque	0095073.5	(5,3 DIN7349)
7	Feder	spring	ressort	00102772	(D-165C DIN2098)
8	Zylinderschraube	cylinder screw	vis cylindrique	0088872.5	(M6x40 DIN912)
9	Doppelrolle	double roll	rouleau double	17.7200.00	
10	Niederhalteblech	smoother plate	tôle d'abat feuille	17.7361.56	
11	Zylinderschraube	cylinder screw	vis cylindrique	0089052.5	(M8x45 DIN912)
12	Bolzen	bolt	axe	17.7325.00	
13	Stellstange	adjustment bar	barre de réglage	17.7321.18	
14	Niederhalter Kpl.	smoother cpl.	abat feuille cpl.		
	bei FW II-T700 (68cm)	by unit II-T700 (68cm)	groupe II-T700 (68cm)	17.7300.09(*)	(800 mm)
	bei FW II-T800.1 (78cm)	by unit II-T800.1 (78cm)	groupe II-T800.1 (78cm)	17.7300.34	(660 mm)
15	Stellstück	adjustment piece	pièce de réglage	35.7212.01	
16	Lineal	ruler	régle	17.7261.08	
17	Träger	bar	barre	17.7215.02	
18	Leiste	bar	barre	2.0.7244.010	
19	Rändelmutter	knurled nut	écrou moletée	0087148.5	(M8 DIN467)
20	Griff	handle	levier	13.2800.01	
21	Hutmutter	cap nut	écrou à chapeau	0093641.5	(M8 DIN1587)
22	Abdeckblech	cover plate	tôle de recouvrement	17.7361.26	
23	Einlaufblech	infeed plate	tôle d'introduction	17.7261.05	
24	Niederhalteblech	smoother plate	tôle d'abat feuille	17.7361.36	
25	Schrägrolle	cross carrier roller	rouleau	17.7400.00	
26	Zylinderschraube	cylinder screw	vis cylindrique	0088708.5	(M5x25 DIN912)
27	Zylinderschraube	cylinder screw	vis cylindrique	0088716.5	(M5x30 DIN912)
28	Verstärkungsleiste	reinforcing bar	barre de renforcement	17.7241.01	
29	Doppelrollenleiste	double roller bar	barre de rouleau double	17.7251.02	
30	Klotz	block	bloc	17.7244.01	
31	Sechskantschraube	hexagon screw	vis à six pans	0090290.5	(M5x40 DIN933)
32	Halter	holder	support	17.7244.03	
33	Sechskantschraube	hexagon screw	vis à six pans	0090316.5	(M5x50 DIN933)
34	Feder	spring	ressort	00102562	(10-3-1 Knörzner)
35	Niederhalteband	smoother flat belt	courroie de guide feuille	17.7200.05	
36	Einlaufblech	infeed plate	tôle d'introduction	17.7361.13	
37	Halter	holder	support	17.7344.11	
38	Stange	bar	barre	17.7321.08	
39	Kordelgriff mit Stiftschraube	knurled grip with screw	poignée avec vis	00100268 0091403.5	(32-M6 GN534) (M6x60 DIN939)
40	Führungsschiene	slide bar	glissière de barre	17.7261.11	
41	Führungsschiene	slide bar	glissière de barre	17.7261.10	

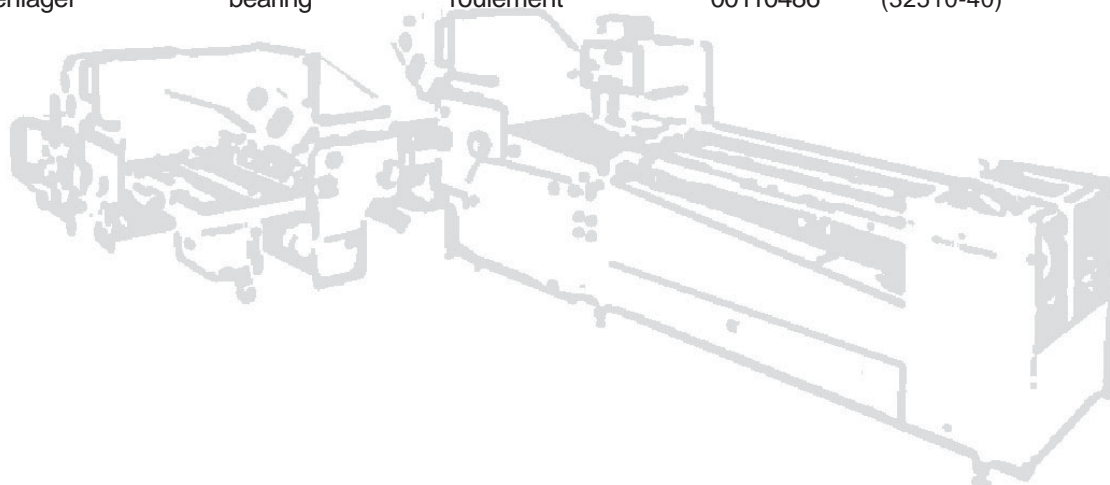
(*) auch FWII-T800.1 mit 68cm max. Arbeitsbreite
 also 8-page unit T800.1 with 68cm max. sheet size
 aussi groupe II - T800.1 avec largeur max. 68cm




1	Bandspannrolle	bearing	roulement	00111781	(F56.202 INA)
2	Bandrolle	tape roller	roulette	17.7300.27	
3	Distanz	distance	distance	17.7328.05	
4	Bandrolle Kpl.	tape roller cpl.	roulette cpl.	35.7300.09	
5	Riemenscheibe	pulley	poulie	1.0.5232.310	
6	Fingerschutz	finger protection	protection des dés	17.7361.19	
7	Band	flat belt	courroie	0106164	(NE 21 20x3240)
8	Schutzblech	guard	protection	17.7361.10	
9	Welle	shaft	arbre	17.5221.04	
10	Bandspannrollenllager	bearing	roulement	00111799	(F80.491 INA)
11	Zylinderschraube	cylinder screw	vis cylindrique	0089052.5	(M8x45 DIN912)
12	Laufrolle	roller	roulette	17.7332.00	
13	Zylinderschraube	cylinder screw	vis cylindrique	0088880.5	(M6x45 DIN912)
14	Zylinderschraube	cylinder screw	vis cylindrique	0089011.5	(M8x30 DIN912)
15	Riemenspanner	belt tension lever	levier de tendeur	17.7344.12	
16	Gewindestift	screw	vis cylindrique	0089658.5	(M6x40 DIN913)
17	Zylinderschraube	cylinder screw	vis cylindrique	0089045.5	(M8x40 DIN912)
18	Bandrolle Kpl.	tape roller cpl.	roulette cpl.	35.7300.09	
19	Bandspannrolle	bearing	roulement	00111781	(F56.202 INA)
20	Antriebsplate	driving plate	tôle de commande	17.7364.14	
21	Schutz	guard	protection	17.7361.43	
22	Zylinderschraube	cylinder screw	vis cylindrique	0089011.5	(M8x30 DIN912)
23	Kabelhalter	holder	support	81.8500.16	
24	Zylinderschraube	cylinder screw	vis cylindrique	0088823.5	(M6x20 DIN912)
25	Anschlag	sheet stop	butée	35.7153.00	
	Pos. 10-12	pos. 10-12	pos. 10-12		
	Bandrolle Kpl.	tape roller cpl.	roulette cpl.	17.7300.14	

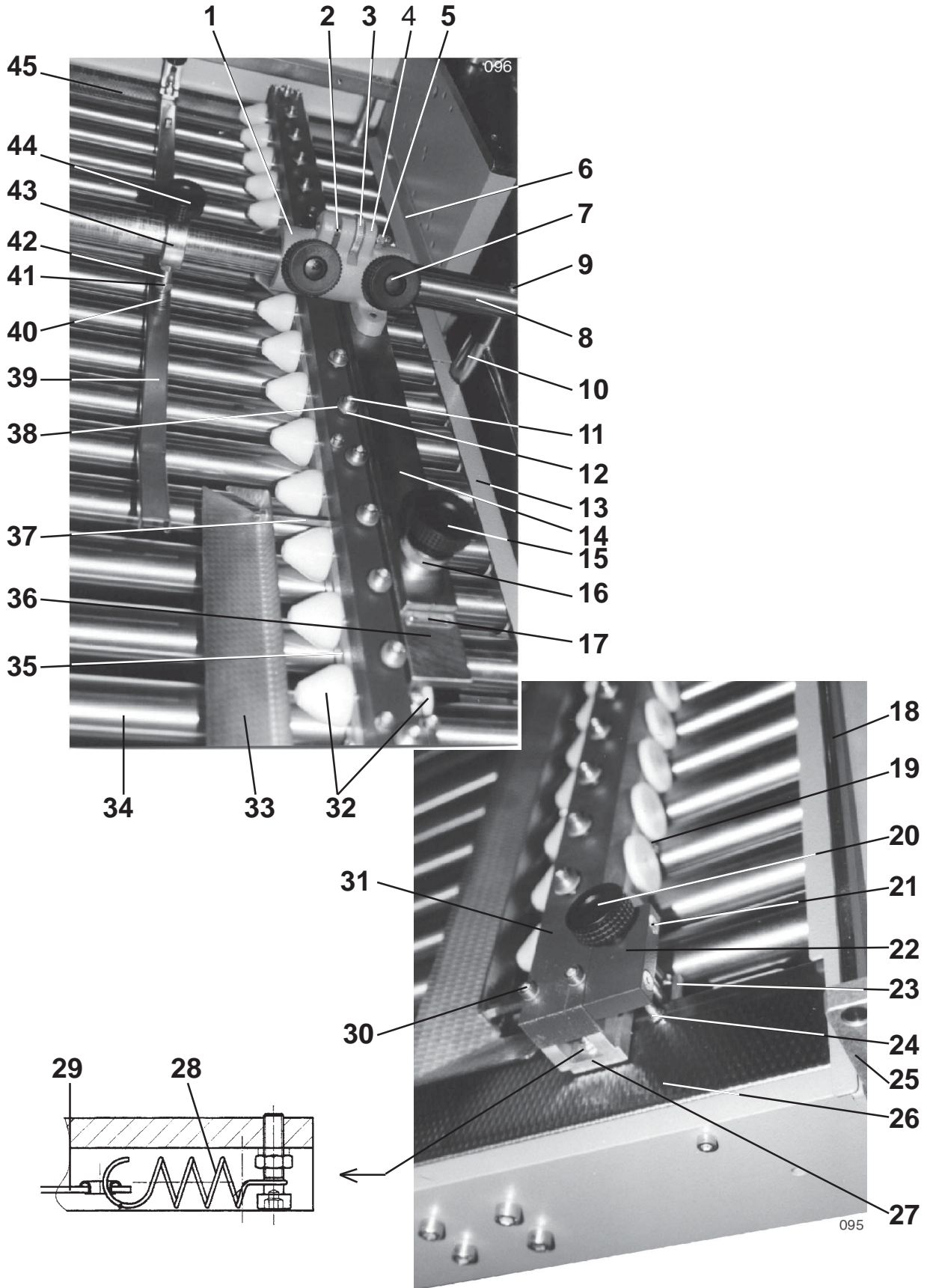


1	Schutzblech T700/T800.1 FW III T700/T800.1 FWI IV	guard T700/T800.1 unit III T700/T800.1 unit IV	protection T700/T800.1 groupe III T700/T800.1 groupe IV	17.7161.04 17.7161.05	
2	Rad	wheel	roulette	70 630 011	
3	Stellring	collar	bague	0088393.5	(A25 DIN705)
4	Bolzen	bolt	axe	5.0.7725.010	
5	Halter	holder	suport	4.0.7144.010	
6	Kordelschraube	knurled screw	vis moletée	35.7100.64	
7	Druckfeder T700/T800.1 FW III T700/T800.1 FW IV	spring T700/T800.1 unit III T700/T800.1 unit IV	ressort T700/T800.1 groupe III T700/T800.1 groupe IV	70 480 010 01.7181.00	
8	Stellring	collar	bague	17.7303.00	
9	Stütze T700/T800.1 FW III 4 Ta FW III 2 Ta FW IV 4 Ta FW IV 2 Ta	holder T700/T800.1 unit III 4 buckles unit III 2 buckles unit IV 4 buckles unit IV 2 buckles	support T700/T800.1 groupe III 4 poches groupe III 2 poches groupe IV 4 poches groupe IV 2 poches	4.0.7121.060 4.0.7121.070 17.7121.03 17.7121.04	
10	Lenkrolle	caster wheel	roue de guidage	00104513	(2477 DIK 125 RO5)
11	Rollenlager	bearing	roulement	00110486	(32510-40)

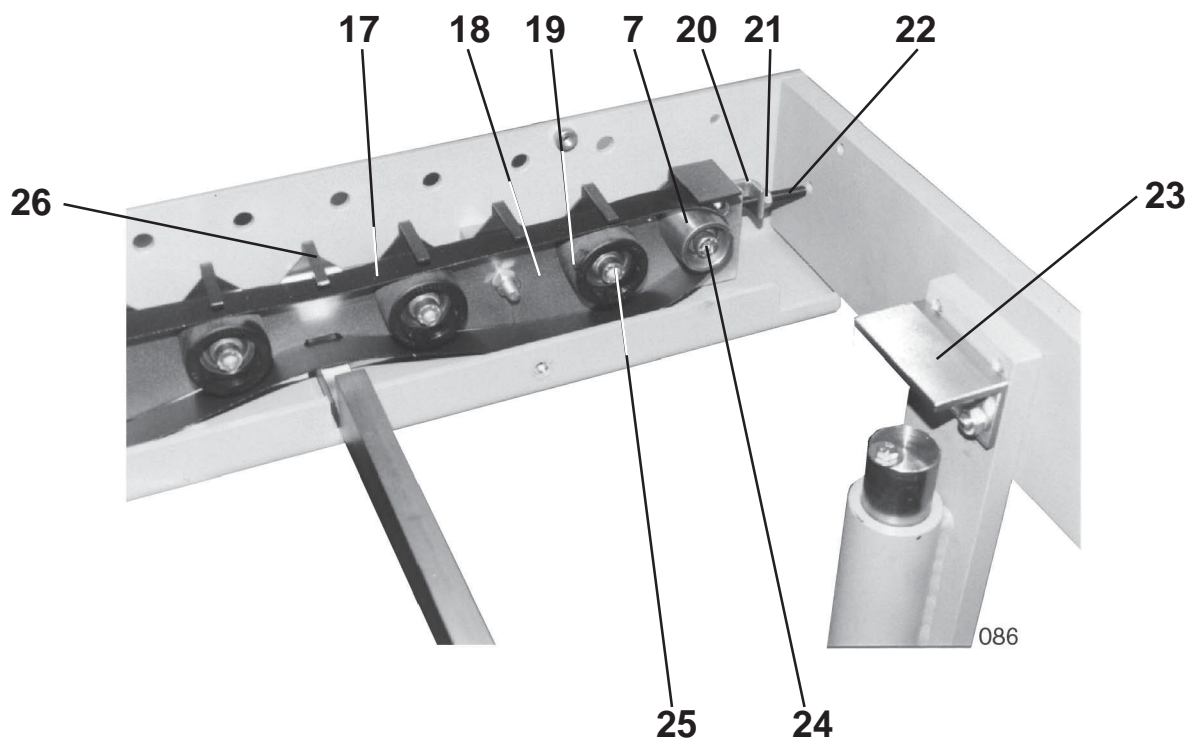
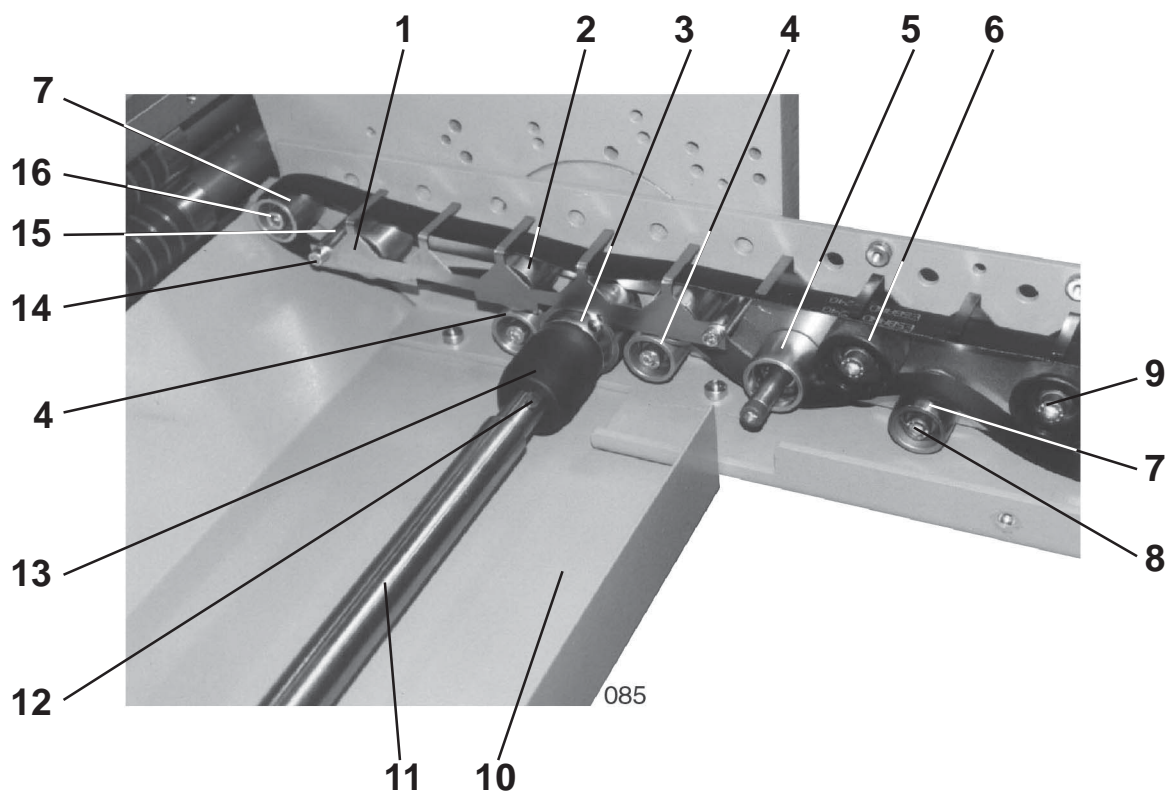




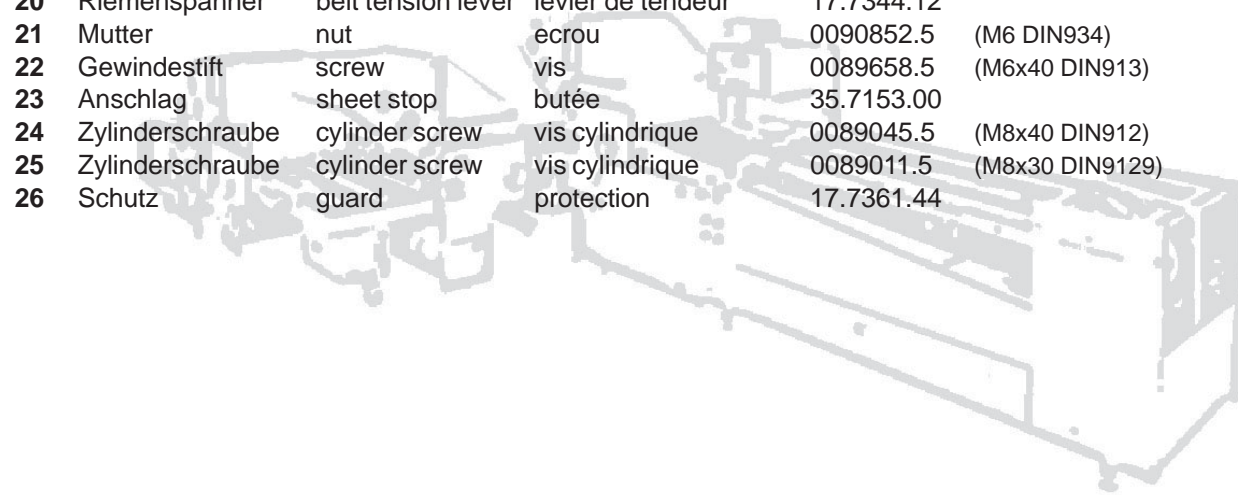
1	Niederhalter	smoother	guide feuille		
	T700 FW II und T700 FW III/ T700 8 page unit and T700 16 page unit/ T700 groupe II et T700 groupe III			17.7353.05(*)	(A=800 mm)
	T800.1 FW II und T800.1 FW III/ T800 8pg unit and T800.1 16pg unit/ T800.1 groupe II et T800.1 groupe III			17.7353.11	(A=660 mm)
	T800.1 FW II und T700 FW III/ T800.1 8 page unit and T700 16pg unit/ T800.1 groupe II et T700 groupe III			17.7353.11	(A=660 mm)
	T700/T800.1 FW III + IV/ T700/T800.1 16 page unit + 32 page unit/ T700/T800.1 groupe III + IV			17.7353.06	(A=670 mm)
2	Feder	spring	ressort	00102749	(D150 DIN2098)
3	Zylinderschraube	cylinder screw	vis cylindrique	0089086.5	(M8x55 DIN912)
4	Stellring	collar	bague	17.7328.03	
5	Kordelgriff	knurled grip	poignée	00100257	(M6x10 SW GN534-32)
6	Transportrolle Kpl.	transport roller cpl.	roulette de transport cpl.	17.7300.28	
7	Niederhalter Kpl.	smoother cpl.	guide feuille cpl.		
	T700/T800.1 FW II + IV/ T700/T800.1 8 page unit + 32 page unit/ T700/T800.1 groupe II + IV			17.7300.13	
8	Niederhalter	smoother	guide feuille	01.7264.00	
9	Werkzeug	tools	outils	17.7200.07	
10	Niederhalterseil Kpl.	smoother rope cpl.	corde d'abat feuille cpl.		
	T700/T800.1 FW III + IV/ T700/T800.1 16 + 32 page unit/ T700/T800.1 groupe III + IV			17.7300.18	(A=600 mm)
11	Winkel	bar	barre	17.7353.08	
12	Halter	holder	support	70 500 260	
13	Rändelhohlschraube	knurled screw	vis moletée	00095810	(M6x15 GN421)
14	Niederhalterseil Kpl.	smoother rope cpl.	corde d'abat feuille cpl.		
	T700/T800.1 FW III/ T700/T800.1 16 page unit/ T700/T800.1 groupe III			17.7300.15	
	Pos. 1-5 + 11-13	pos. 1-5 + 11-13	pos. 1-5 + 11-13		
	Niederhalter Kpl.	smoother cpl.	guide feuille cpl.		
	T700 FW II und T700 FW III/ T700 8 page unit and T700 16 page unit/ T700 groupe II et T700 groupe III			17.7300.09(*)	(A=800mm)
	T800.1 FW II und T800.1 FW III/ T800.1 8pg unit and T800.1 16pg unit/T800.1 groupe II et T800.1 groupe III			17.7300.34	(A=660mm)
	T800.1 FW II und T700 FW III/ T800.1 8pg unit and T700 16pg unit/T800.1 groupe II et T700 groupe III			17.7300.34	(A=660mm)
	T700/T800.1 FW III + IV/ T700/T800.1 16 page unit + 32 page unit/ T700/T800.1 groupe III + IV			17.7300.11	(A=670mm)
(*)	auch FWII-T800.1 mit 68cm max. Arbeitsbreite	also 8-page unit T800.1 with 68cm. max. sheet size	aussi groupe II - T800.1 avec largeur max. 68cm		

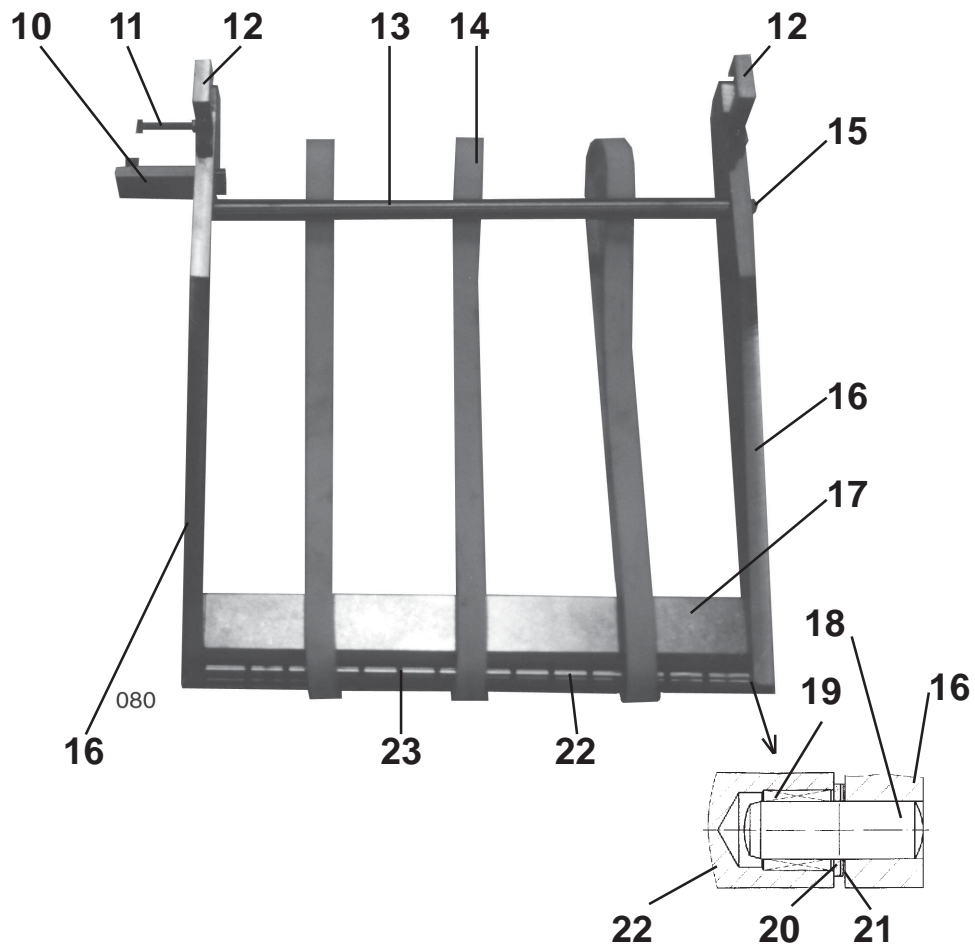



1	Stellstück	adjustment piece	pièce de réglage	35.7212.01	
2	Stiftschraube	screw	vis	35.7203.00	
3	Rändelmutter	knurled nut	ecrou moletée	0087148.5	(M8 DIN467)
4	Stellstück	adjustment piece	pièce de réglage	35.7212.00	
5	Hutmutter	cap nut	ecrou à chapeau	0093641.5	(M8 DIN1587)
6	Abdeckblech	cover plate	tôle de recouvrement	17.7361.25	
7	Griff	handle	levier	13.2800.01	
8	Stellstange	adjustment bar	barre de réglage	17.7321.18	
9	Zylinderschraube	cylinder screw	vis cylindrique	0089052.5	(M8x45 DIN912)
10	Bolzen	bolt	axe	17.7325.00	
11	Zylinderschraube	cylinder screw	vis cylindrique	0088716.5	(M5x30 DIN912)
12	Scheibe	disc	disque	0095073.5	(5,3 - DIN7349)
13	Abdeckblech	cover plate	tôle de recouvrement	17.7361.29	
14	Leiste	bar	barre	2.0.7244.010	
15	Kordelgriff	knurled grip	poignée	00100269	(GN534-40-M8-SW)
16	Excentergriff	excenter grip	levier excentrique	10 420 030	
17	Maßstab	scale	échelle graduée	50 670 010	
18	Stange	bar	barre	17.7321.09	
19	Führungsschiene	slide bar	glissière de barre	17.7261.12	
20	Kordelgriff mit Stiftschraube	knurled grip with screw	poignée avec vis	00100268 0091403.5	(GN534 - 32-M6) (M6x60 DIN939)
21	Senkschraube	screw	vis	0095344.5	(M5x35 DIN7991)
22	Klotz	block	bloc	17.7244.01	
23	Halter	holder	support	17.7244.03	
24	Sechskantschraube	hexagon screw	vis à six pans	0090290.5	(M5x40 DIN933)
25	Halter	holder	support	17.7344.11	
26	Einlaufblech	infeed plate	tôle d'introduction	17.7361.14	
27	Doppelrollenleiste	double roller bar	barre de double rouleau	17.7251.03	
28	Feder	spring	ressort	00102562	(10-3-1 Knörzer)
29	Niederhalterband	smoother belt	courroie de guide feuille	17.7200.08	
30	Zylinderschraube	cylinder screw	vis cylindrique	0088716.5	(M5x30 DIN912)
31	Verstärkungsleiste	reinforcing bar	barre de renforcement	17.7241.02	
32	Doppelrolle	double roller	rouleau double	17.7200.00	
33	Einlaufblech	infeed plate	tôle d'introduction	17.7261.06	
34	Schrägrolle Kpl.	cross carrier roller cpl.	rouleau cpl.	17.7400.00	
35	Lineal	ruler	régle	17.7261.09	
36	Träger	bar	barre	17.7215.01	
37	Stehbolzen	bolt	axe	17.7225.00	
38	Feder	spring	ressort	00102772	(D-165C DIN2098)
39	Niederhalter	smoother	guide feuille	17.7353.06	(669 Länge)
40	Feder	spring	ressort	00102749	(D-150D DIN2098)
41	Mutter	nut	ecrou	0090878.5	(M8 DIN934)
42	Zylinderschraube	cylinder screw	vis cylindrique	0089086.5	(M8x55 DIN912)
43	Stellring	collar	bague	17.7328.03	
44	Kordelgriff	knurled grip	poignée	00100257	(GN534-32-M6x10-SW)
45	Einlaufblech	infeed plate	tôle d'introduction	17.5161.11	
	Pos. 39-44 Niederhalter Kpl.	pos. 39-44 smoother cpl.	pos. 39-44 guide feuille cpl.	17.7300.11	

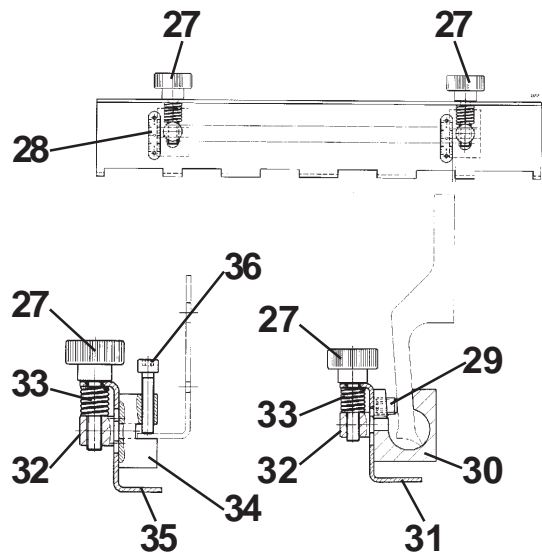
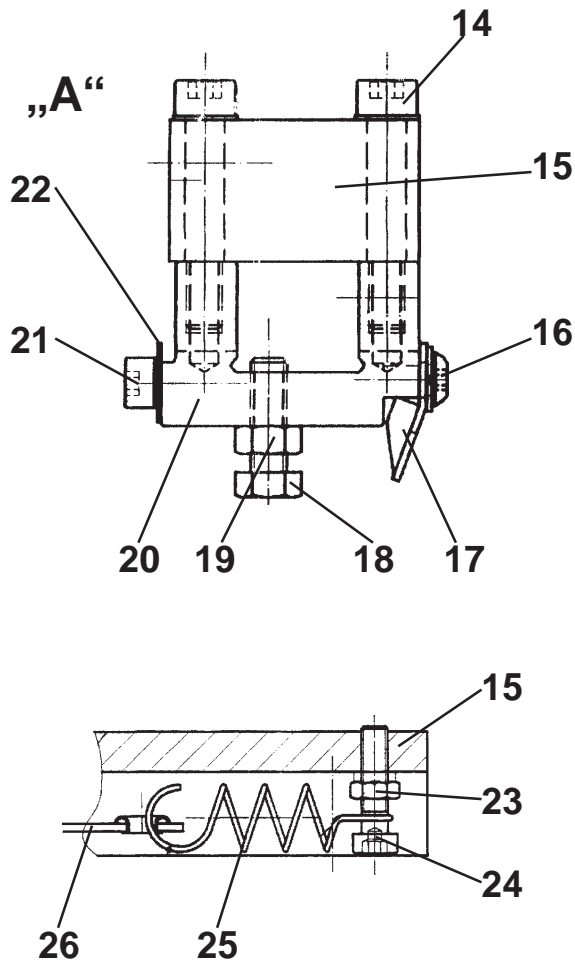



1	Fingerschutz	finger protection	protection des dés	17.7361.19	
2	Bandrolle	tape roller	roulette	35.7300.09	
3	Riemenscheibe	pulley	poulie	1.0.5232.310	
4	Bandrolle Kpl.	tape roller cpl.	roulette cpl.	17.7300.14	
5	Bandrolle	tape roller	roulette	17.7300.27	
6	Bandspannrolle	bearing	roulement	00111781	(F56.202 INA)
7	Bandrolle	tape roller	roulette	35.7300.09	
8	Zylinderschraube	cylinder screw	vis cylindrique	0099011.5	(M8x30 DIN912)
9	Zylinderschraube	cylinder screw	vis cylindrique	0089011.5	(M8x30 DIN912)
10	Schutzblech	guard	protection	17.7361.10	
11	Welle	shaft	arbre	17.5221.04	
12	Paßfeder	spring	clavette	00094508	(6x6x30 DIN6885)
13	Kupplungsstück	coupling piece	pièce d'accouplement	01.5200.15	
14	Zylinderschraube	cylinder screw	vis cylindrique	0088899.5	(M6x55 DIN912)
15	Distanz	distance	distance	17.7328.01	
16	Zylinderschraube	cylinder screw	vis cylindrique	0089045.5	(M8x40 DIN912)
17	Band	flat belt	courroie	0106068	(20x2735 NE 21)
18	Antriebsplatte	driving plate	tole de commande	17.7364.15	
19	Bandspannrolle	bearing	roulement	00111781	(F56.202 INA)
20	Riemenspanner	belt tension lever	levier de tendeur	17.7344.12	
21	Mutter	nut	ecrou	0090852.5	(M6 DIN934)
22	Gewindestift	screw	vis	0089658.5	(M6x40 DIN913)
23	Anschlag	sheet stop	butée	35.7153.00	
24	Zylinderschraube	cylinder screw	vis cylindrique	0089045.5	(M8x40 DIN912)
25	Zylinderschraube	cylinder screw	vis cylindrique	0089011.5	(M8x30 DIN9129)
26	Schutz	guard	protection	17.7361.44	





1	Lasche	holder	support	35.6853.01	
2	Rändelschraube	knurled screw	vis moletée	0095810.5	(M6x15 GN421)
3	Einlaufblech	infeed plate	tôle d'introduction	17.7561.00	
4	Doppelrolle	double rollex	rouleau double	17.7200.00	
5	Niederhalter	smoother	guide feuille	01.7264.00	
6	Niederhalter	smoother	guide feuille	15.6885.00	
7	Zylinderschraube	cylinder screw	vis cylindrique	0085910.5	(M5x8 DIN84)
8	Niederhalter	smoother	guide feuille		
	T700 FW I und FWII-68cm / T700 parallel unit and 8 page unit-68cm/T700 groupe I et groupe II avec 68cm			17.7553.00	
	T800.1 FW I und FWII-82cm / T800.1 par. unit and 8pg unit-78cm/T800.1 groupe I et groupe II avec 78cm			17.7553.03	
	T800.1 FW I und FWII-68cm / T800.1 par. unit and 8pg unit-68cm/T800.1 groupe I et groupe II avec 68cm			17.7553.00	
9	Zylinderschraube	cylinder screw	vis cylindrique	00886335	((M5x16 DIN912)
10	Abstützung	holder	support		
	T700 FW I und FWII-68cm / T700 parallel unit and 8 page unit-68cm/T700 groupe I et groupe II avec 68cm			15.6844.01	
	T800.1 FW I und FWII-78cm / T800.1 par. unit and 8pg unit-78cm/T800.1 groupe I et groupe II avec 78cm			17.7544.01	
	T800.1 FW I und FWII-68cm / T800.1 par. unit and 8pg unit-68cm/T800.1 groupe I et groupe II avec 68cm			17.7544.01	
11	Sechskantschraube	screw	vis		
	T700 FW I und FWII-68cm / T700 parallel unit and 8 page unit-68cm/T700 groupe I et groupe II avec 68cm			0090415.5	(M6x50 DIN933)
	T800.1 FW I und FWII-78cm / T800.1 par. unit and 8pg unit-78cm/T800.1 groupe I et groupe II avec 78cm			0090373.5	(M6x25 DIN933)
	T800.1 FW I und FWII-68cm / T800.1 par. unit and 8pg unit-68cm/T800.1 groupe I et groupe II avec 68cm			0090373.5	(M6x25 DIN933)
12	Halter	holder	support	15.6844.00	
13	Traverse	traverse	traverse		
	T700 FW I und FWII-68cm / T700 parallel unit and 8 page unit-68cm/T700 groupe I et groupe II avec 68cm			15.7521.00	
	T800.1 FW I und FWII-78cm / T800.1 par. unit and 8pg unit-78cm/T800.1 groupe I et groupe II avec 78cm			15.7521.00	
	T800.1 FW I und FWII-68cm / T800.1 par. unit and 8pg unit-68cm/T800.1 groupe I et groupe II avec 68cm			15.7521.00	
14	Band	tape	courroie		
	T700 FW I und FWII-68cm / T700 parallel unit and 8 page unit-68cm/T700 groupe I et groupe II avec 68cm			00105354	(20x 925 - 880 LO)
	T800.1 FW I und FWII-78cm / T800.1 par. unit and 8pg unit-78cm/T800.1 groupe I et groupe II avec 78cm			00105407	(20x1070 - 1015 LO)
	T800.1 FW I und FWII-68cm / T800.1 par. unit and 8pg unit-68cm/T800.1 groupe I et groupe II avec 68cm			00105354	(20x 925 - 880 LO)
15	Linsenschraube	screw	vis	0096065.5	(M8x25 ULS)
16	Seitenteil	side frame	tôle lateral		
	700 FW I und FWII-68cm / T700 parallel unit and 8 page unit-68cm/T700 groupe I et groupe II avec 68cm			17.7515.00	
	T800.1 FW I und FWII-78cm / T800.1 par. unit and 8pg unit-78cm/T800.1 groupe I et groupe II avec 78cm			17.7541.02	
	T800.1 FW I und FWII-68cm / T800.1 par. unit and 8pg unit-68cm/T800.1 groupe I et groupe II avec 68cm			17.7515.00	
17	Traverse	traverse	traverse		
	700 FW I und FWII-68cm / T700 parallel unit and 8 page unit-68cm/T700 groupe I et groupe II avec 68cm			15.7541.02	
	T800.1 FW I und FWII-78cm / T800.1 par. unit and 8pg unit-78cm/T800.1 groupe I et groupe II avec 78cm			17.7541.02	
	T800.1 FW I und FWII-68cm / T800.1 par. unit and 8pg unit-68cm/T800.1 groupe I et groupe II avec 68cm			17.7541.02	
18	Zylinderstift	pin	goupille	15.6803.00	
19	Lagerhülse	bearing	roulement	00110397	(HK 1012)
20	Paßscheibe	washer	rondelle	00092230	(10x16x1,2 DIN988)
21	Paßscheibe	washer	rondelle	00092213	(10x16x0,5 DIN988)
22	Bandwalze	tape roller	rouleau		
	700 FW I und FWII-68cm / T700 parallel unit and 8 page unit-68cm/T700 groupe I et groupe II avec 68cm			15.7524.00	
	T800.1 FW I und FWII-78cm / T800.1 par. unit and 8pg unit-78cm/T800.1 groupe I et groupe II avec 78cm			17.7524.00	
	T800.1 FW I und FWII-68cm / T800.1 par. unit and 8pg unit-68cm/T800.1 groupe I et groupe II avec 68cm			17.7524.00	
23	O-Ring	o-ring	anneau de joint	00101123	(3,0x15)



Standard-Falztasche
 Standard-buckle plate
 Poche-standard

Kombi-Falztasche
 Combi-buckle plate
 Poche-peigne

1	Niederhalter	smoother	guide feuille	01.7264.00	
2	Einlaufblech	infeed plate	tole d'introduction	17.7561.00	
3	Griff	handle	levier	00100266	(M8x40 GN534)
4	Excentergriff	excenter grip	levier excentrique	10 420 030	
5	Leiste	bar	barre	2.0.7244.010	
6	Griff	handle	levier	13.2800.01	
7	Stellstück	adjustment piece	pièce de réglage	35.7212.01	
8	Rändelmutter	knurled nut	ecrou moletée	0087155.5	(M8 DIN467)
9	Hutmutter	cap nut	ecrou à chapeau	0093641.5	(M8 DIN 1587)
10	Stellstück	adjustment piece	pièce de réglage	35.7212.00	
11	Kordelgriff	knurled grip	poignée	00100268	(M6x32 GN534)
12	Stellring	collar	bague	17.7328.03	
13	Niederhalter	smoother	guide feuille		
	FWII - 68cm	8 page unit - 68cm	groupe II - 68cm	17.7553.01	
	FWII - 78cm	8 page unit - 78cm	groupe II - 78cm	17.7553.02	
14	Zylinderschraube	cylinder screw	vis cylindrique	0088716.5	(M5x30 DIN912)
15	Verstärkungsleiste	reinforcing bar	barre de renforcement		
	FWII - 68cm	8 page unit - 68cm	groupe II - 68cm	17.7541.00	
	FWII - 78cm	8 page unit - 78cm	groupe II - 78cm	17.7541.03	
16	Linsenschraube	screw	vis	0095927.5	(M4x8 ULS)
17	Lineal	ruler	régle		
	FWII - 68cm	8 page unit - 68cm	groupe II - 68cm	17.7561.01	
	FWII - 78cm	8 page unit - 78cm	groupe II - 78cm	17.7561.09	
18	6kt-schraube	hexagon screw	vis à six pans	0090241.5	(M5x16 DIN933)
19	Mutter	nut	ecrou	0090845.5	(M5 DIN934)
20	Doppelrollenleiste	double roller bar	barre de rouleau double		
	FWII - 68cm	8 page unit - 68cm	groupe II - 68cm	17.7551.00	
	FWII - 78cm	8 page unit - 78cm	groupe II - 78cm	17.7551.02	
21	Zylinderschraube	cylinder screw	vis cylindrique	0088567.5	(M4x6 DIN912)
22	Führungsschiene	slide bar	glissière de barre		
	FWII - 68cm	8 page unit - 68cm	groupe II - 68cm	17.7561.03	
	FWII - 78cm	8 page unit - 78cm	groupe II - 78cm	17.7561.11	
23	Mutter	nut	ecrou	0092122.5	(M5 DIN985)
24	Zylinderschraube	cylinder screw	vis cylindrique	0094668.5	(M5x20 DIN6912)
25	Feder	spring	ressort	00102562	(10-3-1 knörzer)
26	Niederhalteband	smoother flat belt	courroie d'abat feuille		
	FWII - 68cm	8 page unit - 68cm	groupe II - 68cm	17.7500.23	
	FWII - 78cm	8 page unit - 78cm	groupe II - 78cm	17.7500.30	
27	Rändelschraube	knurled screw	vis moletée	00095860	(M6x25 GN421)
28	Maßstab	scale	échelle graduée	50 670 010	
29	Gewindestift	screw	vis	0089680.5	(M8x10 DIN933)
30	Klemmstück	clamping piece	pièce de blocage	10.7544.00	
31	Anschlag - FTK	sheet stop combi-plate	butée poche peigne		
	FWII - 68cm	8 page unit - 68cm	groupe II - 68cm	17.7561.13	
	FWII - 78cm	8 page unit - 78cm	groupe II - 78cm	17.7561.06	
32	Bolzen	bolt	axe	3.0.7525.010	
33	Druckfeder	pression spring	ressort de pression	50 480 090	
34	Klemmstück	clamping piece	pièce de blocage	3.0.7544.050	
35	Anschlag - FT	sheet stop standard buckle plate	butée poche standard		
	FWII - 68cm	8 page unit - 68cm	groupe II - 68cm	17.7561.05	
	FWII - 78cm	8 page unit - 78cm	groupe II - 78cm	17.7561.07	
36	Zylinderschraube	cylinder screw	vis cylindrique	0088708.5	(M5x25 DIN912)
	pos.27-33 (Kombi-Falztasche (2x)) Vorsatzanschlag Kpl. für FWII-68cm Vorsatzanschlag Kpl. für FWII-78cm	pos.27-33 (combi-plate (2x)) sheet stop cpl. for 8 page unit -68cm sheet stop cpl. for 8 page unit -78cm	pos.27-33 (poche peigne (2x)) butée cpl. pour groupe II -68cm butée cpl. pour groupe II -78cm	17.7500.04 17.7500.074	
	pos.27+32-36 (Standard-Falztasche (2x)) Vorsatzanschlag Kpl. für FWII-68cm Vorsatzanschlag Kpl. für FWII-78cm	pos.27+32-36 (standard-buckle plate (2x)) sheet stop cpl. for 8 page unit -68cm sheet stop cpl. for 8 page unit -78cm	pos.27+32-36 (poche-standard (2x)) butée cpl. pour groupe II -68cm butée cpl. pour groupe II -78cm	17.7500.05 17.7500.075	

