

## Ersatzteilliste / Parts List

---

# Automatische Auslage Automatic Delivery delta703

---

Modell153-04 / Model153-04



palamides GmbH  
Benzstr. 14 – 71272 Renningen  
Tel: +49 (0) 7159 / 92570-0 – Fax: +49 (0) 7159 / 92570-99  
<http://www.palamides.de>

© Copyright palamides GmbH – 08/2008

## Hinweise zur Handhabung der Ersatzteilliste

Um das Auffinden des benötigten Teiles zu erleichtern, wurde die Maschine in verschiedene Bereiche unterteilt, die durch Buchstaben gekennzeichnet sind.

Ein Index, sowie eine bildliche Übersicht der Maschine im Anschluss an diese Einleitung soll helfen schnell den benötigten Buchstaben zu finden.

Am Anfang eines jeden Abschnittes befinden sich Gesamtansichten in denen die Details mit der Artikelnummer bezeichnet sind. Unter dieser Artikelnummer findet man anschließend das gesuchte Teil. Die Artikelnummern sind im Anschluss numerisch gegliedert.

Einige Artikelinformationen sind auch in anderen Teilen der Dokumentation zu finden. Die folgenden Piktogramme verweisen auf diese Teile.



Bedienungsanleitung



Stromlaufplan



Pneumatikplan

---

## Advice for using the parts list

In order to facilitate location of the required parts, the machine has been divided into different areas, each identified by a letter.

An index, as well as an illustrated overview of the machine, follows this introduction and should help to find the required parts quickly.

At the beginning of each section there is a location drawing in which the details and article numbers are noted. It is then possible to find the required part under this article number. The article numbers are listed numerically at the end.

Some product information can also be found in other parts of the documentation. The following icons refer to these parts.



Instruction Manual



Electrical Schematic



Pneumatic Circuit

## Index

**A** Ausleger – Rundriemenzuführung / Presstation / Formatüberwachung

**B** Bandführung - Wellen und Achsen zur Bandführung

**C** Schachtzuführung - Stopperachse / Stopperfinger / Oberbandschlittenachse / Oberbandschlitten

**D** Schacht - Rüttelplatten / Vorsammelfinger / Stapelniveaueausgleich / Rückenrüttelplatte

**E** Rechte Maschinenseite - Bandantrieb / Hubtisch / Hubtischantrieb

**F** Linke Maschinenseite - Drosselleiste / Sensoren / Hubtischantrieb

**G** Ausstoßer

**H** Schweiß- und Schneidstempel

**I** Banderolentablett

**J** Seitenschieber

**K** Pneumatikkiste

**L** Paketlift

**M** Abdeckungen / Schutzschalter

**N** Bänder und Riemen

**O** Zubehör/Verbrauchsmaterial

**P** Optional Antistatik

**Q** Optional Blasluft

**R** Optional Kleinformat / Standard

**S** Optional Kleinpaketeinrichtung

**T** Optional Ringöseneinrichtung

**U** Optional Stapelniveaueausgleich

## Hinweis

Das Kapitel „Sensoren, Zylinder und Motoren“ befinden sich in der Bedienungsanleitung.  
Die Kapitel „Bedienelement“, und „Schaltschrank“ befinden sich im Stromlaufplan.

---

## Index

- A Infeed section - Round belt infeed / Pressing station / Format monitoring

---

- B Transport belt infeed - Shafts and axles of the belt guide

---

- C Shaft infeed - Stop axle / pre-collecting finger / Upper band slide axle / Upper band slide

---

- D Shaft - Jogging plates / Rack / Batch level compensation / Back jogging plate

---

- E right side of the machine - Belt drive / Elevation table / elevation table drive

---

- F left side of the machine - Throttle rail / Sensors / Elevation table drive

---

- G Ejector

---

- H Welding / cutting die

---

- I Bundling tray / tape turn elements

---

- J Side loader

---

- K Pneumatics

---

- L package lift

---

- M Circuit breaker / covers

---

- N Belts

---

- O Accessories / consumables

---

- P Optional Antistatic

---

- Q Optional air blast device

---

- R Optional Small format / standard

---

- S Optional Small Parcel Device

---

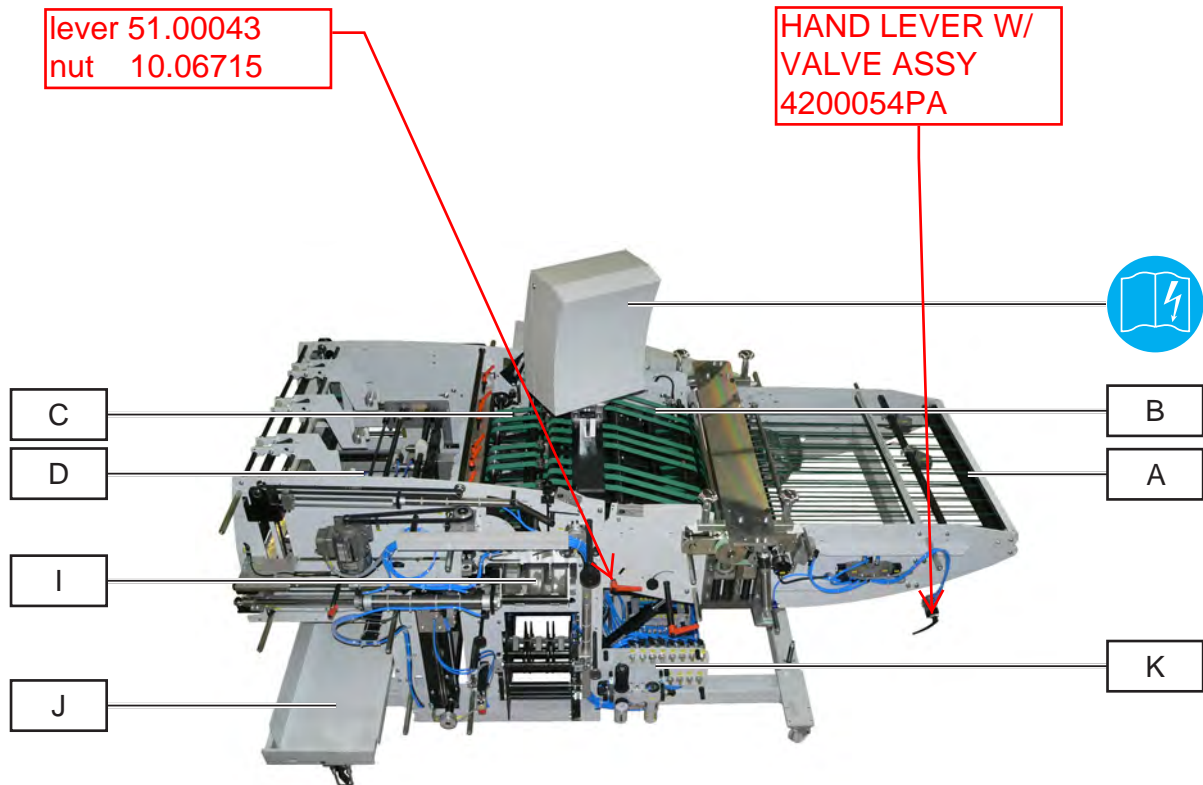
- T Optional Loopstitch Device delta703

---


- U Optional Batch level compensation

## Notice

The chapters „Sensors, Pneumatics, Motors“ are included in the Manual Instructions.  
The chapters „Operating Unit“, and „Control Panel“ are included in the Electrical Schematic.



1040770



1040768

Pusher plate for  
BA 700 10.00337

L

A

K

1040710

LOCKING LEGS  
1201000PA

A

D

J


K

1040708

locking pin  
5100041

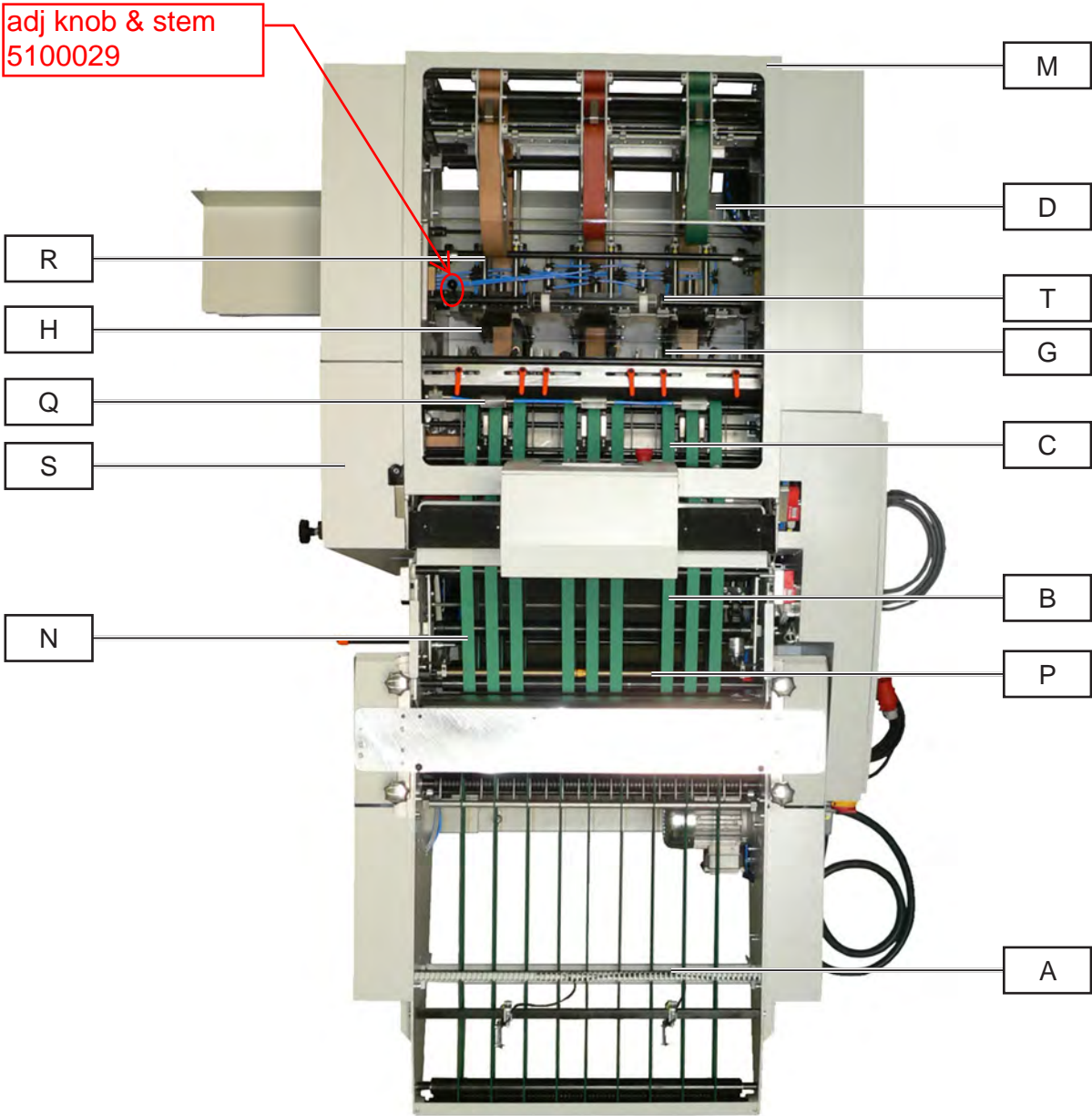


1040711



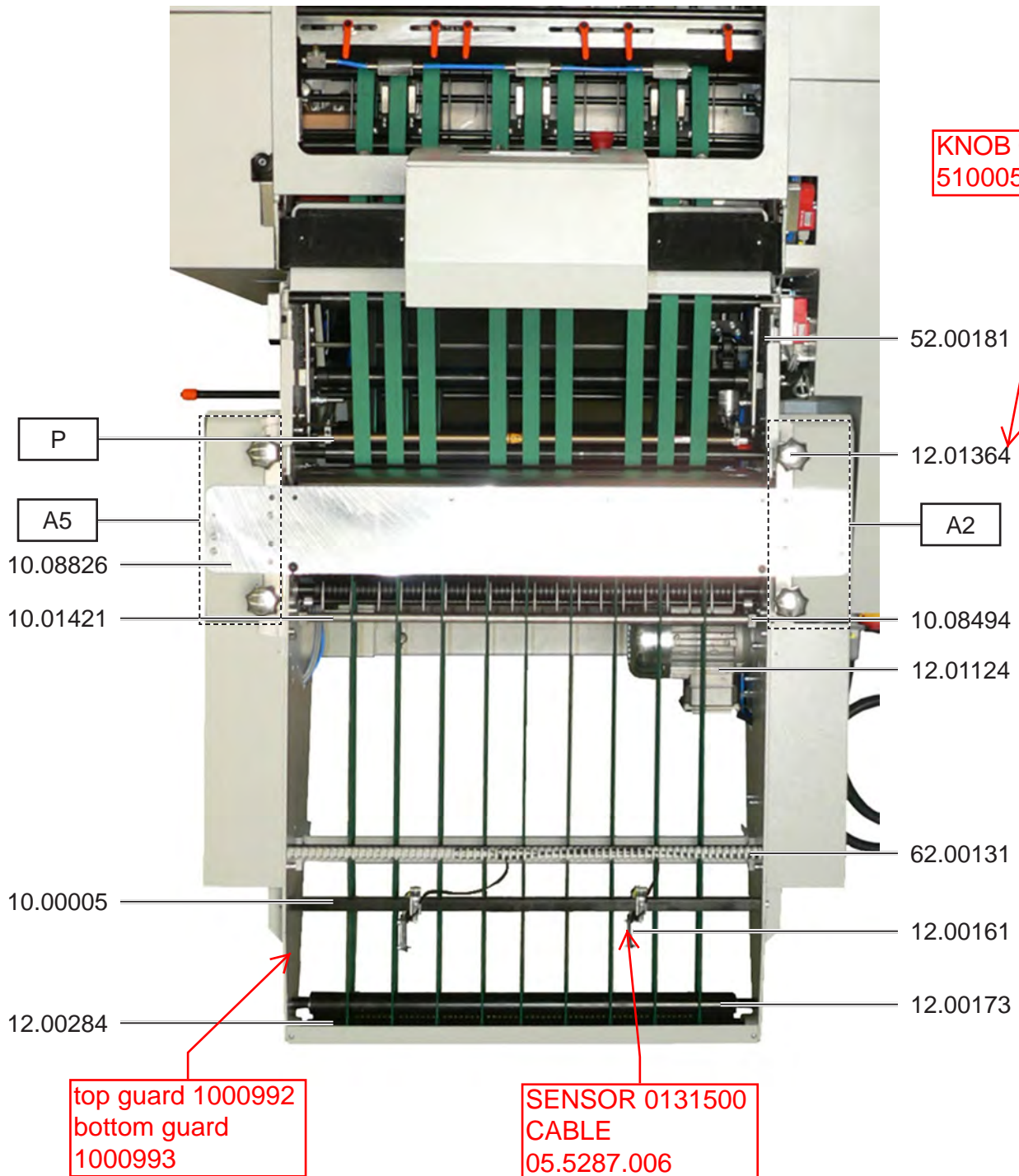
1040709





1040702


A1



---

<b>Artikel</b>	<b>Beschreibung</b>	<b>Description</b>
10.00005	Traverse	distance bar
10.01421	Rohr mit Fingern d=18	deflector
10.08494	Hebel	lever
10.08826	Platte	plate
12.00161	Sensor B8 (auch B9, B11)	sensor B8 (also B9, B11)
12.00173	Spannwelle Zuführung	shaft axle infeed
12.00284	Rundriemenwelle freilaufend	shaft for round belts
12.01124	Motor Pressenantrieb	motor pressing unit
12.01364	Einstellschraube	adjusting screw
52.00181	Kette 6mm Teilung 104 Glieder	chain 6mm
62.00131	Kabelkanal VK-flex 20	troughing VK-flex 20

A2



Artikel	Beschreibung	Description
<b>12.01357</b>	<b>Deckel rechts</b> bestehend aus:	<b>cover right side</b> consisting of:
10.05113	Platte	plate
<b>12.03174</b>	<b>Rolle</b> bestehend aus:	<b>roller</b> consisting of:
10.05079	Bandrolle	pulley
10.05080	Bolzen	bolt
10.05525	Hülse	bush
31.00012	Rillenkugellager 61804.2ZR	deep groove ball bearing
10.00015	Spannexcenter	tensioning excenter
10.00018	Scheibe	washer
10.05105	Bandrolle Motor	pulley motor
10.08190	Antriebsscheibe	drive disk
10.08490	Scheibe	drive disk
12.00220	Rolle	pulley, assembly kit
23.00008	Flach-Riemenscheibe	flat belt disk with groove

A3

COMES WITH BEARING

11.00361



11.00362

11.00630

11.00360

OBSOLETE-UPGRADE  
#0200265 COMES CPL W/BEARINGS AND GREASE NIPPLES



1040458

31.00024

12.03179

31.00008

12.00813

12.00813

BEARINGS  
3200007

ROUND BELTS  
2200017


Artikel	Beschreibung	Description
<b>12.00813</b>	<b>Antriebswelle Rundriemen</b> bestehend aus:	<b>drive shaft for round belts</b> consisting of:
10.06638	Antriebswelle Rundriemen	drive shaft round belt
32.00007	Rillenkugellager 6004.2ZRN	deep groove ball bearing
<b>12.03179</b>	<b>Zylinder Presstation</b> bestehend aus:	<b>cylinder pressing unit</b> consisting of:
10.08836	Aufnahme	flange
10.08987	Aufnahme	flange
41.00047	Zylinder DSEU 32-125 PA	air cylinder
42.00064	Drosselventil	throttle
43.00062	L-Steckverschraubung	l-screw fitting
43.00189	Gabelkopf SG-M 10x1,25	fork head SG-M10x1,25
43.00259	Lagerbock LBE 32	bearing housing
53.00103	Druckfeder D-321	pressure spring D-321
11.00360	Vorpresswalze	pre-pressing roller
<b>11.00361</b>	Hauptpresswalze	pressing roller
<b>11.00362</b>	Hauptpresswalze	pressing roller
31.00008	Laufrolle LR 5206 KDD	roller
31.00024	Laufrolle LR 5203 KDD	roller

**1100361 CHANGES TO 0200263**

**1100362 CHANGES TO 0200264**

**1008822PA PRE PRESSING ROLLER TOP & BOTTOM NEW #0200265PA**

A4

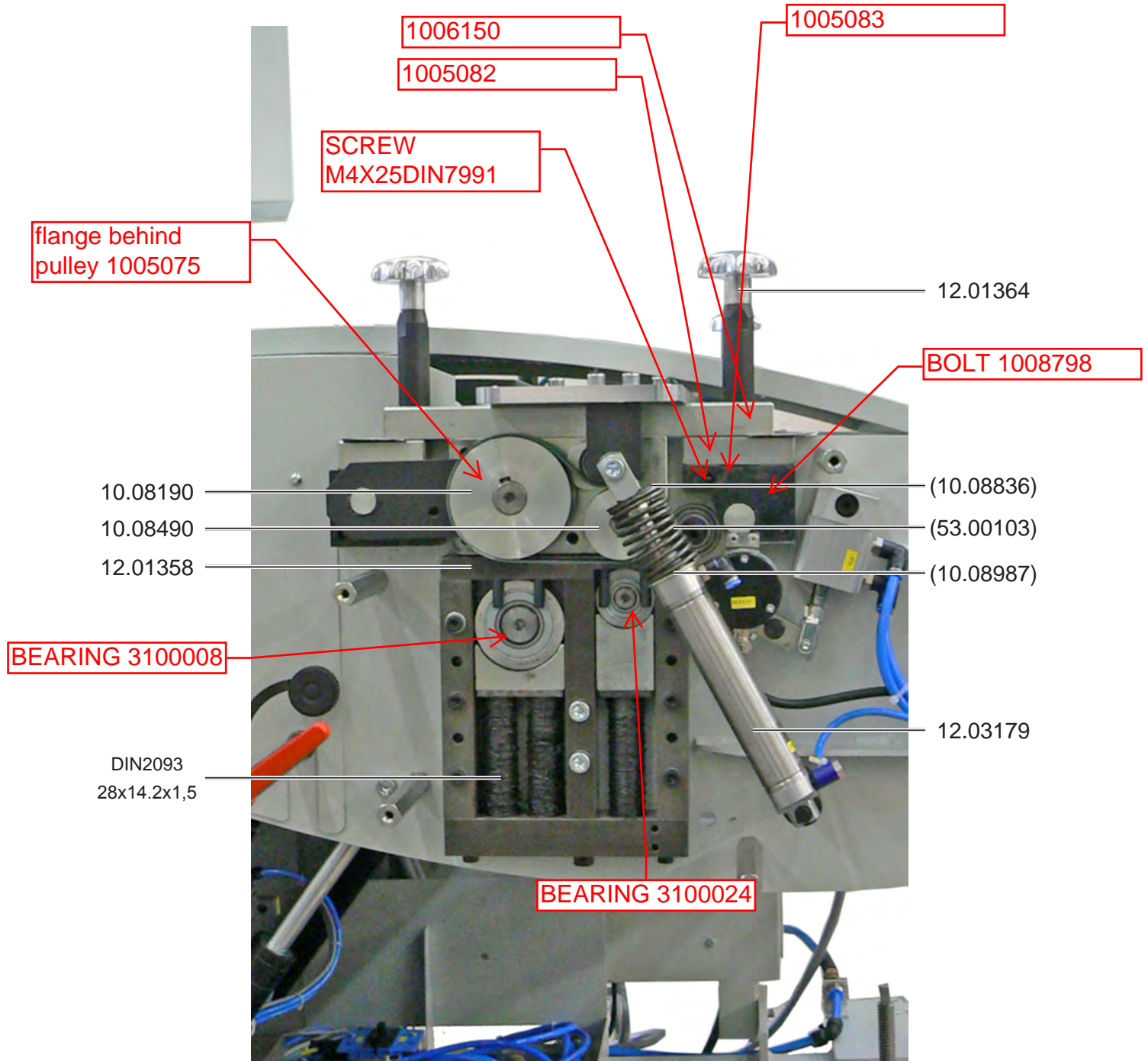


1010797-r



Artikel	Beschreibung	Description
<b>12.00843</b>	<b>Zylinder Makuschleuse delta</b> bestehend aus:	<b>cylinder deflector delta</b> consisting of:
10.04134	Platte Zylinder	plate cylinder
10.04581	Zwischenstück	connector pin
10.06724	Hebel	lever
41.00025	Kurzhubzylinder ADVU-32-10-PA	air cylinder
43.00047	Gabelkopf SG-M8	fork head SG-M8
43.00060	Steckverschraubung	screw fitting
43.00063	L-Steckverschraubung	l-screw fitting
<b>12.01083</b>	<b>Ventil Makuschleuse</b> bestehend aus:	<b>valve deflector</b> consisting of:
42.00014	Magnet-Imp.Vent JMFH-5-1/8B	impulse-air-valve 1/8" (Festo)
42.00037	Magnetspule BG o. Stecker	solenoid coil BG without plug
43.00063	L-Steckverschraubung	l-screw fitting
43.00073	Schalldämpfer	sound absorber
62.00306	Magnetventilsteckverbindung	single solenoid valve connect.
61.00025	Drehgeber 200 Impulse	encoder, 200 pulse


A5



1130764

Artikel	Beschreibung	Description
<b>12.01358</b>	<b>Deckel links</b> bestehend aus:	<b>cover left side</b> consisting of:
10.05112	Platte	plate
<b>12.01364</b>	<b>Sterngriffspindel</b> bestehend aus:	<b>adjusting screw</b> consisting of:
10.06156	Gewindespindel	threaded spindle
51.00055	Sterngriff DIN6336	star handle
<b>12.03179</b>	<b>Zylinder Presstation</b> bestehend aus:	<b>cylinder pressing unit</b> consisting of:
10.08836	Aufnahme	flange
10.08987	Aufnahme	flange
41.00047	Zylinder DSEU 32-125 PA	air cylinder
42.00064	Drosselventil	throttle
43.00062	L-Steckverschraubung	l-screw fitting
43.00189	Gabelkopf SG-M 10x1,25	fork head SG-M10x1,25
43.00259	Lagerbock LBE 32	bearing housing
53.00103	Druckfeder D-321	pressure spring D-321
10.08190	Antriebsscheibe	drive disk
10.08490	Scheibe	drive disk
DIN2093 28x14.2x1,5	Tellerfeder	disk spring


B



1040702




**B1**



1040777

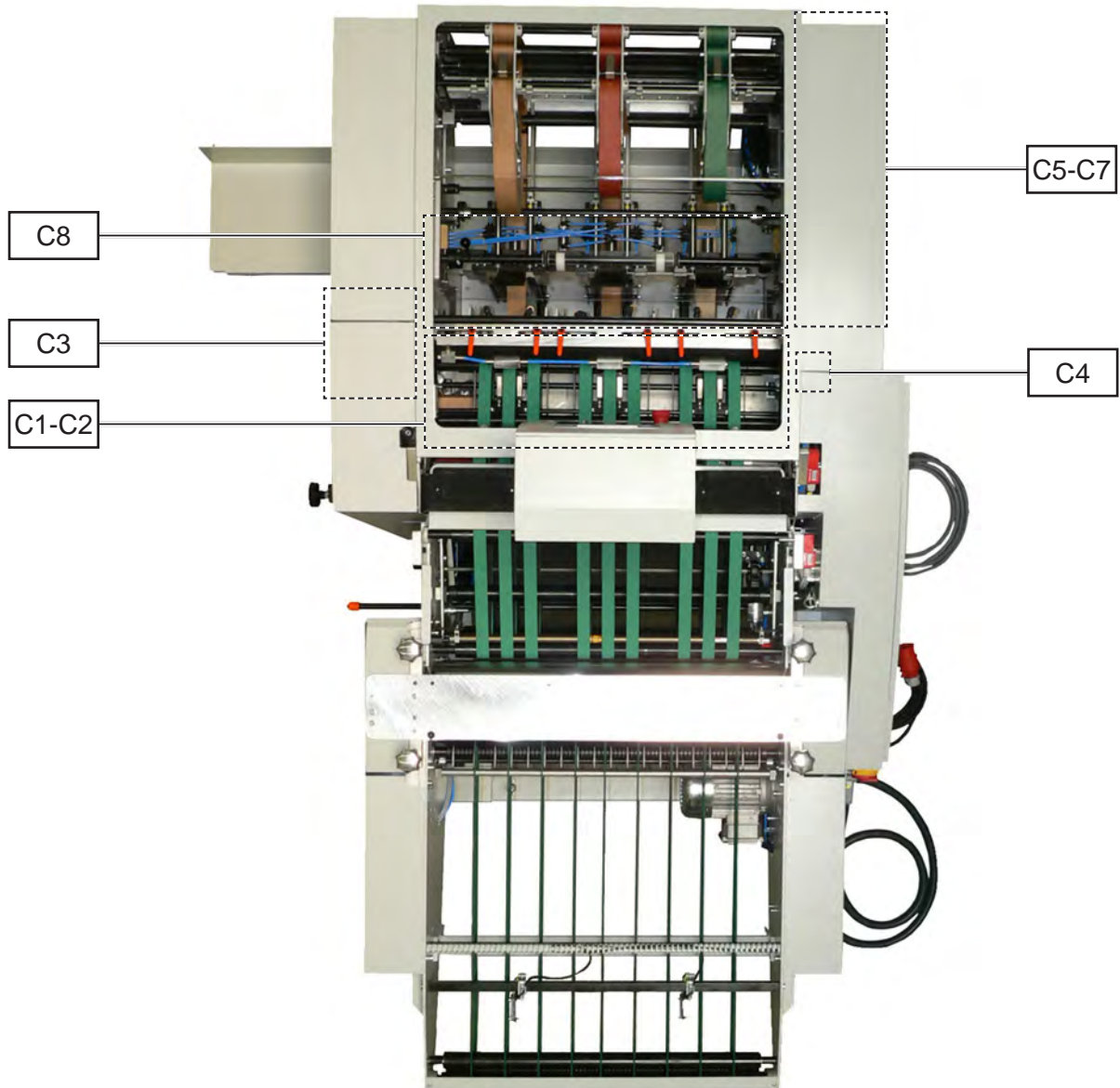
**B2**



1040335

Artikel	Beschreibung	Description
<b>12.00809</b>	<b>Aufschuppachse 700</b> bestehend aus:	<b>shingling axle 700</b> consisting of:
10.06624	Achse	shaft
10.06625	Rohr 728x40	tube 728x40
10.08752	Aufnahme	flange
31.00012	Rillenkugellager 61804.2ZR	deep groove ball bearing
<b>12.00987</b>	<b>Umlenkrohr ballig D=30, L=831</b> bestehend aus:	<b>reversing tube</b> consisting of:
10.02556	Achse	shaft
10.06625	Rohr 728x40	tube 728x40
31.00012	Rillenkugellager 61804.2ZR	deep groove ball bearing
<b>12.03141</b>	<b>Umlenkwellen mit Achse 840</b> bestehend aus:	<b>reversing tube with shaft 840</b> consisting of:
10.02910	Rohr	tube
10.06636	Achse	shaft
31.00017	Rillenkugellager 61904.2ZR	deep groove ball bearing
10.06492	Verstellachse	regulation shaft
52.00181	Kette 6mm Teilung 104 Glieder	chain 6mm

C



1040702





**C1**




12.00042  
(10.00227)

12.00798

12.00797

1653

**C2**



51.00041

53.00066

10.06699

12.00796

1658

Artikel	Beschreibung	Description
<b>12.00042</b>	<b>Kleinformatstopper</b> bestehend aus:	<b>batching plate for small size</b> consisting of:
10.00227	Stopperfeder Kleinformat	plate spring for stopper
10.00228	Halteblech Stopperfeder	holder
<b>12.00797</b>	<b>Umlenkr. ballig D=30, L=864.5</b> bestehend aus:	<b>reversing tube</b> consisting of:
10.06447	Rohr Flachriemen	tube flat belt
10.06504	Achse 864.5 x 15	shaft
31.00003	Rillenkugellager 61802.2ZR	deep groove ball bearing
10.06699	Bolzen	pin
12.00796	Unterstützungsfinger kpl.	support fingers cpl.
12.00798	Anlagefeder delta	plate spring delta
51.00041	Rastbolzen Seitenschieber	locking pin
53.00066	Zugfeder Z-173I	tension spring Z-173I

C3


BEARING FOR  
SHAFT 3200004

10.06506

10.06499

10.06446

BEARING FOR  
SHAFT 6004-2Z



1010776

angle bar under  
roller 10.06720

10.06502

10.06497

12.00773

C4

DIN653-  
M6-50

10.06498

10.06496

12.00403

12.00781



53.00072

53.00032

10.06466

10.06507

Artikel	Beschreibung	Description
<b>12.00781</b>	<b>Rohr ballig D=30</b> bestehend aus:	<b>tube convex</b> consisting of:
10.06447	Rohr Flachriemen	tube flat belt
10.08449	Achse 15x852	shaft
31.00003	Rillenkugellager 61802.2ZR	deep groove ball bearing
10.06446	Antriebswelle	drive shaft
10.06466	Platte	plate
10.06495	Aufnahme links (ohne Abbildung)	flange left side (without illustration)
10.06496	Aufnahme rechts	flange right side
10.06497	Welle	shaft
10.06498	Achse 839.5 x 15	shaft
10.06499	Welle	shaft
10.06502	Platte	plate
10.06506	Gewindebolzen	threaded bolt
10.06507	Lasche	loop
12.00403	Laufrolle 45/25	pulley Ø 45x25
12.00773	Stopperzylinder	batching cylinder
53.00032	Druckfeder D 143 F	pressure spring D-143 F
53.00072	Zugfeder Z-123I	tension spring Z-123I
DIN- 53-M6-50	Rändelschraube	knurled screw


1x 10.06460	bolt
\$ 45.14	
Additional mounting parts, in case they are required	
1x DIN471-A8	circlip
\$ 0.68	
1x 0101550	washer
\$ 0.22	
1x 0088997	Screw
\$ 1.00	

**C5**

C7

10.06009

10.04979  
21.00031



1010783-r

10.00616

12.00220

10.06206

12.00220

12.00220

**C6**

10.08192

10.06497

10.04977



1010785

10.06499


10.08192

10.06446


---

<b>Artikel</b>	<b>Beschreibung</b>	<b>Description</b>
10.00616	Spannhebel	lever
10.04977	Bandrolle 40x30x19	pulley 40x30x19
10.04979	Bandrolle 40x30x16	reel 40x30x16
10.06009	Traverse	tie-bar
10.06206	Lagerplatte	bench
10.06446	Antriebswelle	drive shaft
10.06497	Welle	shaft
10.06499	Welle	shaft
10.08192	Rundriemenscheibe	round belt drive pulley
10.08192	Rundriemenscheibe	round belt drive pulley
12.00220	Rolle	pulley, assembly kit
21.00031	Stirnradgetriebemotor 0,37KW	spur gear brake motor 0,37kW

**C7**




**C8**





Artikel	Beschreibung	Description
<b>12.00793</b>	<b>Rohr ballig mit Achse L=812</b> bestehend aus:	<b>tube convex with shaft</b> consisting of:
10.08815	Welle	shaft
10.06486	Rohr ballig	tube convex
31.00012	Rillenkugellager 61804.2ZR	deep groove ball bearing
<b>12.00834</b>	<b>Umlenkrohr 703</b> bestehend aus:	<b>reversing tube 703</b> consisting of:
10.08815	Welle	shaft
10.06625	Rohr 728x40	tube 728x40
31.00012	Rillenkugellager 61804.2ZR	deep groove ball bearing
10.04977	Bandrolle 40x30x19	pulley 40x30x19
10.06127	Hülse	bush
10.06126	Hülse	bush
10.06499	Welle	shaft
10.06145	Rolle	pulley
52.00095	Ring	PU-ring


D



1040702



D1



BELT 22.00178

10.00044

10.06714

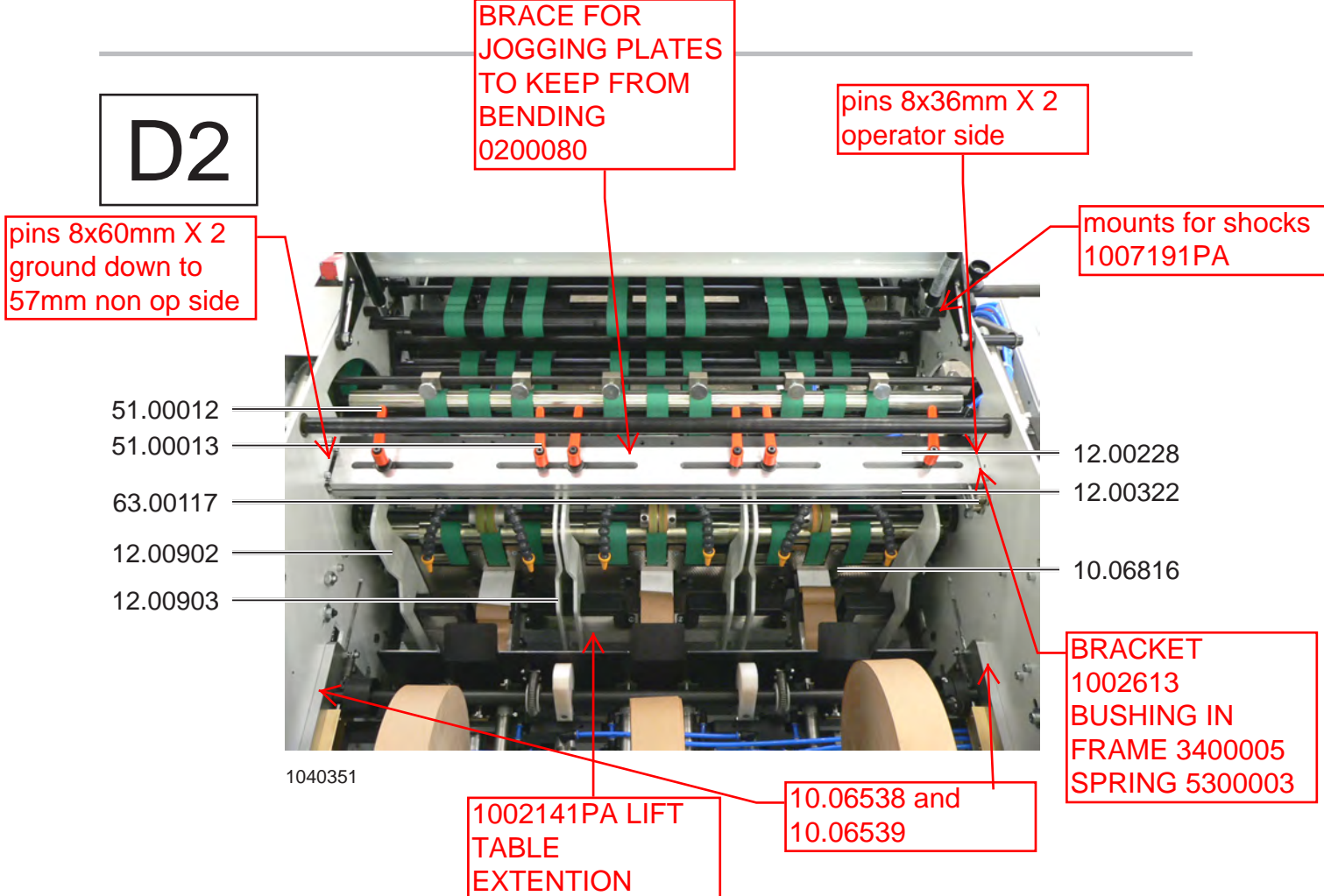
21.00008

12.00313

UPGRADE  
1200968

1010867

D2



BRACE FOR  
JOGGING PLATES  
TO KEEP FROM  
BENDING  
0200080

pins 8x36mm X 2  
operator side

pins 8x60mm X 2  
ground down to  
57mm non op side

mounts for shocks  
1007191PA

51.00012

12.00228

51.00013

12.00322

63.00117

10.06816

12.00902

12.00903

BRACKET  
1002613  
BUSHING IN  
FRAME 3400005  
SPRING 5300003

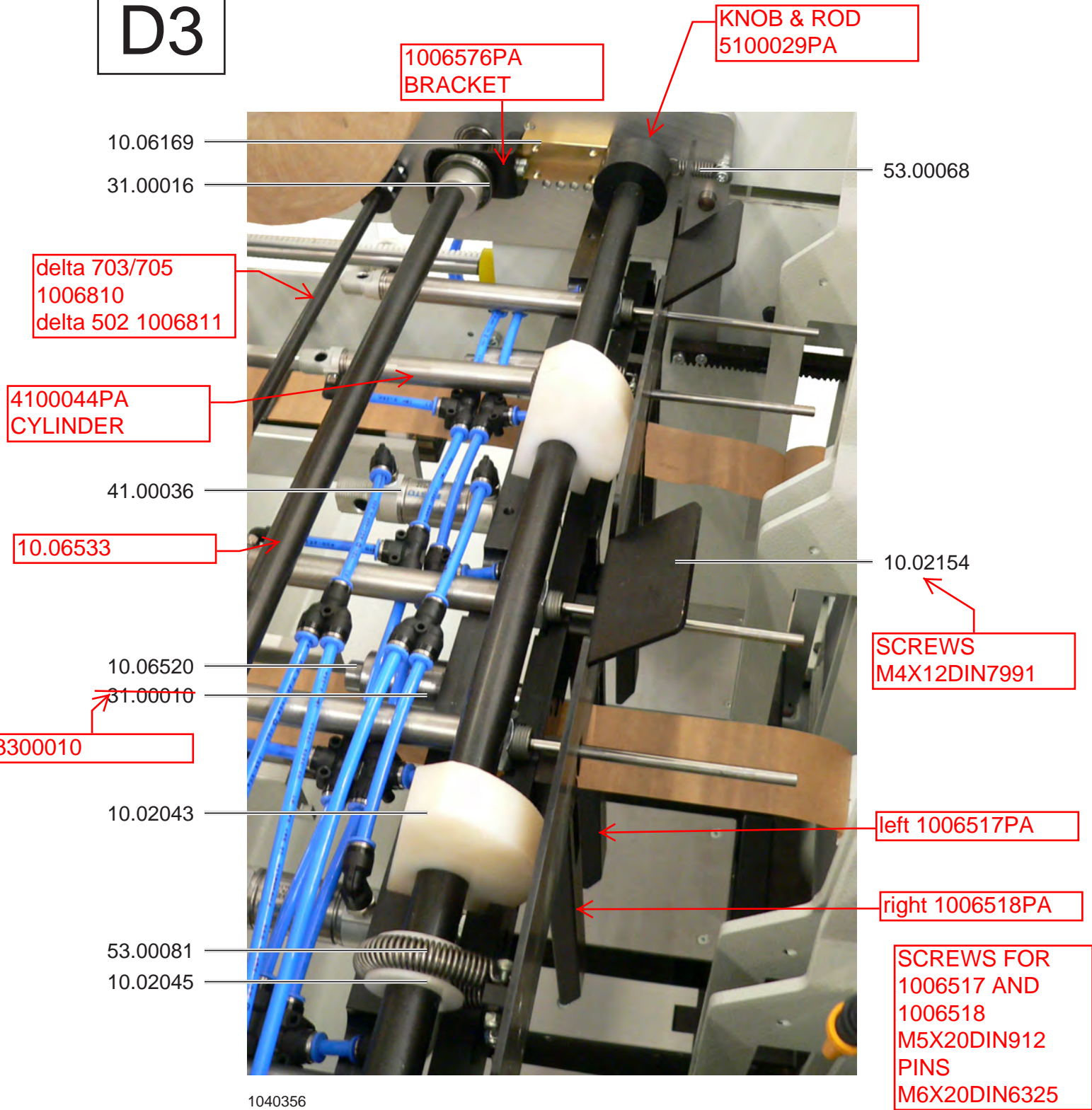
1040351

1002141PA LIFT  
TABLE  
EXTENTION

10.06538 and  
10.06539

Artikel	Beschreibung	Description
<b>12.00313</b>	<b>Rüttelgetriebe kpl.</b> bestehend aus:	<b>gear box for jogging device</b> consisting of:
10.00050	Gehäuse Rüttelantrieb	housing
10.00054	Excenterwelle	eccentric shaft
31.00004	Rillenkugellager 6002.2RSR	deep groove ball bearing
34.00005	DU-Buchse 0810 DU	bush 0810 DU
<b>12.00902</b>	<b>Rüttelplatte lang kpl. rechts</b> bestehend aus:	<b>batch plate, right side, long</b> consisting of:
10.06366	Stapelblech, rechts, lang	batch plate, right side, long
10.08118	Stapelblechhalter lang	holder long for batch plate
51.00012	Klemmhebel, verstellbar	clamping lever
52.00059	Unterlagscheibe	plain washer
<b>12.00903</b>	<b>Rüttelplatte kurz kpl. links</b> bestehend aus:	<b>batch plate, left side, short</b> consisting of:
10.00587	Hülse	bush
10.06367	Stapelblech, links, lang	batch plate, left side, long
10.08119	Stapelblechhalter kurz	holder short for batch plate
51.00013	Klemmhebel, verstellbar	clamping lever
52.00059	Unterlagscheibe	plain washer
10.00044	Poly-V-Riemenscheibe Ø17,5	poly-V-pulley Ø17,5
21.00008	Drehstrommotor 0,09KW 1400 1/m	3-ph-AC-motor 0,09kW
10.06714	Poly-V-Riemenscheibe Ø56	poly-V-pulley Ø56
12.00228	Rüttelplatte oben	upper jogging plate
12.00322	Rüttelplatte unten	lower jogging plate
10.06816	Schachrückwand 703	shaft rear panel
63.00117	Induktivtaster Omron 4mm	proximity switch
51.00012	Klemmhebel, verstellbar	clamping lever
51.00013	Klemmhebel, verstellbar	clamping lever

**D3**




Artikel	Beschreibung	Description
10.02043	Excenterscheibe	eccentric plate
10.02045	Federscheibe	spring washer
10.02154	Blechbiegeteil	plate
10.06169	Buchse	bush
10.06520	Führungswelle	guidance wave
<del>31.00010</del>	Laufrolle mit integr. Kugellag	roller w. ball bearings
31.00016	Rillenkugellager 61806.2ZR	deep groove ball bearing
41.00036	Zylinder DSN-25-5-P	air cylinder
53.00068	Zugfeder Z-107I	tension spring Z-107I
53.00081	Zugfeder Z-115V-35I	tension spring Z-115V-35I

WRONG #  
SHOULD BE  
3300010

D4

10.02605




10.02604

51.00012

1130743

D5

10.06533



10.06719

10.06810

1130744




---

Artikel	Beschreibung	Description
<b>11.00439</b>	<b>Klemmung Verstellrahmen</b> bestehend aus:	<b>clamping regulation frame</b> consisting of:
10.02604	Adapter	adapter
10.02605	Führungsmutter	guidance nut
10.02606	Führungsmutter	guidance nut
10.02607	Adapter	adapter
10.06719	Klemmeinrichtung 8mm	locking device
10.06810	Achse	shaft
51.00012	Klemmhebel, verstellbar	clamping lever
DIN2093- 20x10.2x0,8	Tellerfeder	disk spring

**D6**

10.06719




10.06810

1130745

**D7**

10.02606

10.02607



1130746

---


Artikel	Beschreibung	Description
<b>11.00439</b>	<b>Klemmung Verstellrahmen</b> bestehend aus:	<b>clamping regulation frame</b> consisting of:
10.02604	Adapter	adapter
10.02605	Führungsmutter	guidance nut
10.02606	Führungsmutter	guidance nut
10.02607	Adapter	adapter
10.06719	Klemmeinrichtung 8mm	locking device
10.06810	Achse	shaft
51.00012	Klemmhebel, verstellbar	clamping lever
DIN2093- 20x10.2x0,8	Tellerfeder	disk spring



E1-E2

SHOCKS 5300058

E3



10800HF

E

right side of the machine

**palamides**

---

**E1**



41.00050

41.00049

10.06083


21.00008

10.06458

10.06458

1010786

**E2**



12.00220

10.06461

10.06070

43.00163

12.00220

10.01144

DIN9841

12x30 M10

10.08259

DIN9841

12x30 M10


10.06610

1040420

---

<b>Artikel</b>	<b>Beschreibung</b>	<b>Description</b>
10.01144	Antriebsrolle Rundriemenwelle	drive pulley
10.06070	Adapter	adapter
10.06083	Platte	plate
10.06458	Zahnscheibe 10AT5	pinion
10.06461	Adapter	adapter
10.06610	Hülse	bush
10.08259	Hülse	bush
12.00220	Rolle	pulley, assembly kit
21.00008	Drehstrommotor 0,09KW 1400 1/m	3-ph-AC-motor 0,09kW
41.00049	DSNU-40-310-P-A	air cylinder
41.00050	Normzylinder DSNU-25-310-PPV-A	air cylinder
43.00163	Gelenkkopf	flexible coupling
DIN9841 12x30 M10	Paß-Schulterschraube	dowel screw (stripper bolt)

**E3**

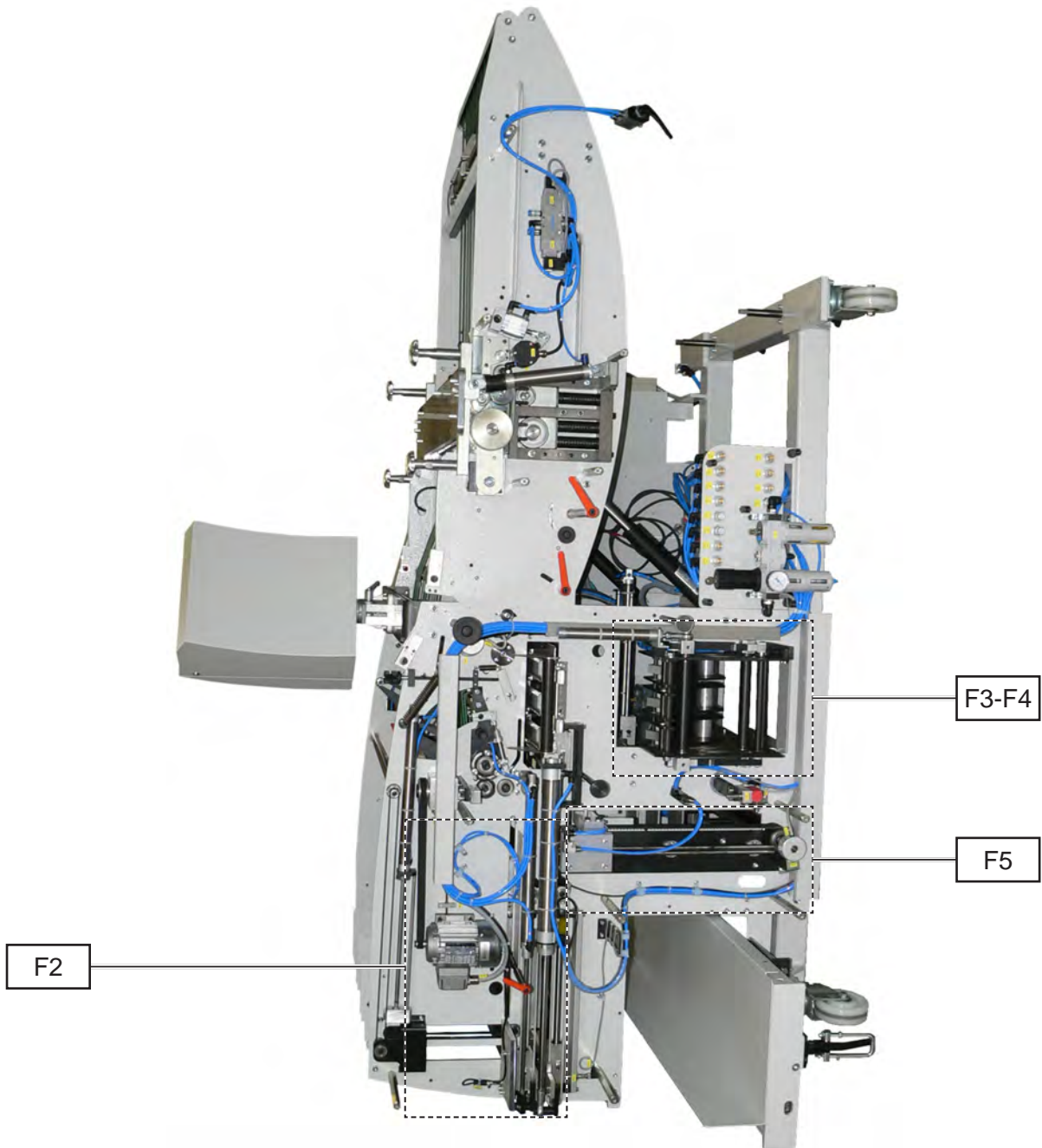


1020663\_HF

SHAFT  
1006467PA



Artikel	Beschreibung	Description
<b>12.00790</b>	<b>Laufwagen rechts</b> bestehend aus:	<b>guide block right side</b> consisting of:
10.06735	Laufwagen rechts	holder right side
10.08570	Hülse	bush
31.00023	Profillaufrolle	radial ball bearing
<b>12.03170</b>	<b>Spannflansch lang für</b> bestehend aus:	<b>tension flange</b> consisting of:
10.00088	Zahnscheibe 10AT5	pinion
10.02839	Spannflansch	tension flange
31.00007	Rillenkugellager 6000.2ZR	deep groove ball bearing
10.01413	Führungsstange 1	guiding rod 1
10.06110	Zahnscheibe HTD-8M-50-22	pinion
10.06481	Zahnscheibe HTD-8M-58-22	pinion
21.00041	Stirnradgetriebesbremsmotor	spur gear brake motor 0,55kW
32.00030	Rillenkugellager 6006.2ZNR	deep groove ball bearing




1040775

F

left side of the machine

F1

- 12.00632
- 10.06091
- 12.00683
- 12.00683




DEFLECTOR  
1006720PA

1010775

Artikel	Beschreibung	Description
<b>12.00632</b>	<b>Synchrowelle Banderole oben</b> bestehend aus:	<b>synchro shaft upper tape</b> consisting of:
10.00067	Zahnscheibe HTD-3M	pinion
10.06090	Achse	shaft
32.00006	Rillenkugellager 6200.2ZRN	deep groove ball bearing
<b>12.00642</b>	<b>Zahnriemenwelle</b> bestehend aus:	<b>shaft for toothed belt</b> consisting of:
10.00067	Zahnscheibe HTD-3M	pinion
10.06124	Achse	shaft
32.00006	Rillenkugellager 6200.2ZRN	deep groove ball bearing
<b>12.00683</b>	<b>Welle Banderole 700</b> bestehend aus:	<b>shaft tape 700</b> consisting of:
10.00062	Klemmklaue	clamp
10.00114	Rohr Ø27x748	tube Ø 27x748
10.06088	Achse	shaft
32.00008	Rillenkugellager F61802.2ZR	deep groove ball bearing
52.00046	Stellschraube M8x8	adjusting screw M8x8
10.00613	Rändelmutter M8x1	knurled nut M8x1
10.06091	Klemmklaue	clamp
10.06290	Platte	plate
41.00051	Normzylinder DSN-25-290-P	cylinder DSN-25-290-P

F2


HANDLE  
5100012PA  
SHAFT 1006809  
NUT M8DIN934



Artikel	Beschreibung	Description
<b>12.03170</b>	<b>Spannflansch lang für</b> bestehend aus:	<b>tension flange</b> consisting of:
10.00088	Zahnscheibe 10AT5	pinion
10.02839	Spannflansch	tension flange
31.00007	Rillenkugellager 6000.2ZR	deep groove ball bearing
10.06458	Zahnscheibe 10AT5	pinion
10.06459	Welle	shaft
10.06534	Platte	plate
41.00049	DSNU-40-310-P-A	air cylinder
41.00050	Normzylinder DSNU-25-310-PPV-A	air cylinder

**F3**


Version: 50mm



1040791

**F4**

Version: 30mm



1040787



Artikel	Beschreibung	Description
10.00056	Klemmleiste Zahnriemen	connector block toothed belt
10.00062	Klemmklaue	clamp
10.00073	Banderolenbremse	brake for paper band
10.00081	Halter Raststück	holder for stop notch
10.00172	Achse Banderole	tape spool Holder
10.06294	Achse Banderole	tape spool holder
12.00177	Achse Banderolenauszug unten	shaft lower band
12.00181	Zahnriemenwelle	toothed belt shaft
12.00358	Achse Banderolenauszug unten	shaft lower band
32.00004	Rillenkugellager 6202.2ZRN	deep groove ball bearing
41.00018	Doppw.Zylinder DSN-25-160P	air cylinder
51.00031	Rastbolzen	stop notch bolt

SCREWS FOR 1000056

M4X16DIN7991

12.00358 sprocket 10.00056 pin M4X12DIN7991 that holds this part on for both sides.

**F5**



12.00199

10.01413  
10.01414

10.06573

12.00789


10.07321

1010779HF

Artikel	Beschreibung	Description
<b>12.00199</b>	<b>Umlenkrolle Zahnriemen</b> bestehend aus:	<b>reversing roller</b> consisting of:
10.00714	Achse Ø15x70	shaft 15x70
10.00719	Zahnscheibe HTD-8M	pinion
31.00002	Rillenkugellager 6002.2ZR	deep groove ball bearing
<b>12.00789</b>	<b>Laufwagen links</b> bestehend aus:	<b>guide block left side</b> consisting of:
10.06468	Laufwagen	guide block
10.06469	Anschlußstück 1/8"	connecting piece
10.08570	Hülse	bush
31.00023	Profillaufrolle	radial ball bearing
43.00059	Steckverschraubung	screw fitting
43.00062	L-Steckverschraubung	l-screw fitting
10.01413	Führungsstange 1	guiding rod 1
10.01414	Führungsstange 2	guiding rod 2
10.06573	Leiste	bar
10.07321	Schutzhaubenaufnahme	holder security switch


**G1**

12.00783



1020425

**G2**



1040491


Artikel	Beschreibung	Description
<b>12.00783</b>	<b>Ausstößer delta703</b> bestehend aus:	<b>ejector delta703</b> consisting of:
10.00928	Winkel Ausschubzylinder	support angle
10.06086	Führungswelle 448x16-M6	guiding rod 448mm x 16mm
10.06448	Achse 852x25	shaft 852x25
10.06449	Ausschubplatte	ejector plate
10.06450	Dämpfungsring	damping ring
10.06451	Adapterplatte	adapter plate
10.06452	Blechbiegeteil	bent sheet metal part
10.06510	Platte	plate
10.06511	Platte	plate
10.06512	Platte	plate
10.06545	Lasche	mounting link
12.00612	Linearlagereinheit	guiding element
41.00050	Normzylinder DSNU-25-310-PPV-A	air cylinder
43.00062	L-Steckverschraubung	l-screw fitting
43.00189	Gabelkopf SG-M 10x1,25	fork head SG-M10x1,25
63.00117	Induktivtaster Omron 4mm	proximity switch
63.00118	Kabel mit Buchse M12 gerade 5m	cable 5m

H1

pins that hold cutting head  
DIN6325-M6 3X12

block behind cutting head  
1000047

1006875 left side



12.00152

1006874 right side

1006515 right pressing bar

12.00550

12.00223

10.01405

10.01404


1006455 HEATSTAMP LEFT

1040384

1006516 left pressing bar

1006454 HEATSTAMP RIGHT

H2



10.00427

52.00167

53.00005

53.00002

10.00973

DIN439 M5x2,2


1040466

Artikel	Beschreibung	Description
<b>12.00152</b>	<b>Schneidstempel kpl.</b> bestehend aus:	<b>cutting head complete</b> consisting of:
10.00217	Gehäuseplatte Schneidstempel	housing cutting head
10.00427	Messer	cutting knife
10.00479	Kolben hart 50mm	piston for cutting head 50mm
10.01268	Deckel oben Schneidstempel	Cover cutting head top
10.01269	Deckel unten Schneidstempel	Cover cutting head below
52.00167	Zylinderschraube M4x6 10.9	screw M4x6
53.00005	Druckfeder D-063	pressure spring D-063
<b>12.00550</b>	<b>Schweißstempel 50mm</b> bestehend aus:	<b>heating head 50mm</b> consisting of:
10.00973	Heizband teflonbeschichtet	Heating element teflonize
10.08146	Isolierleiste Schweißstempel	Insulating bar for sealing
10.08147	Kontaktplatte	contact plate new style
10.01404	Anschlußklemme rechts	binding post right side
10.01405	Anschlußklemme links	binding post left side
12.00223	Schweißadapter	adapter heating head
53.00002	Druckfeder D-207 A	pressure spring D-207 A
DIN439 M5x2,2	Sechskantmutter	hex nut

1008148 WHITE PLASTIC PART  
4300025 BRASS CONNECTOR


I1

Version: 50mm



1040505

I2




1020440



Artikel	Beschreibung	Description
<b>12.00637</b>	<b>Welle Banderole</b> bestehend aus:	<b>band shaft</b> consisting of:
10.00116	Rohr Ø27x1,5x198	tube Ø27x1,5x198
10.06105	Achse	shaft
32.00008	Rillenkugellager F61802.2ZR	deep groove ball bearing
<b>12.00822</b>	<b>Banderolentablett 703 - 50mm</b> bestehend aus:	<b>band tray 703-50mm</b> consisting of:
10.06283	Gewintheadapter	threaded adapter
10.06482	Achse	shaft
10.06483	Rohr	tube
10.06484	Banderolenkanal	band channel
10.06490	Banderolenkanal	band channel
10.06528	Banderolenkanal	band channel
10.06529	Banderolentablett	band tray
10.06686	Winkel Übergang	transfer angle
12.00637	Welle Banderole	band shaft


**13**

Version: 30mm



1040600


**14**



1040601


Artikel	Beschreibung	Description
<b>12.00637</b>	<b>Welle Banderole</b> bestehend aus:	<b>band shaft</b> consisting of:
10.00116	Rohr Ø27x1,5x198	tube Ø27x1,5x198
10.06105	Achse	shaft
32.00008	Rillenkugellager F61802.2ZR	deep groove ball bearing
<b>12.00874</b>	<b>Banderolentablett 703 - 30mm</b> bestehend aus:	<b>band tray 703-30mm</b> consisting of:
10.06269	Umlenkung	deflector
10.06273	Achse	shaft
10.06283	Gewintheadapter	threaded adapter
10.06822	Winkel Übergang 30	transfer angle
10.06823	Banderolentablett 700-3-30	band tray 700-3-30
10.06824	Banderolenkanal 700-3-30	band channel
10.06825	Banderolenkanal 700-3-30	band channel
10.06826	Banderolenkanal 700-3-30	band channel
12.00637	Welle Banderole	band shaft

**J1**



1020669-r

**J2**




1020666

---


Artikel	Beschreibung	Description
12.00804	Seitenschieber delta700	side loader delta700
10.06606	Aufnahme	flange
<del>10.08824</del>	Walze	pressing roller bottom side
12.00804	Seitenschieber delta700	side loader delta700
51.00059	Verschußspanner	locking clamp
52.00008	Wellenaufnahmebock 40mm	adapter 40mm
52.00216	Stahlwelle 1.798mm	shaft 1.798mm
63.00117	Induktivtaster Omron 4mm	proximity switch

1008824 REPLACED WITH 0200264. NEW VERSION W/GREASING NIPPLES FOR BEARINGS.

**J3**



**J4**




Artikel	Beschreibung	Description
10.06705	Winkel	angle
10.06706	Adapter	adapter
10.08570	Hülse	bush
10.09680	Achse	shaft
10.09695	Blech	plate
31.00023	Profillaufrolle	profiled ball bearing
→ 41.00007	ORIGA-Zylinder OSP-P25	ORIGA-air-cy. 1.600 x 25
42.00017	Drosselrückschlagventil	choker valve
43.00151	Befestigung für Mitnehmer	holder for ORIGA-cylinder
51.00041	Rastbolzen Seitenschieber	locking pin
52.00011	Anschlußelementesatz 2-teilig	connection assembly
52.00012	Energiekette Serie 15	energy-chain serie 15 ,13parts
62.00295	M12 Stecker auf M12 Buchse	M12 plug on M12 socket
63.00117	Induktivtaster Omron 4mm	proximity switch

4300151-can not  
buy pin seperate

→ 41.00007 needs upgrade kit 02.00253. comes with 41.00007

**J5**

12.00663






---


Artikel	Beschreibung	Description
<b>12.00663</b>	<b>Ausschieber</b> bestehend aus:	<b>pusher</b> consisting of:
10.09688	Blech	plate
10.06703	Winkel	angle
10.06704	Führungsklotz (ohne Abb.)	guidance block (without fig.)
10.09692	Blech	plate
12.00664	Mink Bürste Seitenschieber	brush

K



1040565

K




1040565




**K1**

11.00499



**K2**


11.00500 / 11.00501



Artikel	Beschreibung	Description
<b>11.00499</b>	<b>Startventil</b> bestehend aus:	<b>valve</b> consisting of:
42.00034	Magnetventil MFHE-3-3/8	air-valve MFHE-3-3/8
42.00037	Magnetspule BG o. Stecker	solenoid coil BG without plug
43.00148	Schalldämpfer	sound absorber
43.00173	L-Steckverschraubung	I-screw fitting
62.00123	Magnetventilsteckverbindung	single solenoid valve connect.
<b>11.00500</b>	<b>Ventil</b> bestehend aus:	<b>valve</b> consisting of:
42.00014	Magnet-Imp.Vent JMFH-5-1/8B	impulse-air-valve 1/8" (Festo)
42.00037	Magnetspule BG o. Stecker	solenoid coil BG without plug
43.00063	L-Steckverschraubung	I-screw fitting
43.00073	Schalldämpfer	sound absorber
62.00123	Magnetventilsteckverbindung	single solenoid valve connect.
<b>11.00501</b>	<b>Ventil</b> bestehend aus:	<b>valve</b> consisting of:
42.00014	Magnet-Imp.Vent JMFH-5-1/8B	impulse-air-valve 1/8" (Festo)
42.00037	Magnetspule BG o. Stecker	solenoid coil BG without plug
42.00062	Drossel-Rückschlagventil 3/8"	throttle check valve
43.00073	Schalldämpfer	sound absorber
62.00123	Magnetventilsteckverbindung	single solenoid valve connect.

**K3**

11.00502



1010838

**K4**

11.00503




1010836

Artikel	Beschreibung	Description
<b>11.00502</b>	<b>Verteiler</b> bestehend aus:	<b>distributor</b> consisting of:
43.00156	Steckverschraubung	screw fitting
43.00172	Steckverschraubung	screw fitting
43.00180	Verteiler FR-4-1/2B	distributor
43.00223	Reduziernippel	reducing nipple
<b>11.00503</b>	<b>Verteiler</b> bestehend aus:	<b>distributor</b> consisting of:
43.00061	Steckverschraubung	screw fitting
43.00065	L-Steckverschraubung	l-screw fitting
43.00102	Steckverschr. QS-1/4-6-l	screw fitting
43.00200	Verteiler FR-4-1/4 C	distributor

**K5**

11.00504

can not purchase individual valves. Must purchase whole manifold.



(42.00063)

1010835

**K6**



(43.00190)

(43.00190)

(43.00193)

(43.00150)

(43.00125)

(43.00150)

(43.00125)

1010834



---


<b>Artikel</b>	<b>Beschreibung</b>	<b>Description</b>
<b>11.00504</b>	<b>Ventilinsel</b> bestehend aus:	<b>valve manifold</b> consisting of:
42.00063	Ventilinsel CPV18-VI "C2.J6MC"	valve manifold
43.00125	Blindstopfen G 1/4" a	blind plug G-1/4
43.00150	Blindstopfen G-3/8	blind plug G-3/8
43.00190	L-Steckverschraubung	l-screw-fitting
43.00193	Blindstopfen	blind plug G-1/2

K7

11.00507

11.00506

11.00508



11.00505

11.00505

1010568


Artikel	Beschreibung	Description
<b>11.00505</b>	<b>Drossel</b> bestehend aus:	<b>throttle</b> consisting of:
42.00017	Drosselrückschlagventil	choker valve
43.00064	L-Steckverschraubung	L-screw fitting
42.00035	Sechskantmutter für Drossel	hexagon nut for choker valve
<b>11.00506</b>	<b>Drossel</b> bestehend aus:	<b>throttle</b> consisting of:
42.00017	Drosselrückschlagventil	choker valve
43.00065	L-Steckverschraubung	L-screw fitting
42.00035	Sechskantmutter für Drossel	hexagon nut for choker valve
<b>11.00507</b>	<b>Drossel</b> bestehend aus:	<b>throttle</b> consisting of:
42.00062	Drossel-Rückschlagventil 3/8"	throttle check valve
43.00190	L-Steckverschraubung	L-screw-fitting
42.00035	Sechskantmutter für Drossel	hexagon nut for choker valve
<b>11.00508</b>	<b>Wartungsgerät</b> bestehend aus:	<b>air filter station</b> consisting of:
42.00058	Wartungsgerät Kombi 1/2"	air filter station
43.00174	L-Steckverschraubung	L-screw fitting
10.06283	Gewindeadapter	threaded adapter



**L1**

01.00007

L5




10.00321  
10.09887

52.00122

1040500

**L2**

10.06621  
10.06622



L3

10.08826  
10.08826

1040501




---

Artikel	Beschreibung	Description
<b>01.00007</b>	<b>Paketlift delta700</b> bestehend aus:	<b>package lift delta700</b> consisting of:
10.00321	Stütze Tisch	support shaft for table
10.06621	Blech	plate
10.06622	Holzplatte	wooden plate
10.09887	Aufnahme	flange
12.00875	Druckluftschlauch 3 Meter	compressed air hose
52.00122	Lenkrolle-Polyamid	polyamide guide roller
62.00110	12x0,75mm <sup>2</sup> (JZ-500)	cable 12x0,75mm <sup>2</sup>



L3



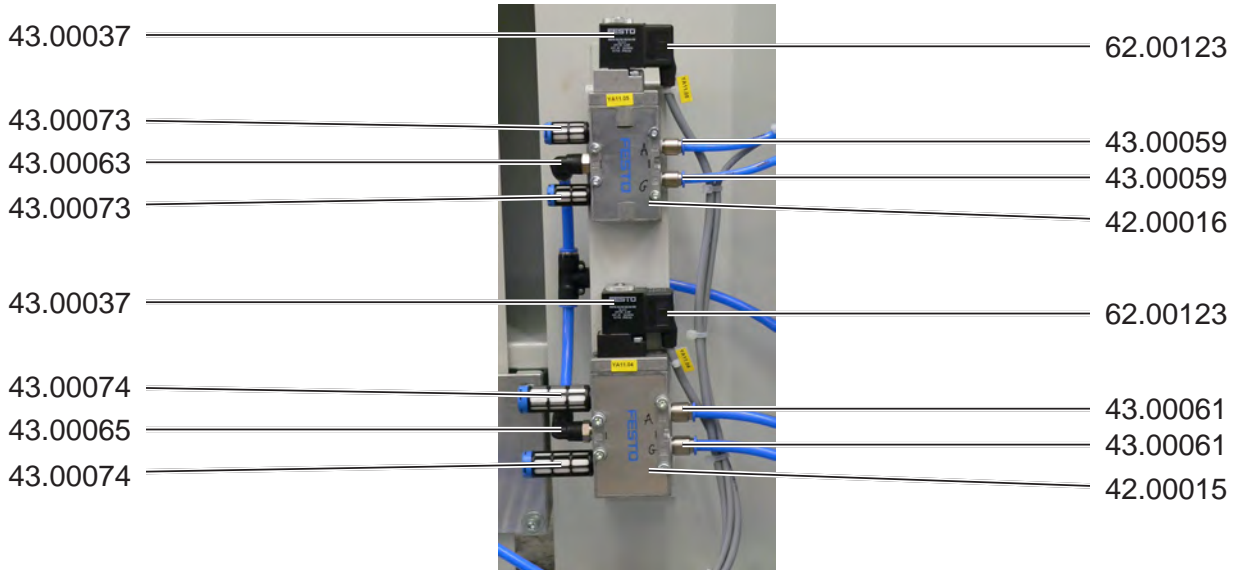
1040503



<b>Artikel</b>	<b>Beschreibung</b>	<b>Description</b>
<b>12.00612</b>	<b>Linearlagereinheit</b> bestehend aus:	<b>guiding element</b> consisting of:
10.06068	Aufnahme	flange
34.00024	Star-Segment-Kugelbüchse	bearing bush
33.00029	Abstreifer mit Haltering	wiper with holder
<b>12.00656</b>	<b>Führung Hubtisch Paketlift</b> bestehend aus:	<b>guidance elevating table</b> consisting of:
10.09637	Platte	plate
12.00612	Linearlagereinheit	guiding element
<b>12.00840</b>	<b>Ausschieber delta700</b> bestehend aus:	<b>pusher delta700</b> consisting of:
10.09638	Ausschieber	shaft
10.06717	Bürste	brush for delta700 pusher
10.09636	Achse 16x777	shaft 777x16
12.00655	Klemmkasten Paketlift delta	terminal box package lift
41.00003	ORIGA-Zylinder OSP-P32	ORIGA-air-cyl. 600 x 32
42.00017	Drosselrückschlagventil	choker valve
42.00018	Drosselrückschlagventil	choker valve
43.00059	Steckverschraubung	screw fitting
43.00065	L-Steckverschraubung	l-screw fitting
43.00152	Winkelstück	angle top
43.00243	Muffe	bushing bottom
63.00117	Induktivtaster Omron 4mm	proximity switch
63.00118	Kabel mit Buchse M12 gerade 5m	cable 5m

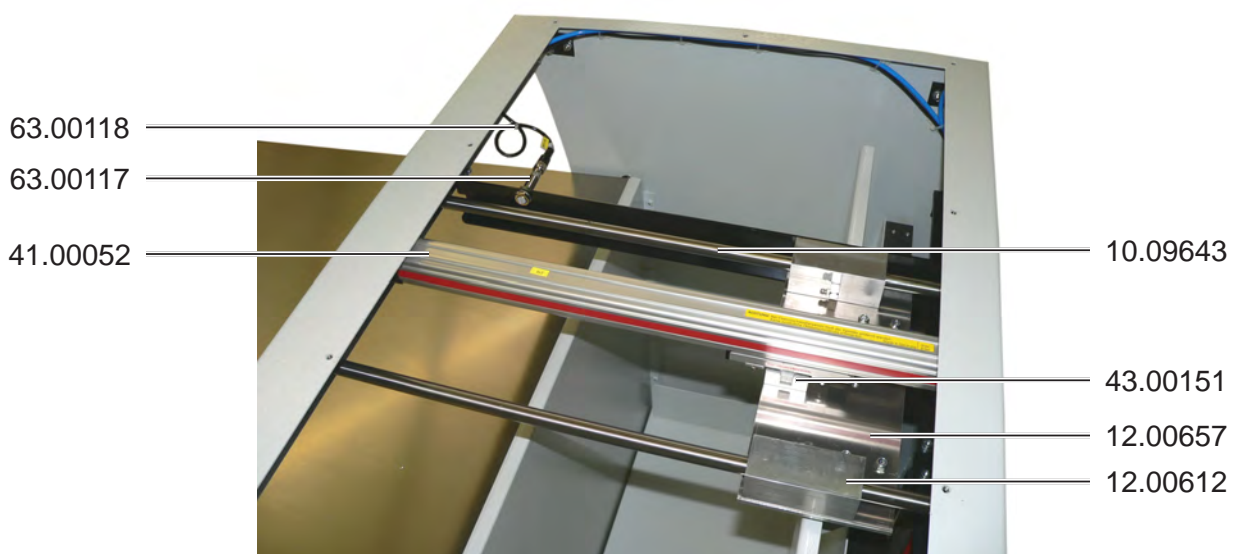


L4



1040504

L5



1040502





Artikel	Beschreibung	Description
<b>12.00612</b>	<b>Linearlagereinheit</b> bestehend aus:	<b>guiding element</b> consisting of:
10.06068	Aufnahme	flange
34.00024	Star-Segment-Kugelbüchse	bearing bush
33.00029	Abstreifer mit Haltering	wiper with holder
<b>12.00657</b>	<b>Führung Ausschieber Paketlift</b> bestehend aus:	<b>guidance pusher</b> consisting of:
10.09640	Platte	plate
12.00612	Linearlagereinheit	guiding element
42.00037	Magnetspule BG o. Stecker	solenoid coil BG without plug
43.00073	Schalldämpfer	sound absorber
43.00063	L-Steckverschraubung	l-screw fitting
43.00074	Schalldämpfer	sound absorber
43.00065	L-Steckverschraubung	l-screw fitting
62.00123	Magnetventilsteckverbindung	single solenoid valve connect.
42.00016	Magnetventil MFH-5-1/8B	5/2-way-air-valve 1/8" (Festo)
43.00059	Steckverschraubung	screw fitting
43.00061	Steckverschraubung	screw fitting
42.00015	Magnetventil MFH-5-1/4B	5/2-way-air-valve 1/4" (Festo)
10.09643	Achse 16x570	shaft 570x16
43.00151	Befestigung für Mitnehmer	holder for ORIGA-cylinder
63.00117	Induktivtaster Omron 4mm	proximity switch
63.00118	Kabel mit Buchse M12 gerade 5m	cable 5m
41.00052	ORIGA-Zylinder OSP-P25	ORIGA-air-cylinder OSP-P25




4300151-can not buy pin seperate

**M1**



1010828

**M2**



1060033

---

Artikel	Beschreibung	Description
12.00894	Schutzhaube delta700	safety hood delta700
12.00895	Türe delta	door delta
12.00896	Schutzhaube Ausleger 700	infeed section safety hood 700
53.00057	Gasdruckfeder mit Ventil	gas pressure spring with valve
53.00058	Gasdruckfeder 800N	gas pressure spring 800N
53.00074	Gasdruckfeder 400N	gas pressure spring 400N


---



S33	Not-Aus Taster	emergency-off switch
S35	Schutzhaubenschalter Presse	press safety hood switch
S36	Schutzhaubenschalter Bandantrieb	band drive safety hood switch
S37	Schutzhaubenschalter Banderole	band safety hood switch


S35, S36, S37 6100043

N



1040768

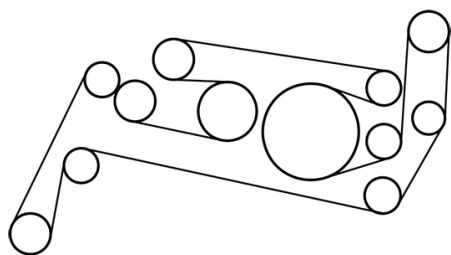
N



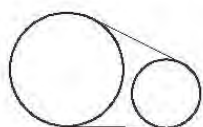
1040770

---

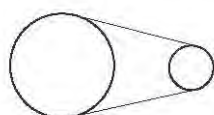
<b>Artikel</b>	<b>Beschreibung</b>	<b>Description</b>
22.00179	Transportband (Unterband)	transport belt (upper belt)
22.00180	Transportband (Oberband Wippe)	transport belt (upper belt compensator)
22.00181	Transportband (Oberband)	transport belt (upper belt)
22.00017	Rundriemen (Ausleger unten)	round belt (Infeed section top)
22.00052	Rundriemen (Ausleger oben)	round belt (Infeed section bottom)
22.00032	HTD-Zahnriemen (Banderolenabroller unten)	toothed belt (lower bundling process)
22.00142	HTD-Zahnriemen (Banderolenabroller oben)	toothed belt (upper bundling process)
22.00143	HTD-Zahnriemen (Banderolenspanner oben, außen)	toothed belt (upper tape tension, outer)



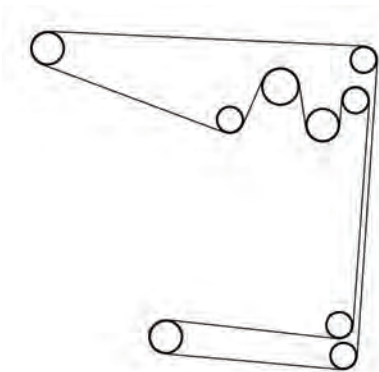
22.00208



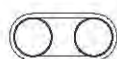
22.00132



22.00173



22.00175



22.00182



← / →

Laufrichtung des Produkts

running direction of the product

---

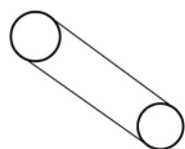
<b>Artikel</b>	<b>Beschreibung</b>	<b>Description</b>
22.00208	Antriebsriemen (Pressenantrieb)	drive belt (Press drive)
22.00132	Antriebsriemen (Presswalze links)	drive belt (Pressing roller left side)
22.00173	Antriebsriemen (Presswalze rechts)	drive belt (Pressing roller right side)
22.00175	Antriebsriemen (Bandantrieb)	drive belt (Transport belt drive)
22.00182	Rundriemen (Andruckrollen)	round belt (Pinch rollers)



22.00275

16x1085 for  
M153-04 & newer

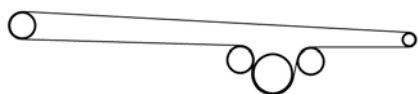
22.00184 10x1085 for M153-03 and  
older.



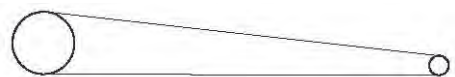
22.00165



22.00009



22.00003



22.00178

← / →

Laufrichtung des Produkts

running direction of the product



---

<b>Artikel</b>	<b>Beschreibung</b>	<b>Description</b>
22.00003	Antriebsriemen (Rüttelantrieb)	drive belt (Jogging drive)
22.00009	HTD-Zahnriemen (Hubtisch Synchro)	toothed belt (sync elevating table)
22.00165	HTD-Zahnriemen (Hubtisch Antrieb)	toothed belt elevating table drive)
22.00178	Poly-V-Riemen (Rüttelgetriebe)	poly V belt (gear-box f. jogging device)
22.00275	Breco-Zahnriemen (Synchro Pressleiste, Schweißbrücke)	breco toothed belt (sync pressing bars, welding bridge)



01

12.00546



1020451

02

91.00007



91.00006

91.00008



91.00005



91.00003

91.00083



06050801



---

<b>Artikel</b>	<b>Beschreibung</b>	<b>Description</b>
<b>12.01107</b>	<b>Werkzeugbox</b> bestehend aus:	<b>tool box</b> consisting of:
91.00002	Kunstst. Werkzeugbox	tool box
91.00003	6-kt Kugelkopf-Schraubendreher	allen wrench
91.00005	Norm-Schraubendreher 2,5mm	screwdriver 2,5mm
91.00006	Norm-Schraubendreher 4,0mm	screwdriver 4,0mm
91.00007	SA.6KT-Winkelschraubendreher	allen wrench set
91.00008	Satz Doppelmaulschlüssel	fork wrench
91.00083	Schaltchrankschlüssel	key for switchboard

---



03



04





---

<b>Artikel</b>	<b>Beschreibung</b>	<b>Description</b>
12.00150	Druckluftschlauch 5 Meter	compressed-air hose 5 meter
12.00898	Ersatzteilkoffer delta 30mm	spare parts box 30mm
65.00148	Ersatzfiltermatte	seperate filter pad
91.00052	Spezialöl Pneumatik	pneumatic-oil OFSW-32




**05**

10.08180




10.08181



1020453

**06**

10.06716




1020459



---

<b>Artikel</b>	<b>Beschreibung</b>	<b>Description</b>
10.06716	Stützleiste	support bar
10.08180	Aufsatzblech links	plate left side
10.08181	Aufsatzblech rechts	plate right side




1040702



---

Artikel	Beschreibung	Description
<b>01.00008</b>	<b>Antistatikeinrichtung 700</b> bestehend aus:	<b>antistatic device</b> consisting of:
10.00071	Haltewinkel schmal	holder
10.00854	Halter Ionisierstab	holder antistatic bar
10.05101	Winkel	holder
10.09370	Hülse	bush
63.00080	Haug Netzteil EN-SL	static elim.control box Haug
63.00081	Haug Ionisationsstab VS	antistatic bar VS




1040702



Optional air blast device


**Q1**

01.00010



1050437

**Q2**




1040321



Artikel	Beschreibung	Description
<b>01.00010</b>	<b>Blaslufteinrichtung 703</b> bestehend aus:	<b>airblast device 703</b> consisting of:
10.00286	Luftverteiler 1/8" 3 x 1/8"	air diffuser
10.05008	Traverse 4-kt.	cross bar
12.00960	Blasluftventil V5	valve air blast device
42.00018	Drosselrückschlagventil	choker valve
43.00053	Maxiflex-Gelenkstück	flexible tube
43.00054	Maxiflex-Gewindenippel 1/8"	threaded nipple 1/8"
43.00056	Maxiflex Düse 1,6mm rund	blast pipe
43.00060	Steckverschraubung	screw fitting
43.00070	Blindstopfen G 1/8" a	blind plug G1/8" a
43.00076	Schlauch PUN-8 x 1,25 BL	air hose PUN-8x1,25
<b>12.00960</b>	<b>Blasluftventil V5 (ohne Abb.)</b> bestehend aus:	<b>valve air blast device (without fig.)</b> consisting of:
42.00021	Magnetventil MFH-3-1/8	3/2-way-air-valve 1/8" (FESTO)
42.00037	Magnetspule BG o. Stecker	solenoid coil BG without plug
43.00063	L-Steckverschraubung	L-screw fitting
43.00073	Schalldämpfer	sound absorber
62.00123	Magnetventilsteckverbindung	single solenoid valve connect.

R1




R3 - R4

R5 - R6

1050560

R2



41.00044


10.06521

---

<b>Artikel</b>	<b>Beschreibung</b>	<b>Description</b>
<b>01.00009</b>	<b>Kleinformateinrichtung 703</b> bestehend aus:	<b>small format device 703</b> consisting of:
10.06521	Winkel	angle
12.00904	Rüttelplatte kurz kpl.	jogging plate long complete
12.00905	Rüttelplatte lang kpl.	jogging plate short complete
41.00044	Zylinder DSN-16-100-P Kolbenst	air cylinder

**R3**


12.00902  
Standard



1040752

**R4**

12.00905  
Kleinformat  
Small format device




1040753



Artikel	Beschreibung	Description
12.00902	<b>Rüttelplatte lang kpl. rechts</b> bestehend aus:	<b>batch plate, right side, long</b> consisting of:
10.06366	Stapelblech, rechts, lang	batch plate, right side, long
10.08118	Stapelblechhalter lang	holder long for batch plate
51.00012	Klemmhebel, verstellbar	clamping lever
52.00059	Unterlagscheibe	plain washer
12.00905	<b>Rüttelplatte lang kpl.</b> bestehend aus:	<b>jogging plate long complete</b> consisting of:
10.06134	Stapelblech rechts	batch plate right side
10.08118	Stapelblechhalter lang	holder long for batch plate

**R5**


12.00903  
Standard



1040754


**R6**

12.00904  
Kleinformat  
Small format device



1040755

Artikel	Beschreibung	Description
<b>12.00903</b>	<b>Rüttelplatte kurz kpl. links</b> bestehend aus:	<b>batch plate, left side, short</b> consisting of:
10.00587	Hülse	bush
10.06367	Stapelblech, links, lang	batch plate, left side, long
10.08119	Stapelblechhalter kurz	holder short for batch plate
51.00013	Klemmhebel, verstellbar	clamping lever
52.00059	Unterlagscheibe	plain washer
<b>12.00904</b>	<b>Rüttelplatte kurz kpl.</b> bestehend aus:	<b>jogging plate short complete</b> consisting of:
10.06133	Stapelblech links	Batch plate left side
10.08119	Stapelblechhalter kurz	holder short for batch plate



1040770




**S1**

01.00097



1060029

Artikel	Beschreibung	Description
<b>01.00097</b>	<b>Kleinpaketeinrichtung delta703</b> bestehend aus:	<b>small package device delta703</b> consisting of:
10.02601	Aufnahmeplatte	flange plate
10.02603	Antriebsscheibe	drive roll
10.05010	Gewindebolzen	threaded bolt
10.05011	Druckscheibe	pressure disc
10.05016	Hebel	lever
10.06540	Achse	shaft
22.00224	Rundriemen R4x353	round belt R4x353
34.00021	DU-Buchse 1012 DU	bush 1012 DU
35.00003	POM-Anlaufscheibe - 10 KA	washer disc
54.00011	O-Ring 30x6-NBR70	o-ring seal 30,0x6,0 NBR70
DIN705 A 10 ST	Stellring D=10mm	adjusting collar



10.06884

10.06883

PIN DIN6325-  
M6-5X16

10.06518

RUBBER  
BUSHING  
1002212PA

10.10099

10.06882

10.06517

1040657



---

<b>Artikel</b>	<b>Beschreibung</b>	<b>Description</b>
<b>01.00078</b>	<b>Ringöseeinrichtung delta703</b> bestehend aus:	<b>Loopstitch Device delta703</b> consisting of:
10.06517	Leiste rechts	bar right side
10.06518	Leiste links	bar left side
10.06882	Leiste	bar
10.06883	Platte	plate
10.06884	Platte	plate
10.10099	Hülse Distanz	spacer bush

**U1**

ALUMINIUM  
PLATE 1002148

BUSHING  
3400055  
PIN F. BUSHING  
4X40DIN6325

FLAP 1002147



01.00060

1040742

NEW STYLE  
ANGLE 1015108  
NOT WELDED  
SCREWS  
M4X16DIN7991

**U2**



01.00051

1040741

<b>Artikel</b>	<b>Beschreibung</b>	<b>Description</b>
01.00051	Stapelniveau 140mm / 50mm	Batch level comp.
01.00060	Stapelniveau 70mm / 50mm	Batch level comp.

U3



01.00052

1040740

U4



10.02175

1040743

---

<b>Artikel</b>	<b>Beschreibung</b>	<b>Description</b>
10.02175	Blindplatte	dummy plate
01.00052	Stapelniveau 180mm / 50mm	Batch level comp. A4